

Use these links to rapidly review the document

[TABLE OF CONTENTS](#)

[INDEX TO FINANCIAL STATEMENTS](#)

As filed with the Securities and Exchange Commission on February 10, 2005

Registration No. 333-120749

## SECURITIES AND EXCHANGE COMMISSION

Washington, D.C. 20549

AMENDMENT NO. 5

to

### FORM S-1

REGISTRATION STATEMENT

UNDER

THE SECURITIES ACT OF 1933

### Huntsman Corporation

(Exact Name of Registrant as Specified in its Charter)

Delaware

(State or Other Jurisdiction  
of Incorporation or Organization)

2800

(Primary Standard Industrial  
Classification Code Number)

42-1648585

(I.R.S. Employer  
Identification Number)

500 Huntsman Way  
Salt Lake City, UT 84108  
(801) 584-5700

(Address, Including Zip Code, and Telephone Number, Including Area Code,  
of Registrant's Principal Executive Offices)

Samuel D. Scruggs

Executive Vice President, General Counsel and Secretary

Huntsman Corporation

500 Huntsman Way  
Salt Lake City, UT 84108  
(801) 584-5700

(Name, Address, Including Zip Code, and Telephone  
Number, Including Area Code, of Agent For Service)

Copies to:

Jeffery B. Floyd  
Vinson & Elkins L.L.P.  
1001 Fannin, Suite 2300  
Houston, TX 77002  
(713) 758-2222

Gregory A. Fernicola  
Skadden, Arps, Slate, Meagher & Flom LLP  
Four Times Square  
New York, NY 10036  
(212) 735-3000

**Approximate date of commencement of proposed sale to the public:** As soon as practicable after the effective date of this registration statement.

If the securities being registered on this form are to be offered on a delayed or continuous basis pursuant to Rule 415 under the Securities Act of 1933, check the following box: ☐

If this form is filed to register additional securities for an offering pursuant to Rule 462(b) under the Securities Act, check the following box and list the Securities Act registration statement number of the earlier effective registration statement for the same offering: ☐

If this Form is a post-effective amendment filed pursuant to Rule 462(c) under the Securities Act, check the following box and list the Securities Act registration statement number of the earlier effective registration statement for the same offering: ☐

If this Form is a post-effective amendment filed pursuant to Rule 462(d) under the Securities Act, check the following box and list the Securities Act registration statement number of the earlier effective registration statement for the same offering: ☐

If delivery of the prospectus is expected to be made pursuant to Rule 434, check the following box: ☐

### CALCULATION OF REGISTRATION FEE

Title of Class of Securities to be Registered	Proposed Maximum Aggregate Offering Price(1)(2)	Amount of Registration Fee(3)
Common Stock, \$0.01 par value	\$ 1,472,784,116	\$ 185,471
Mandatory Convertible Preferred Stock, \$0.01 par value(4)	287,500,000	36,206
Total	\$ 1,760,284,116	\$ 221,677

- (1) Estimated solely for the purpose of calculating the registration fee pursuant to Rule 457(o) promulgated under the Securities Act. Includes proceeds from the sale of shares of common stock and preferred stock that the underwriters have the option to purchase to cover over-allotments, if any, and proceeds from the sale of shares by the selling stockholder.
- (2) The proposed maximum offering price of each security will be determined by the registrant in connection with, and at the time of, the issuance of the securities.
- (3) Previously paid.
- (4) This registration statement also registers the shares of common stock that are issuable upon conversion of the mandatory convertible preferred stock registered hereby. Based upon an initial public offering price of the common stock registered hereby equal to the bottom of the range indicated on the cover of the prospectus contained herein, it is expected that an aggregate of up to 13,690,477 shares of common stock may be issuable upon the conversion of such mandatory convertible preferred stock. The number of shares of common stock issuable upon such conversion is subject to adjustment upon the occurrence of certain changes in the trading price of such shares, stock dividends, stock splits, and other events described herein and will vary based on the initial public offering price of the common stock registered hereby. Pursuant to Rule 416 under the Securities Act, the number of shares of common stock to be registered includes an indeterminable number of shares of common stock that may become issuable upon conversion of the mandatory convertible preferred stock as a result of such adjustments.

**The Registrant hereby amends this registration statement on such date or dates as may be necessary to delay its effective date until the Registrant shall file a further amendment that specifically states that this registration statement shall thereafter become effective in accordance with Section 8(a) of the Securities Act or until this registration statement shall become effective on such date as the Securities and Exchange Commission, acting pursuant to said Section 8(a), may determine.**

---

---

---

## EXPLANATORY NOTE

This registration statement contains a prospectus relating to an offering of shares of the common stock of Huntsman Corporation (the "Common Stock Prospectus"), together with separate prospectus pages relating to a concurrent offering of shares of mandatory convertible preferred stock of Huntsman Corporation (the "Preferred Stock Prospectus"). The complete Common Stock Prospectus immediately follows this page. Following the Common Stock Prospectus are alternate pages for the Preferred Stock Prospectus, including:

- the front and back cover pages;
- pages of the "Prospectus Summary" section, describing the offering of mandatory convertible preferred stock;
- pages containing additional risk factors applicable only to the ownership of the mandatory convertible preferred stock;
- pages containing a description of the mandatory convertible preferred stock;
- pages containing a description of certain U.S. federal income tax consequences of holding shares of the mandatory convertible preferred stock; and
- pages comprising the section entitled "Underwriting" relating to the offering of the mandatory convertible preferred stock.

The complete prospectus for each of the common stock offering and the mandatory convertible preferred stock offering will be filed with the Securities and Exchange Commission in accordance with Rule 424 under the Securities Act of 1933, as amended.

---

The information in this prospectus is not complete and may be changed. We may not sell these securities until the registration statement filed with the Securities and Exchange Commission is effective. This prospectus is not an offer to sell these securities and it is not soliciting an offer to buy these securities in any state where the offer or sale is not permitted.

SUBJECT TO COMPLETION, DATED FEBRUARY , 2005

PROSPECTUS



Huntsman Corporation

55,681,819 Shares

Common Stock

This is an initial public offering of our common stock. We currently expect the initial public offering price to be between \$21.00 and \$23.00 per share. We have applied to have the common stock listed on the New York Stock Exchange under the symbol "HUN."

We are selling 51,136,364 shares of common stock and the selling stockholder named in this prospectus is selling 4,545,455 shares. We will not receive any proceeds from the sale of shares by the selling stockholder.

The selling stockholder has granted the underwriters an option to purchase up to 8,352,273 additional shares of common stock to cover over-allotments.

Concurrently with this offering, we are also making a public offering of our mandatory convertible preferred stock. We have applied to have the mandatory convertible preferred stock listed on the New York Stock Exchange under the symbol "HUNPr." The sale of common stock is not contingent on the completion of our concurrent mandatory convertible preferred stock offering.

Investing in our common stock involves risks. See "Risk Factors" on page 18.

Neither the Securities and Exchange Commission nor any state securities commission has approved or disapproved of these securities or passed upon the accuracy or adequacy of this prospectus. Any representation to the contrary is a criminal offense.

	Per Share	Total
Public Offering Price	\$	\$
Underwriting Discount	\$	\$
Proceeds to Huntsman Corporation (before expenses)	\$	\$
Proceeds to the Selling Stockholder (before expenses)	\$	\$

The underwriters expect to deliver the shares to purchasers on or about , 2005.

Joint Book-runners

Citigroup

Credit Suisse First Boston

Merrill Lynch & Co.

Deutsche Bank Securities

JPMorgan

Lehman Brothers

UBS Investment Bank

CIBC World Markets

Jefferies & Company, Inc.

Natexis Bleichroeder Inc.

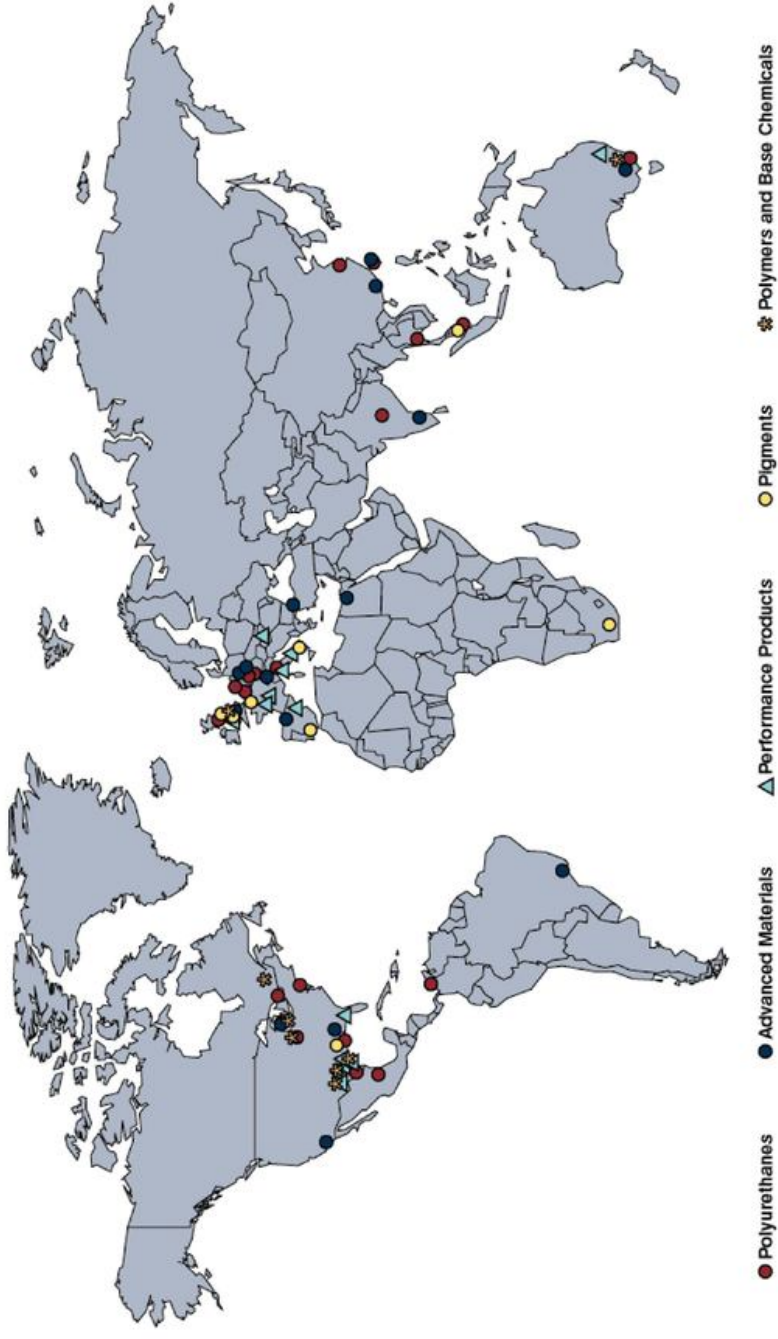
Scotia Capital

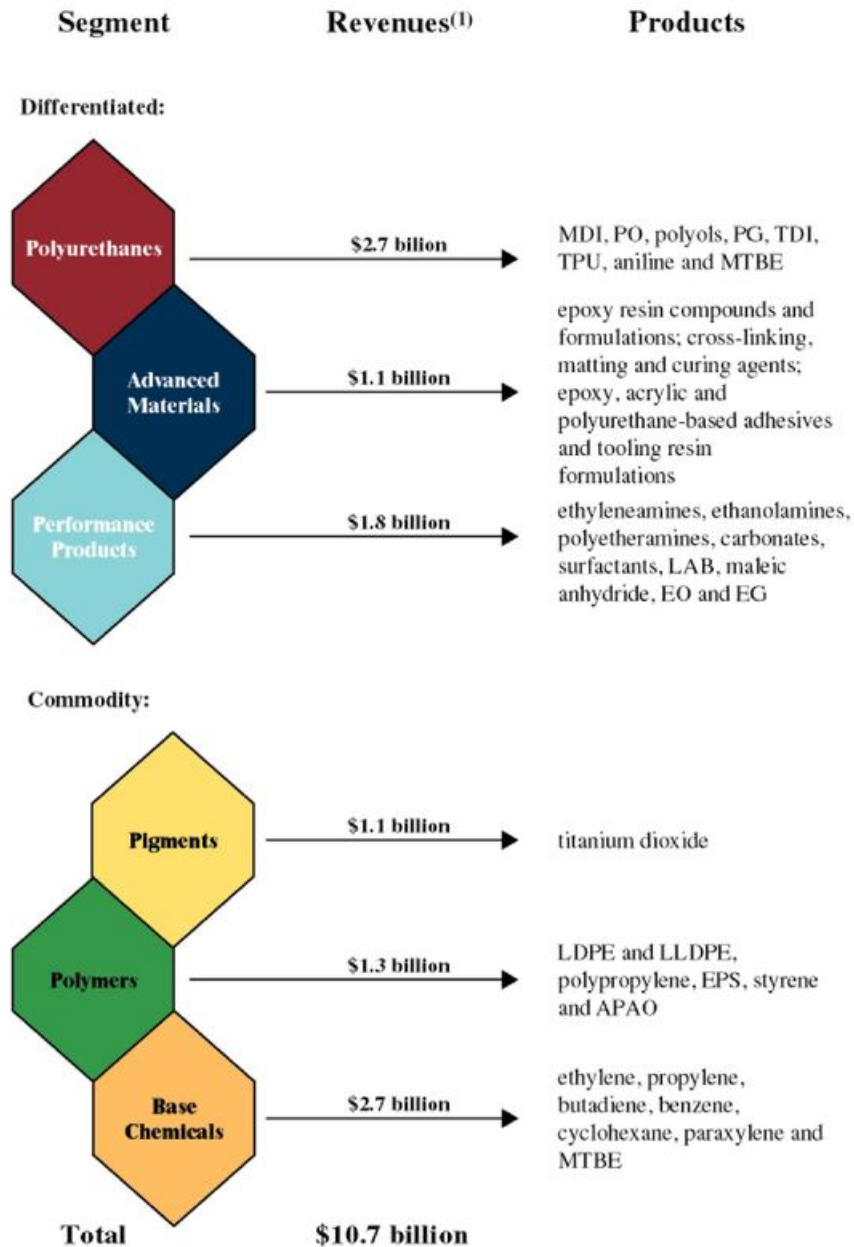
WR Hambrecht + Co

The date of this prospectus is , 2005.

# HUNTSMAN

## Global Presence





<sup>(1)</sup> Revenues are for the twelve month period ended September 30, 2004.

## End Markets and Applications

**automotive interiors**, refrigeration and appliance insulation, **construction products**, **footwear**, furniture cushioning, adhesives, specialized engineering applications and fuel additives



adhesives, **aerospace**, electrical power transmission, consumer electronics, civil engineering, **wind power generation** and automotive



detergents, **personal care products**, **agrochemicals**, lubricant and fuel additives, paints and coatings, construction, marine and automotive products and PET fibers and resins



**paints and coatings**, plastics, paper, **printing inks**, fibers and ceramics



flexible and rigid packaging, adhesives and automotive, medical and construction products




Odessa, Texas  
Linear Low Density Polyethylene



Wilton, UK  
Complex

packaging film, polyester and nylon fibers, PVC, cleaning compounds, polymer resins, SBR rubber and fuel additives



Port Arthur, Texas  
Olefins



Port Arthur, Texas  
Complex

Until , 2005 (25 days after the date of this prospectus), all dealers that buy, sell or trade our common stock, whether or not participating in this offering, may be required to deliver a prospectus. This is in addition to the dealers' obligation to deliver a prospectus when acting as underwriters and with respect to unsold allotments or subscriptions.

## TABLE OF CONTENTS

[Prospectus Summary](#)  
[Risk Factors](#)  
[Disclosure Regarding Forward-Looking Statements](#)  
[Our Company](#)  
[Use of Proceeds](#)  
[Dividend Policy](#)  
[Capitalization](#)  
[Dilution](#)  
[Selected Historical Financial Data](#)  
[Unaudited Pro Forma Financial Data](#)  
[Management's Discussion and Analysis of Financial Condition and Results of Operations](#)  
[Business](#)  
[Management](#)  
[Principal and Selling Stockholders](#)  
[Certain Relationships and Related Transactions](#)  
[Concurrent Offering of Mandatory Convertible Preferred Stock](#)  
[Description of Capital Stock](#)  
[Shares Eligible for Future Sale](#)  
[Material United States Federal Tax Consequences to Non-U.S. Holders of Common Stock](#)  
[Underwriting](#)  
[Legal Matters](#)  
[Experts](#)  
[Where You Can Find More Information](#)  
[Glossary of Technical Terms](#)  
[Index to Financial Statements](#)

**You should rely only on the information contained in this prospectus. We have not authorized anyone to provide you with different information. If anyone provides you with different or inconsistent information, you should not rely on it. We are not making an offer of these securities in any jurisdiction where the offer is not permitted. You should not assume that the information contained in this prospectus is accurate as of any date other than the date on the front of this prospectus.**

### Industry and Market Data

This prospectus includes information with respect to market share, industry conditions and forecasts that we obtained from internal industry research, publicly available information (including industry publications and surveys), and surveys and market research provided by consultants (including Nexant, Inc., an international consulting and research firm ("Nexant"), Chemical Market Associates, Inc., an international consulting and research firm ("CMAI"), International Business Management Associates, an industry research and consulting firm ("IBMA"), and others). The publicly available information and the reports, forecasts and other research provided by consultants generally state that the information contained therein has been obtained from sources believed to be reliable. Our internal research and forecasts are based upon our management's understanding of industry conditions, and such information has not been verified by any independent sources. As is noted, certain statements in this prospectus are based on information provided by consultants that we commissioned to provide us with the referenced information.

## PROSPECTUS SUMMARY

*The following summary highlights selected information from this prospectus and does not contain all of the information that you should consider before investing in our common stock. This prospectus contains information regarding our businesses and detailed financial information. You should carefully read this entire prospectus, including the historical and pro forma financial statements and related notes, before making an investment decision.*

*Huntsman Corporation is a new company formed to hold the existing businesses of Huntsman Holdings, LLC. Concurrently with the consummation of this offering, Huntsman Holdings, LLC will become a wholly owned subsidiary of Huntsman Corporation as part of a series of transactions we refer to as the "Reorganization Transaction." The pro forma and pro forma as adjusted financial data included in this prospectus give effect to the transactions described in "Unaudited Pro Forma Financial Data."*

*We are concurrently offering shares of our common stock and our mandatory convertible preferred stock. The closing of our initial public offering of common stock is not conditioned upon the closing of our offering of mandatory convertible preferred stock, but the closing of our offering of mandatory convertible preferred stock is conditioned upon the closing of our initial public offering of common stock. Unless the context requires otherwise, in this prospectus the term "offering" refers to both our offering of common stock and our offering of mandatory convertible preferred stock.*

*In this prospectus, "Huntsman Corporation," the "company," "we," "us" or "our" refers to Huntsman Corporation and its subsidiaries, including our predecessor Huntsman Holdings, LLC, after giving effect to the Reorganization Transaction, except where the context makes clear that the reference is only to Huntsman Corporation itself and not its subsidiaries. Huntsman Holdings, LLC has conducted its operations through three principal subsidiaries: Huntsman LLC, Huntsman International Holdings LLC and Huntsman Advanced Materials LLC. In this prospectus, the term "HLLC" refers to Huntsman LLC and, unless the context otherwise requires, its subsidiaries, the term "HIH" refers to Huntsman International Holdings LLC and, unless the context otherwise requires, its subsidiaries, and the term "Advanced Materials" refers to Huntsman Advanced Materials LLC and, unless the context otherwise requires, its subsidiaries. A glossary of chemical abbreviations used in this prospectus is set forth on page 192.*

### Overview

We are among the world's largest global manufacturers of differentiated and commodity chemical products. We manufacture a broad range of chemical products and formulations, which we market in more than 100 countries to a diversified group of consumer and industrial customers. Our products are used in a wide range of applications, including those in the adhesives, aerospace, automotive, construction products, durable and non-durable consumer products, electronics, medical, packaging, paints and coatings, power generation, refining and synthetic fiber industries. We are a leading global producer in many of our key product lines, including MDI, amines, surfactants, epoxy-based polymer formulations, maleic anhydride and titanium dioxide. We operate 63 manufacturing facilities located in 22 countries and employ over 11,500 associates. Our businesses benefit from significant vertical integration, large production scale and proprietary manufacturing technologies, which allow us to maintain a low-cost position. We had pro forma revenues for the nine months ended September 30, 2004 and the year ended December 31, 2003 of \$8,357.7 million and \$9,252.4 million, respectively.

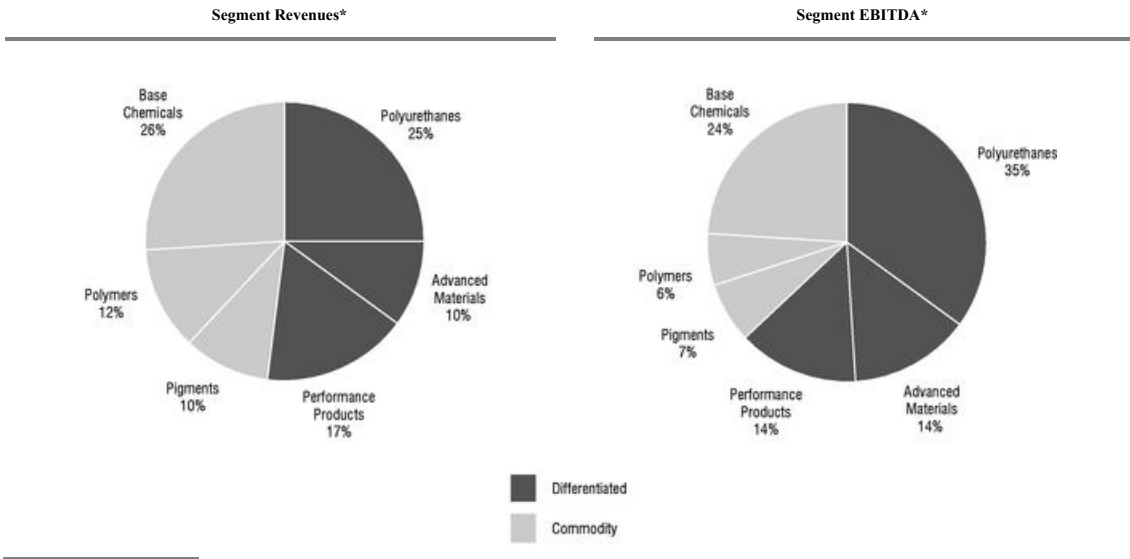
### Our Products and Segments

Our business is organized around our six segments: Polyurethanes, Advanced Materials, Performance Products, Pigments, Polymers and Base Chemicals. These segments can be divided into two broad categories: differentiated and commodity. We produce differentiated products primarily in our Polyurethanes, Advanced Materials and Performance Products segments. These products serve diverse end markets and are generally characterized by historical growth rates in excess of GDP growth

rates resulting from product substitution and new product development, proprietary manufacturing processes and product formulations and a high degree of customer loyalty. While the demand for these differentiated products is also influenced by worldwide economic conditions and GDP growth, our differentiated products have tended to produce more stable profit margins and higher demand growth rates than our commodity products.

In our commodity chemical businesses, we produce titanium dioxide derived from titanium-bearing ores in our Pigments segment and petrochemical-based olefins, aromatics and polyolefins products in our Polymers and Base Chemicals segments. Certain industry fundamentals have recently improved and, according to Nexant and IBMA, point to increased profitability in the markets for the major commodity products that we manufacture.

The following charts set forth information regarding the revenues and EBITDA of our six business segments for the nine months ended September 30, 2004:



\* Percentage allocations in the segment revenues chart above reflect the allocation of all inter-segment revenue eliminations to our Base Chemicals segment. Percentage allocations in the segment EBITDA chart above do not give effect to \$54.1 million of corporate and other unallocated items and exclude \$202.4 million of restructuring and plant closing costs. For a detailed discussion of our EBITDA by segment, see Note 26 to the Consolidated Financial Statements of Huntsman Holdings, LLC included elsewhere in this prospectus. For a discussion of EBITDA and a reconciliation of EBITDA to net income, see "Summary Historical and Pro Forma As Adjusted Financial Data."

The following table identifies the key products, their principal end markets and applications and representative customers of each of our segments:

Segment	Products	End Markets and Applications	Representative Customers
Polyurethanes	MDI, PO, polyols, PG, TDI, TPU, aniline and MTBE	automotive interiors, refrigeration and appliance insulation, construction products, footwear, furniture cushioning, adhesives, specialized engineering applications and fuel additives	BMW, Collins & Aikman, Electrolux, Firestone, Lear, Louisiana Pacific, Shell, Weyerhaeuser
Advanced Materials	epoxy resin compounds and formulations; cross-linking, matting and curing agents; epoxy, acrylic and polyurethane-based adhesives and tooling resin formulations	adhesives, aerospace, electrical power transmission, consumer electronics, civil engineering, wind power generation and automotive	ABB, Akzo, BASF, Boeing, Bosch, Cytec, Hexcel, Rohm & Haas, Sherwin Williams
Performance Products	ethyleneamines, ethanolamines, polyetheramines, carbonates, surfactants, LAB, maleic anhydride, EO and EG	detergents, personal care products, agrochemicals, lubricant and fuel additives, paints and coatings, construction, marine and automotive products and PET fibers and resins	ChevronTexaco, Colgate, Ecolab, Henkel, Monsanto, Procter & Gamble, Unilever
Pigments	titanium dioxide	paints and coatings, plastics, paper, printing inks, fibers and ceramics	Akzo, Atofina, Clariant, ICI, Jotun, PolyOne
Polymers	LDPE and LLDPE, polypropylene, EPS, styrene and APAO	flexible and rigid packaging, adhesives and automotive, medical and construction products	Ashland, Kerr, Kimberly Clark, Pliant, Polymer Group, PolyOne, Sealed Air
Base Chemicals	ethylene, propylene, butadiene, benzene, cyclohexane, paraxylene and MTBE	packaging film, polyester and nylon fibers, PVC, cleaning compounds, polymer resins, SBR rubber and fuel additives	Bayer, BP, Bridgestone/Firestone, Dow, DuPontSA, Invista, Goodyear, Nova, Shell, Solvay

#### ***Polyurethanes***

We are a leading global manufacturer and marketer of a broad range of polyurethane chemicals, including MDI, PO, polyols, PG, TDI and TPU. Polyurethane chemicals are used to produce rigid and flexible foams, as well as coatings, adhesives, sealants and elastomers. We focus on the higher-margin, higher-growth markets for MDI and MDI-based polyurethane systems. Growth in our Polyurethanes

segment has been driven primarily by the continued substitution of MDI-based products for other materials across a broad range of applications. As a result, according to Nexant, global consumption of MDI grew at a compound annual growth rate of 7.3% from 1992 to 2003. According to Nexant, we are the lowest-cost and second-largest producer of MDI in the world. We operate four primary Polyurethanes manufacturing facilities in the U.S. and Europe. We also operate 14 Polyurethanes formulation facilities, which are located in close proximity to our customers worldwide. We have a significant interest in a manufacturing joint venture that has recently begun construction of a low-cost, world-scale, integrated MDI production facility near Shanghai, China.

#### ***Advanced Materials***

We are a leading global manufacturer and marketer of technologically advanced epoxy, acrylic and polyurethane-based polymer products. We focus on formulations and systems that are used to address customer-specific needs in a wide variety of industrial and consumer applications. Our products are used either as replacements for traditional materials such as metal, wood, clay, glass, stone and ceramics, or in applications where traditional materials do not meet demanding engineering specifications. Our Advanced Materials segment is characterized by the breadth of our product offering, our expertise in complex chemistry, our long-standing relationships with our customers and our ability to develop and adapt our technology and our applications expertise for new markets and new applications. We market over 6,000 products to more than 5,000 customers. We operate 15 Advanced Materials synthesis and formulating facilities in North America, Europe, Asia, South America and Africa.

#### ***Performance Products***

Our Performance Products segment is organized around three business groups, performance specialties, performance intermediates, and maleic anhydride and licensing, and serves a wide variety of consumer and industrial end markets. In performance specialties, we are a leading global producer of amines, carbonates and certain specialty surfactants. Growth in demand in our performance specialties business tends to be driven by the end-performance characteristics that our products deliver to our customers. These products are manufactured for use in a growing number of niche industrial end uses and have been characterized by growing demand and stable profitability. For example, we are one of two significant global producers of polyetheramines, for which our sales volumes have grown at a compound annual rate of over 13% in the last ten years due to strong demand in a number of industrial applications, such as epoxy curing agents, fuel additives and civil construction materials. In performance intermediates, we consume internally produced and third-party-sourced base petrochemicals in the manufacture of our surfactants, LAB and ethanolamines products, which are primarily used in detergent and consumer products applications and EG, which is primarily used in the production of polyester fibers and PET packaging. We believe we are North America's largest and lowest-cost producer of maleic anhydride. Maleic anhydride is the building block for UPRs, mainly used in the production of fiberglass reinforced resins for marine, automotive and construction products. We operate 16 Performance Products manufacturing facilities in North America, Europe and Australia.

#### ***Pigments***

We are a leading global manufacturer and marketer of titanium dioxide, which is a white pigment used to impart whiteness, brightness and opacity to products such as paints, plastics, paper, printing inks, fibers and ceramics. According to IBMA, our Pigments segment, which operates under the trade name "Tioxide®," is the fourth largest producer of titanium dioxide in the world, with an estimated 12% of global production capacity, and the largest producer of titanium dioxide in Western Europe, with an estimated 23% of Western European production capacity. We operate eight chloride-based and

sulfate-based titanium dioxide manufacturing facilities located in North America, Europe, Asia and Africa.

### ***Polymers***

We manufacture and market polypropylene, polyethylene, EPS, EPS packaging and APAO. We consume internally produced and third-party-sourced base petrochemicals, including ethylene and propylene, as our primary raw materials in the manufacture of these products. In our polyethylene, APAO and certain of our polypropylene product lines, we pursue a targeted marketing strategy by focusing on those customers and end use applications that require customized polymer formulations. We produce these products at our smaller and more flexible Polymers manufacturing facilities and generally sell them at premium prices. In our other product lines, we maintain leading regional market positions and operate cost-competitive manufacturing facilities. We operate six primary Polymers manufacturing facilities in North America and Australia. We are expanding the geographic scope of our polyethylene business and improving the integration of our European Base Chemicals business through the construction of an integrated, low-cost, world-scale LDPE plant to be located adjacent to our existing olefins facility in Wilton, U.K. Upon completion of this facility, which we expect will occur in late 2007, we will consume approximately 50% of the output from our U.K. ethylene unit in the production of LDPE.

### ***Base Chemicals***

We are a highly integrated North American and European producer of olefins and aromatics. We consume a substantial portion of our Base Chemicals products, such as ethylene, propylene and benzene, in our Performance Products and Polyurethanes segments. We believe this integration leads to higher operating rates for our Base Chemical assets, improved reliability of raw material supply for our other segments and reduced logistics and transportation costs. We operate four Base Chemicals manufacturing facilities located on the Texas Gulf Coast and in northeast England. These facilities are equipped to process a variety of oil- and natural gas-based feedstocks and benefit from their close proximity to multiple sources of these raw materials. This flexibility allows us to optimize our operating costs. These facilities also benefit from extensive underground storage capacity and logistics infrastructure, including pipelines, deepwater jetties and ethylene liquefaction facilities.

### **Current Industry Conditions**

Over the past several years, the global chemical industry has generally experienced depressed market conditions due to weak demand, lower capacity utilization rates and high, volatile feedstock costs. In 2004, the profitability of the industry generally improved as demand recovered and additions of new manufacturing capacity were limited.

Growth in our Polyurethanes and Advanced Materials segments has been driven by the continued substitution of our products for other materials across a broad range of applications as well as the level of global economic activity. In Polyurethanes, this growth, particularly in Asia, has recently resulted in improved demand and higher industry capacity utilization rates for many of our key products, including MDI. In 2004, the profitability of our Polyurethanes and Advanced Materials segments improved due to increased demand in several of our key industrial end markets, including aerospace, automotive and construction products. This allowed us to increase selling prices, which more than offset increases in the cost of our primary raw materials, including benzene, propylene and chlorine.

In our Performance Products segment, demand for our performance specialties has generally continued to grow at rates in excess of GDP as overall demand is significantly influenced by new product and application development. In 2004, overall demand for most of our performance intermediates was generally stable or improved, but excess surfactant manufacturing capacity in Europe

and a decline in the use of LAB in new detergent formulations limited our ability to increase prices in response to higher raw material costs. In EG, higher industry capacity utilization rates in 2004 due to stronger demand in the PET resin and Asian fiber markets resulted in higher profitability.

Our Pigments segment experienced difficult business conditions throughout 2003 and much of 2004, reflecting soft economic conditions, but industry fundamentals have recently strengthened. This has resulted in higher capacity utilization rates and improved product pricing. IBMA currently expects that titanium dioxide industry operating rates will continue to increase as a result of increased demand from improving economic conditions and a lack of significant new planned capacity additions.

The profitability of our Polymers and Base Chemicals segments has historically been cyclical. The industry has recently operated in a down cycle that resulted from significant new capacity additions, weak demand reflecting soft global economic conditions and high crude oil and natural gas-based raw material costs. Despite continued high feedstock costs, the profitability of our Base Chemicals segment improved in 2004 as demand strengthened and average selling prices and profit margins increased in most of our product lines. Limited new capacity additions have been announced for these products in North America and Western Europe over the next several years. Consequently, Nexant currently expects operating rates and profit margins in the polymers and base chemicals markets to increase as demand continues to recover as a result of improved global economic conditions.

## **Competitive Strengths**

### ***Leading Market Positions in Our Differentiated Product Segments***

We derive a substantial portion of our revenues and EBITDA from our Polyurethanes, Advanced Materials and Performance Products segments, which manufacture our differentiated products. For the nine months ended September 30, 2004, these segments accounted for 52% of our revenues and 63% of our segment EBITDA, as described on page 2. We enjoy leading market positions in many of our primary product lines in these segments, including MDI, amines, carbonates, specialty surfactants, maleic anhydride, adhesives and epoxy-based polymer formulations. Demand for many of these products has been relatively resistant to changes in global economic conditions and has historically grown at rates in excess of GDP growth due to new product development and the continued substitution of our products for traditional materials and chemicals. We produce many of these products using our proprietary manufacturing processes, and we own many patents related to our processes, product formulations and their end-use applications. The markets for many of our differentiated products also benefit from a limited number of global producers, significant barriers to entry and a high degree of customer loyalty.

### ***Large Scale, Integrated Manufacturer with Low Cost Operations***

We are among the world's largest global manufacturers of chemical products. We operate 63 manufacturing facilities located in 22 countries as well as numerous sales, technical service and research facilities. We believe that the scale of our operations enables us to source raw materials and services that we purchase from third parties on terms more advantageous than those available to our smaller competitors. In addition, we are able to leverage selling, administrative and corporate overhead service platforms in order to reduce the operating costs of our businesses, including those that we have acquired. Our scale has also allowed us to rationalize smaller, less efficient capacity in recent years.

Our businesses also benefit from significant product integration. In 2003, we utilized approximately half of our ethylene production and all our EO production in the manufacturing operations of our Performance Products and Polymers segments. In addition, we utilized substantially all the benzene that we produced in the production of our aromatics and MDI. We believe that our high degree of product integration provides us with a competitive advantage over non-integrated producers by reducing both our exposure to cyclical raw material prices and our raw material transportation costs, as well as

increasing the operating rates of our facilities. We believe our large production scale and integration enable us to manufacture and market our products at costs that are lower than those achieved by smaller, less integrated producers.

#### ***Diverse Customer Base Across Broad Geographic Regions***

We sell our products to a highly diverse base of customers who are located in all major geographic regions and represent many end-use industry groups. We have thousands of customers in more than 100 countries. We have developed a global presence, with approximately 47% of our pro forma revenues for the year ended December 31, 2003 from North America, approximately 37% from Europe, approximately 12% from the Asia/Pacific region and approximately 4% from South America and other regions. We believe that this diversity limits our dependence on any particular product line, customer, end market or geographic region.

#### ***Experienced Management***

We are managed by an experienced group of executives, led by Jon M. Huntsman, our Chairman of the Board, and Peter R. Huntsman, our President and Chief Executive Officer. Jon M. Huntsman is the founder of our company and has over 40 years of experience in the chemicals and plastics industries. Peter Huntsman has over 20 years of experience in the chemicals and plastics industries. Both have been instrumental in leading our company through periods of growth and industry cycles. The balance of our executive management team has extensive industry experience and prior work experience at leading chemical and professional services firms, including Imperial Chemical Industries PLC ("ICI"), Texaco, Inc., Mobil Corporation, Bankers Trust Company and Skadden, Arps, Slate, Meagher & Flom LLP. Throughout our history, our management team has demonstrated expertise and entrepreneurial spirit in expanding our businesses, integrating numerous acquisitions and executing on significant cost cutting programs.

#### **Business Strategy**

##### ***Expand Our Differentiated Segments***

Since 1999, we have invested over \$500 million in discretionary capital expenditures and completed seven strategic acquisitions to expand our differentiated segments. As a result, for the nine months ended September 30, 2004, these segments produced 52% of our revenues and 63% of our segment EBITDA. We intend to continue to invest our capital in our higher-growth, higher-margin differentiated segments in order to expand the breadth of our product offerings, extend the geographic scope of these businesses and increase our production capacity to meet growing customer demand. As part of this strategy, we have a significant interest in a manufacturing joint venture that has recently begun construction of a world-scale MDI production facility near Shanghai, China. We believe that this will enable us to strengthen our long-standing presence in China and to further capitalize on the growth in demand for MDI in Asia. We intend to continue to invest in our global research and development capabilities in order to meet the increasingly sophisticated needs of our customers in areas of new product development and product application technology. We have recently announced that we will consolidate substantially all of our existing North American Polyurethanes, Advanced Materials and Performance Products research and development, technical service and process technology capabilities in a new, state-of-the-art facility to be constructed in The Woodlands, Texas.

##### ***Maximize Cash Generated By Our Commodity Segments***

We derived 48% of our revenues and 37% of our segment EBITDA for the nine months ended September 30, 2004 from our Pigments, Polymers and Base Chemicals segments. We believe we have cost-competitive facilities in each of these segments, which produce primarily commodity products. In

periods of favorable market conditions, our commodity businesses have historically generated significant amounts of free cash flow. We intend to continue to selectively invest sufficient capital to sustain the competitive position of our existing commodity facilities and improve their cost structure. In addition, we intend to capitalize on the low-cost position of our Wilton, U.K. olefins facility by constructing a world-scale LDPE facility on an adjacent site.

#### ***Continue Focus on Improving Operational Efficiencies***

We continuously focus on identifying opportunities to reduce our operating costs and maximize our operating efficiency. We have completed a number of targeted cost reduction programs and other actions since 1999. These programs have included, among other things, the closing of seven high-cost manufacturing units as well as reducing corporate and administrative costs. More recently, we have announced a comprehensive global cost reduction program, which we refer to as "Project Coronado," with a goal of further reducing our annual fixed manufacturing and selling, general and administrative costs by \$200 million by 2006. In connection with Project Coronado, we have recently announced the closure of eight smaller, less competitive manufacturing units in our Polyurethanes, Advanced Materials, Performance Products and Pigments segments. These and other actions have resulted in the reduction of approximately 1,500 employees in these businesses since 2000.

#### ***Further Reduce Our Indebtedness***

We intend to use substantially all of the net proceeds of approximately \$1,300 million from the concurrent offerings of our common stock and our mandatory convertible preferred stock, together with cash on hand, to reduce our outstanding indebtedness. This will result in a significant reduction in our annual interest expense. If the profitability of our businesses continues to improve, we intend to further reduce the level of our indebtedness. The amount of any further reductions of our indebtedness will depend on a number of factors, including our future profitability and alternative uses for our available cash.

*There are a number of risks that could limit our ability to successfully implement our business strategies, including, but not limited to, our inability to introduce new products or expand the geographic scope of our differentiated segments, our failure to successfully complete the construction of our new facilities in China or the U.K, our failure to effectively implement Project Coronado or any other cost savings initiatives and our inability to further reduce our level of indebtedness. In addition, while we may implement our strategies, the benefits derived from such implementation may be mitigated, in part or in whole, if we suffer from one or more of the risks described in "Risk Factors."*

#### **Our History**

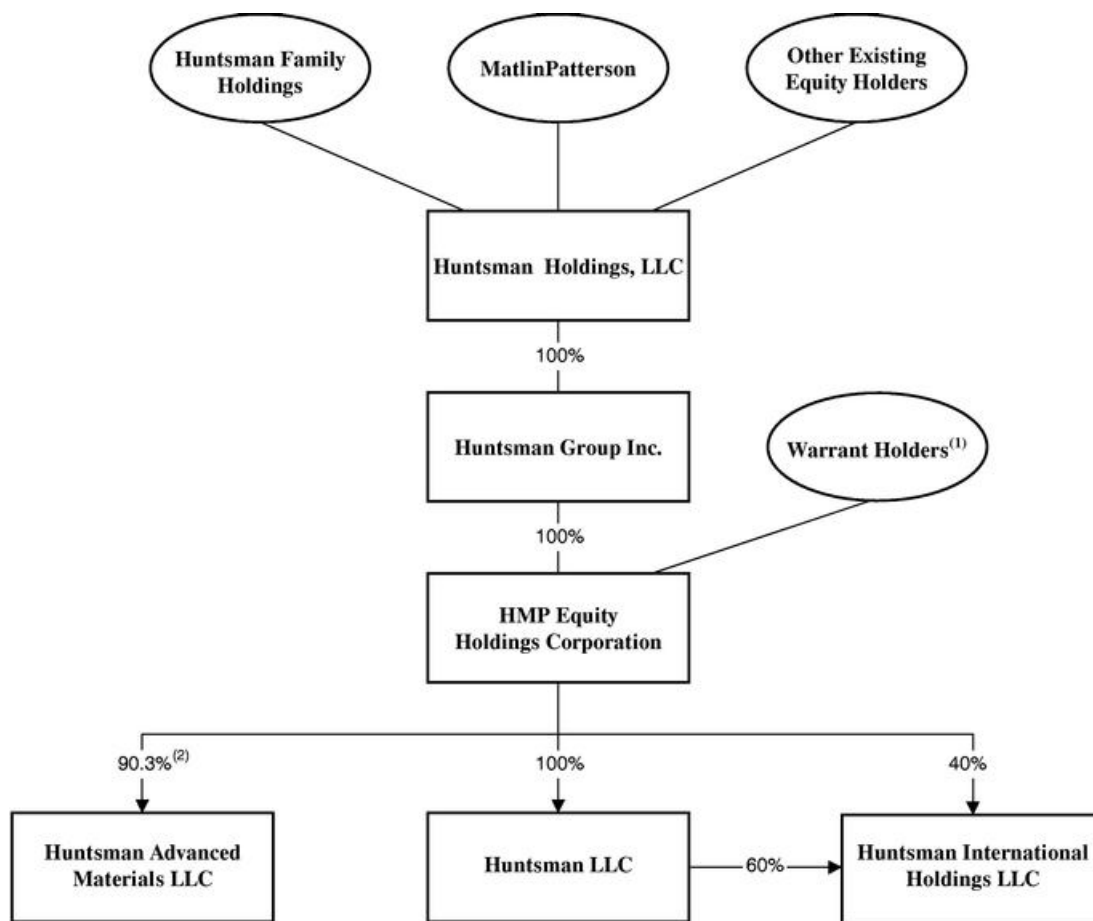
Jon M. Huntsman founded the predecessor to our company in the early 1970s as a small packaging company. Since then, we have grown through a series of significant acquisitions and now own a global portfolio of commodity and differentiated businesses. In 1993, we purchased the LAB and maleic anhydride businesses of The Monsanto Company. In 1994, we purchased the global chemical business from what was formerly Texaco Inc. In 1997, we purchased our PO business from Texaco. Also in 1997, we acquired Rexene Corporation, significantly increasing the size of our Polymers business. In 1999, we acquired certain polyurethanes, pigments and European petrochemicals businesses from ICI. In 2000, we completed the acquisition of the Morton global TPU business from The Rohm and Haas Company. In 2001, we completed our acquisition of the global ethyleneamines business of Dow Chemical Company, and we completed our acquisition of the Albright & Wilson European surfactants business from Rhodia S.A. In 2003, we completed our acquisition of 88% of our Advanced Materials business through the purchase of Vantico Group S.A., and we now own approximately 90% of Advanced Materials. Approximately \$518 million and \$867 million of our revenues for 2003 and the nine months ended September 30, 2004, respectively, were attributable to the acquisition of Vantico Group S.A. Due

in part to the financing of these acquisitions, our subsidiaries have accumulated a significant amount of indebtedness, which totaled approximately \$6,200.7 million as of September 30, 2004. We have also divested certain non-core businesses, including our packaging subsidiary in 1997 and our global styrenics business in 1998. For the years ended December 31, 2002 and 2003 and the nine months ended September 30, 2004, our net loss was \$22.2 million, \$319.8 million and \$226.5 million, respectively.

### **The Reorganization Transaction**

We will consummate the Reorganization Transaction in connection with the completion of this offering. In the Reorganization Transaction, Huntsman Holdings, LLC will become our wholly owned subsidiary, and the existing beneficial holders of the common and preferred membership interests of Huntsman Holdings, LLC, including the mandatorily redeemable preferred interests, will receive shares of our common stock in exchange for their interests. Huntsman Family Holdings Company LLC ("Huntsman Family Holdings"), which is owned by Jon M. Huntsman and certain members of his family, and MatlinPatterson Global Opportunities Partners L.P., MatlinPatterson Global Opportunities B, L.P. and MatlinPatterson Global Opportunities (Bermuda), L.P. (collectively, "MatlinPatterson") will cause all of the shares of our common stock they are entitled to receive in exchange for their membership interests in Huntsman Holdings, LLC to be delivered to HMP Equity Trust, a new entity formed by Huntsman Family Holdings and MatlinPatterson to hold such shares ("Investments Trust"). Immediately following the Reorganization Transaction and the offering, Investments Trust will hold approximately 65% of our outstanding common stock (based upon an assumed initial public offering price per share of our common stock equal to the midpoint of the range indicated on the cover of this prospectus). The beneficiaries of Investments Trust are Huntsman Family Holdings and MatlinPatterson, and Investments Trust will be controlled by Jon M. Huntsman, Peter R. Huntsman, David J. Matlin and Christopher R. Pechock. In addition, as part of the Reorganization Transaction, the holders of warrants in our subsidiary HMP Equity Holdings Corporation ("HMP") will exchange all of their warrants for shares of our common stock following the completion of the offering. See "Our Company—The Reorganization Transaction."

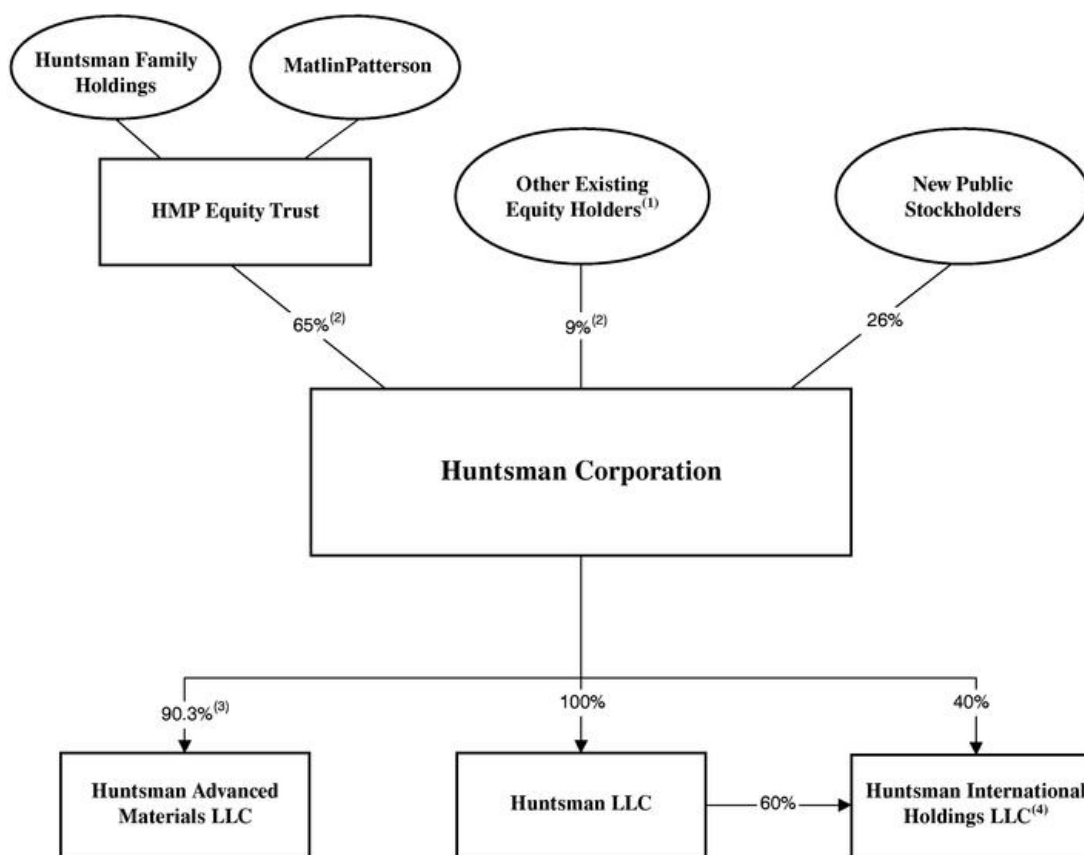
The following chart reflects a summary of our organizational structure immediately prior to the Reorganization Transaction and this offering:



(1) The warrants entitle the holders to purchase up to 12% of the common stock of HMP. As part of the Reorganization Transaction, the warrants will be exchanged for shares of our common stock.

(2) Represents HMP's common equity in Huntsman Advanced Materials LLC. The balance of the common equity of Huntsman Advanced Materials LLC is owned by third parties, including affiliates of SISU Capital Limited. In addition, Huntsman Group Inc. holds preferred equity in Huntsman Advanced Materials LLC with a \$513.3 million liquidation preference.

The following chart reflects a summary of our organizational structure immediately after the completion of the Reorganization Transaction and this offering.



(1) Includes the former holders of warrants in HMP.

(2) Based upon an assumed initial public offering price per share of our common stock equal to the midpoint of the range indicated on the cover of this prospectus. See "Our Company—The Reorganization Transaction."

(3) Represents our common equity in Huntsman Advanced Materials LLC. The balance of the common equity is owned by third parties, including affiliates of SISU Capital Limited.

(4) In connection with the Reorganization Transaction and this offering, we intend to reorganize the ownership of certain of our operating subsidiaries. We will continue to own 100% of Huntsman International Holdings LLC, and we expect to hold a majority of the interest directly.

## The Offering

Issuer	Huntsman Corporation
Common stock offered by us	51,136,364 shares
Common stock offered by the selling stockholder	4,545,455 shares
Common stock to be outstanding after this offering and the Reorganization Transaction	215,909,091 shares
Use of Proceeds	<p>We estimate that the net proceeds to us from this offering and the concurrent offering of our mandatory convertible preferred stock will be approximately \$1,300 million. We intend to use all of such proceeds, together with cash on hand, to repay outstanding indebtedness and to purchase approximately \$40 million of U.S. treasury securities that we will pledge as collateral to support our obligation to pay dividends on our mandatory convertible preferred stock. See "Use of Proceeds."</p> <p>We will not receive any of the proceeds from the sale of shares of common stock by the selling stockholder.</p>
Proposed New York Stock Exchange Symbol	HUN
Risk Factors	See "Risk Factors" in this prospectus for a discussion of factors you should consider carefully before deciding to invest in our common stock.

Unless we specifically state otherwise, all information in this prospectus:

- assumes no exercise of the over-allotment options granted to the underwriters of our common stock offering and our mandatory convertible preferred stock offering;
- excludes 2,451,322 shares of common stock issuable upon the exercise of options and 773,923 shares of restricted stock to be issued under the Huntsman Stock Incentive Plan upon completion of this offering (in each case assuming an initial public offering price per share of our common stock equal to the midpoint of the range indicated on the cover of this prospectus). The per share exercise price of these options will equal the initial public offering price per share of common stock sold in this offering; and
- excludes up to 11,363,636 shares of common stock (plus up to an additional 1,704,545 shares of common stock if the underwriters exercise their over-allotment option in full) reserved for issuance upon the conversion of our mandatory convertible preferred stock (in each case assuming an initial public offering price per share of our common stock equal to the midpoint of the range indicated on the cover of this prospectus).

---

Our principal executive offices are located at 500 Huntsman Way, Salt Lake City, Utah 84108, and our telephone number is (801) 584-5700.

### **Concurrent Mandatory Convertible Preferred Stock Offering**

Concurrently with this offering, we are also making a public offering of 5,000,000 shares of our mandatory convertible preferred stock for a public offering price of \$50 per share. Such shares will be convertible into an aggregate of up to 11,363,636 shares of our common stock, assuming an initial public offering price per share of our common stock equal to the midpoint of the range indicated on the cover of this prospectus. We have granted the underwriters of that offering an option to purchase up to 750,000 additional shares of mandatory convertible preferred stock to cover over-allotments, which would be convertible into an aggregate of up to 1,704,545 shares of our common stock, assuming an initial public offering price per share of our common stock equal to the midpoint of the range indicated on the cover of this prospectus. We have applied to have the mandatory convertible preferred stock listed on the New York Stock Exchange under the symbol "HUNPr." For a description of the terms of our mandatory convertible preferred stock, see "Concurrent Offering of Mandatory Convertible Preferred Stock."

### **Recent Developments—Expected Results for the Three Months Ended December 31, 2004**

We are currently in the process of finalizing our consolidated financial results for the three month period ended December 31, 2004, and therefore final results are not yet available. Based on preliminary unaudited financial results for the three month period ended December 31, 2004, we estimate that our revenues for such three month period will be between \$3,000 million and \$3,200 million and operating income will be between \$150 million and \$190 million, including restructuring and plant closing costs of \$90 million to \$100 million. For the same period in 2003, we had revenues of approximately \$2,370 million and operating income of approximately \$85 million, including restructuring and plant closing costs of approximately \$11 million. We estimate that depreciation and amortization expense for the three month period ended December 31, 2004 will be approximately \$127 million as compared to approximately \$123 million in the same period in 2003. Our financial results for the three month period ended December 31, 2004 have not been reviewed or audited by our independent registered public accounting firm. Our independent public accounting firm is in the process of conducting its audit with respect to our 2004 financial statements and such audit could result in changes to our preliminary estimates indicated above. The foregoing estimates constitute forward looking statements and are subject to risks and uncertainties, including those described under "Risk Factors" in this prospectus. We cannot assure you that our final results for the three months ended December 31, 2004 will be consistent with the foregoing estimates.

## SUMMARY HISTORICAL AND PRO FORMA AS ADJUSTED FINANCIAL DATA

The summary historical financial data set forth below presents the historical financial data of our predecessor Huntsman Holdings, LLC. In such financial data, HHH is accounted for using the equity method of accounting through April 30, 2003. Effective May 1, 2003, as a result of the HHH Consolidation Transaction (as defined below), we have consolidated the financial results of HHH. Effective July 1, 2003, as a result of the AdMat Transaction (as defined below), we have consolidated the financial results of Advanced Materials. As a result, the financial information as of and for the year ended December 31, 2003 is not comparable to the prior years' historical financial data presented herein, and the financial information as of and for the nine months ended September 30, 2004 is not comparable to the financial information as of and for the nine months ended September 30, 2003.

In order to present data that is useful for comparative purposes, we have provided pro forma as adjusted statement of operations data for the year ended December 31, 2003 and the nine months ended September 30, 2003 and 2004, which gives pro forma effect to the following transactions as if each transaction had occurred on January 1, 2003:

- our May 2003 acquisition of the HHH equity interests held by third parties (the "HHH Consolidation Transaction");
- our June 2003 acquisition of an 88% equity interest in our Advanced Materials business and related financing transactions (the "AdMat Transaction"); and
- a series of debt refinancing transactions that took place in 2003 and 2004 (the "Refinancing Transactions") and other adjustments to reflect the interest expense related to our indebtedness as of September 30, 2004, as described in "Unaudited Pro Forma Financial Data,"

and which is adjusted to give effect to the following transactions as if each transaction had occurred on January 1, 2003:

- the Reorganization Transaction; and
- this offering and the use of the net proceeds to us as described in "Use of Proceeds."

We have also provided pro forma as adjusted balance sheet data which gives effect to the following transactions as if each transaction had occurred on September 30, 2004:

- the Refinancing Transactions that occurred subsequent to September 30, 2004;
- the Reorganization Transaction; and
- this offering and the use of the net proceeds to us as described in "Use of Proceeds."

In the Reorganization Transaction, the common and preferred interests of Huntsman Holdings, LLC and the warrants to acquire common stock of HMP (the "HMP Warrants") will be exchanged for shares of our common stock. See "Our Company—The Reorganization Transaction."

The unaudited pro forma as adjusted financial data does not purport to be indicative of the combined financial position or results of operations of future periods or indicative of results that would have occurred had the above transactions been completed on the dates indicated.

The summary financial data set forth below should be read in conjunction with the Consolidated Financial Statements, "Management's Discussion and Analysis of Financial Condition and Results of

Operations," "Unaudited Pro Forma Financial Data," and "Selected Historical Financial Data" included elsewhere in this prospectus and, in each case, the notes related thereto.

	Year Ended December 31,				Nine Months Ended September 30,			
	2001	2002	2003	Pro Forma As Adjusted 2003(a)	2003	2004	Pro Forma As Adjusted 2003(a)	2004(a)
(in millions, except per share amounts)								
<b>Statement of Operations Data:</b>								
Revenues	\$ 2,757.4	\$ 2,661.0	\$ 7,080.9	\$ 9,252.4	\$ 4,711.1	\$ 8,357.7	\$ 6,885.2	\$ 8,357.7
Cost of goods sold	2,666.6	2,421.0	6,373.1	8,255.1	4,258.7	7,358.0	6,150.1	7,358.0
Gross profit	90.8	240.0	707.8	997.3	452.4	999.7	735.1	999.7
Operating expenses	211.7	174.7	493.4	732.2	333.3	580.9	567.2	580.9
Restructuring, impairment and plant closing costs (credit)	588.5	(1.0)	37.9	55.0	27.2	202.4	44.3	202.4
Operating (loss) income	(709.4)	66.3	176.5	210.1	91.9	216.4	123.6	216.4
Interest expense—net	(239.3)	(181.9)	(409.1)	(397.5)	(260.7)	(459.5)	(297.7)	(303.9)
Loss on sale of accounts receivable	(5.9)	—	(20.4)	(32.4)	(11.9)	(10.2)	(24.0)	(10.2)
Other income (expense)	0.6	(7.6)	—	(2.2)	0.4	(0.8)	(1.8)	(0.8)
Equity in (loss) income of unconsolidated affiliates	(86.8)	(31.4)	(37.5)	1.5	(38.2)	3.0	0.8	3.0
Income tax benefit (expense)	184.9	(8.5)	(30.8)	(32.1)	3.8	25.7	2.4	25.7
Minority interest in subsidiaries' loss (income)	13.1	(28.8)	1.5	6.8	0.5	(1.1)	5.8	(1.1)
Loss from continuing operations	(842.8)	(191.9)	(319.8)	(245.8)	(214.2)	(226.5)	(190.9)	(70.9)
Cumulative effect of accounting changes(b)	0.1	169.7	—	—	—	—	—	—
Net loss	\$ (842.7)	\$ (22.2)	\$ (319.8)	\$ (245.8)	\$ (214.2)	\$ (226.5)	\$ (190.9)	\$ (70.9)
<b>Basic and diluted per common share(c):</b>								
Loss from continuing operations	\$ (5.69)	\$ (1.42)	\$ (2.66)	\$ (1.14)	\$ (1.82)	\$ (1.97)	\$ (0.88)	\$ (0.33)
Cumulative effect of accounting changes	—	1.15	—	—	—	—	—	—
Net loss	\$ (5.69)	\$ (0.27)	\$ (2.66)	\$ (1.14)	\$ (1.82)	\$ (1.97)	\$ (0.88)	\$ (0.33)
<b>Other Data:</b>								
Net cash provided by (used in) operating activities	\$ (287.0)	\$ 88.7	\$ 225.4		\$ (36.8)	\$ 55.9		
Net cash (used in) provided by investing activities	86.2	(24.5)	(908.5)		(842.1)	(160.7)		
Net cash provided by (used in) financing activities	182.2	(93.0)	786.7		947.7	128.2		
EBITDA(d)	(590.8)	320.9	473.5	\$ 663.5	273.2	617.6	\$ 463.3	\$ 617.6
Total unusual items of (expense) income included in EBITDA(e)	(602.0)	145.4	(63.3)	(126.2)	(42.1)	(220.6)	(107.1)	(220.6)
Depreciation and amortization	197.5	152.7	353.4	479.7	230.5	410.3	358.9	410.3
Capital expenditures	76.4	70.2	191.0	228.9	129.9	145.0	167.8	145.0
Ratio of earnings to fixed charges and preferred dividends	(f)	(f)	(f)		(f)	(f)		(f)
<b>Balance Sheet Data (at period end):</b>								
Total assets					\$ 8,993.8		\$ 8,982.9	
Total debt					6,200.7		5,134.8	
Total liabilities					8,724.4		7,689.4	
Stockholders' (deficit) equity					(441.4)		1,264.3	

(a) For a description of the pro forma adjustments, see "Unaudited Pro Forma Financial Data."

(b) In 2002, we adopted SFAS No. 141, "Business Combinations," resulting in an increase of \$169.7 million in the carrying value of our investment in HIH to reflect the proportionate share of the underlying net assets. In 2001, we adopted SFAS No. 133, "Accounting for Derivative Instruments and Hedging Activities," resulting in a cumulative decrease in net loss of \$0.1 million. See Note 2 to the Consolidated Financial Statements of Huntsman Holdings, LLC included elsewhere in this prospectus.

- (c) All shares and per share information have been restated to give effect to the shares of common stock to be issued in respect of the outstanding membership interests in Huntsman Holdings, LLC in connection with the Reorganization Transaction. Pro forma per share information also gives effect to the shares of common stock to be issued in connection with this offering.
- (d) EBITDA is defined as net income (loss) before interest, income taxes, depreciation and amortization. We believe that EBITDA enhances an investor's understanding of our financial performance and our ability to satisfy principal and interest obligations with respect to our indebtedness. However, EBITDA should not be considered in isolation or viewed as a substitute for net income, cash flow from operations or other measures of performance as defined by generally accepted accounting principles in the U.S. ("GAAP"). Moreover, EBITDA as used herein is not necessarily comparable to other similarly titled measures of other companies due to potential inconsistencies in the method of calculation. Our management uses EBITDA to assess financial performance and debt service capabilities. In assessing financial performance, our management reviews EBITDA as a general indicator of economic performance compared to prior periods. Because EBITDA excludes interest, income taxes, depreciation and amortization, EBITDA provides an indicator of general economic performance that is not affected by debt restructurings, fluctuations in interest rates or effective tax rates, or levels of depreciation and amortization. Accordingly, our management believes this type of measurement is useful for comparing general operating performance from period to period and making certain related management decisions. EBITDA is also used by securities analysts, lenders and others in their evaluation of different companies because it excludes certain items that can vary widely across different industries or among companies within the same industry. For example, interest expense can be highly dependent on a company's capital structure, debt levels and credit ratings. Therefore, the impact of interest expense on earnings can vary significantly among companies. In addition, the tax positions of companies can vary because of their differing abilities to take advantage of tax benefits and because of the tax policies of the various jurisdictions in which they operate. As a result, effective tax rates and tax expense can vary considerably among companies. Finally, companies employ productive assets of different ages and utilize different methods of acquiring and depreciating such assets. This can result in considerable variability in the relative costs of productive assets and the depreciation and amortization expense among companies. Our management also believes that our investors use EBITDA as a measure of our ability to service indebtedness as well as to fund capital expenditures and working capital requirements. Nevertheless, our management recognizes that there are material limitations associated with the use of EBITDA in the evaluation of our company as compared to net income, which reflects overall financial performance, including the effects of interest, income taxes, depreciation and amortization. EBITDA excludes interest expense. Because we have borrowed money in order to finance our operations, interest expense is a necessary element of our costs and ability to generate revenue. Therefore, any measure that excludes interest expense has material limitations. EBITDA also excludes taxes. Because the payment of taxes is a necessary element of our operations, any measure that excludes tax expense has material limitations. Finally, EBITDA excludes depreciation and amortization expense. Because we use capital assets, depreciation and amortization expense is a necessary element of our costs and ability to generate revenue. Therefore, any measure that excludes depreciation and amortization expense has material limitations. Our management compensates for the limitations of EBITDA by using it to supplement GAAP results to provide a more complete understanding of the factors and trends affecting the business than GAAP results alone. Our management also uses other metrics to evaluate capital structure, tax planning and capital investment decisions. For example, our management uses credit ratings and net debt ratios to evaluate capital structure, effective tax rate by jurisdiction to evaluate tax planning, and payback period and internal rate of return to evaluate capital investments. Our management also uses trade working capital to evaluate its investment in receivables and inventory, net of payables.

We believe that net income (loss) is the performance measure calculated and presented in accordance with GAAP that is most directly comparable to EBITDA and that cash provided by (used in) operating activities is the liquidity measure calculated and presented in accordance with GAAP that is most directly comparable to EBITDA. The following table reconciles EBITDA to our net loss and to our cash provided by (used in) operations:

	Year Ended December 31,				Nine Months Ended September 30,			
				Pro Forma As Adjusted			Pro Forma As Adjusted	
	2001	2002	2003	2003	2003	2004	2003	2004
	(in millions)							
EBITDA	\$ (590.8)	\$ 320.9	\$ 473.5	\$ 663.5	\$ 273.2	\$ 617.6	\$ 463.3	\$ 617.6
Depreciation and amortization expense	(197.5)	(152.7)	(353.4)	(479.7)	(230.5)	(410.3)	(358.9)	(410.3)
Interest expense, net	(239.3)	(181.9)	(409.1)	(397.5)	(260.7)	(459.5)	(297.7)	(303.9)
Income tax benefit (expense)	184.9	(8.5)	(30.8)	(32.1)	3.8	25.7	2.4	25.7
Net loss	(842.7)	(22.2)	(319.8)	(245.8)	(214.2)	(226.5)	(190.9)	(70.9)
Cumulative effect of accounting changes	(0.1)	(169.7)	—	—	—	—	—	—
Equity in losses (income) of investment in unconsolidated affiliates	86.8	31.4	37.5	—	38.2	(3.0)	—	—
Depreciation and amortization expense	197.5	152.7	353.4	—	230.5	410.3	—	—
Non-cash restructuring, plant closing and asset impairment charges (credits)	528.2	(5.3)	9.7	—	12.3	109.0	—	—
Non-cash interest	10.4	(5.5)	90.7	—	44.5	118.0	—	—
Deferred income taxes	(184.5)	—	(3.6)	—	(27.8)	(55.8)	—	—
Unrealized gains on foreign currency transactions	—	—	(58.3)	—	(17.4)	(26.1)	—	—
Other, net	(4.3)	34.2	12.2	—	6.3	6.4	—	—
Changes in operating assets and liabilities	(78.3)	73.1	103.6	—	(109.2)	(276.4)	—	—
Net cash (used in) provided by operating activities	\$ (287.0)	\$ 88.7	\$ 225.4	—	\$ (36.8)	\$ 55.9	—	—

(e) Included in EBITDA are the following unusual items of (expense) income:

	Year Ended December 31,				Nine Months Ended September 30,			
				Pro Forma As Adjusted			Pro Forma As Adjusted	
	2001	2002	2003	2003	2003	2004	2003	2004
	(in millions)							
Early extinguishment of debt(1)	\$ (1.1)	\$ (6.7)	\$ —	\$ —	\$ —	\$ (1.9)	\$ —	\$ (1.9)
Legal and contract settlement expense, net(2)	—	—	(2.0)	(5.5)	—	(6.1)	(5.5)	(6.1)
Loss on sale of accounts receivable(3)	(5.9)	—	(20.4)	(32.4)	(11.9)	(10.2)	(24.0)	(10.2)
Asset write down(4)	—	—	(3.0)	(5.8)	(3.0)	—	(5.8)	—
Restructuring, impairment and plant closing costs(5)	(588.5)	1.0	(37.9)	(55.0)	(27.2)	(202.4)	(44.3)	(202.4)
Reorganization costs(6)	(6.6)	(18.6)	—	(27.5)	—	—	(27.5)	—
Cumulative effect of accounting changes	0.1	169.7	—	—	—	—	—	—
Total unusual items of (expense) income included in EBITDA	\$ (602.0)	\$ 145.4	\$ (63.3)	\$ (126.2)	\$ (42.1)	\$ (220.6)	\$ (107.1)	\$ (220.6)

(1) Represents charges, primarily the non-cash write-off of deferred debt issuance costs related to early retirement of debt.

(2) Represents expense recognized in connection with legal settlements and contract terminations. See "Business—Legal Proceedings."

(3) We maintain an accounts receivable securitization program under which we grant an undivided interest in certain of our trade accounts receivable to a qualified off-balance sheet entity. We incur losses on the accounts receivable program for the discount on receivables sold into the program and fees and expenses associated with the program. In addition, we retain responsibility for the economic gains and losses on forward contracts mandated by the terms of the program to hedge the currency exposure on the collateral supporting the off-balance sheet debt issued.

(4) Represents non-cash charges for asset impairments not associated with a restructuring program.

(5) Represents cash and non-cash charges for business exit costs, employee termination costs and asset impairments related to various restructuring plans. See "Management's Discussion and Analysis of Financial Condition and Results of Operations—Liquidity and Capital Resources—Restructuring and Plant Closing Costs" and Note 10 to the Consolidated Financial Statements of Huntsman Holdings, LLC included elsewhere in this prospectus.

(6) Represents costs incurred in connection with debt for equity exchanges and debt and equity restructuring activities.

(f) For the years ended December 31, 2001, 2002 and 2003, earnings were insufficient to cover fixed charges and preferred dividends by \$974.8 million, \$149.5 million and \$339.9 million, respectively. For the nine months ended September 30, 2003 and 2004, earnings were insufficient to cover fixed charges and preferred dividends by \$244.0 million and \$312.1 million, respectively. For the nine months ended September 30, 2004 on a pro forma as adjusted basis, earnings were insufficient to cover fixed charges and preferred dividends by \$125.6 million.

## RISK FACTORS

*You should carefully consider the risks described below in addition to all other information provided to you in this prospectus before making an investment decision. Any of the following risks could materially and adversely affect our business, results of operations and financial condition.*

### Risks Related to Our Business

***We have a history of losses and may incur losses in the future, which could materially reduce the market price of our stock.***

We have incurred net losses in each of the last five fiscal years and in the nine months ended September 30, 2004, and we had an accumulated deficit of \$1,470 million as of September 30, 2004. We will need to generate additional revenues and/or significantly reduce costs, including interest expense, in order to avoid additional net losses in future periods. If we do achieve profitability, we may not sustain or increase profitability on a quarterly or annual basis. Failure to achieve or maintain profitability may materially reduce the market price of our stock.

***Our available cash and access to additional capital may be limited by our substantial leverage, which could restrict our ability to grow our businesses.***

Following this offering, we will have a substantial amount of indebtedness outstanding at our subsidiaries. As of September 30, 2004, on a pro forma as adjusted basis, we had total consolidated outstanding indebtedness of approximately \$5,134.8 million (including the current portion of long-term debt). We may incur substantial additional debt from time to time for a variety of purposes. Our outstanding debt could have important consequences for our businesses, including:

- a high degree of debt will make us more vulnerable to a downturn in our businesses, our industry or the economy in general as a significant percentage of our cash flow from operations will be required to make payments on our indebtedness, making it more difficult to react to changes in our business and in market or industry conditions;
- a substantial portion of our future cash flow from operations may be required to be dedicated to the payment of principal and interest on indebtedness, thereby reducing the funds available for other purposes, including the growth of our businesses and the payment of dividends;
- our ability to obtain additional financing may be constrained due to our existing level of debt; and
- part of our indebtedness is, and any future debt may be, subject to variable interest rates, which makes us vulnerable to increases in interest rates.

The existing debt instruments of our subsidiaries contain restrictive covenants that may limit our ability to utilize our cash flow to operate our businesses by restricting our subsidiaries' ability to, among other things, make prepayments of certain debt, pay dividends to us, make investments and merge or consolidate and transfer or sell assets.

As of September 30, 2004, the current portion of our long term debt totaled \$54.8 million. We estimate that, on a pro forma as adjusted basis, our annual interest expense for 2004 will be approximately \$400 million. As of September 30, 2004, we had combined outstanding variable rate borrowings of approximately \$2,500 million. Assuming a 1% increase in interest rates, without giving effect to interest rate hedges, our annual interest rate expense would increase by approximately \$25 million. If we are unable to generate sufficient cash flow or are otherwise unable to obtain the funds required to meet payments of principal and interest on our indebtedness, or if we otherwise fail to comply with the various covenants in the instruments governing our indebtedness, we could be in default under the terms of those instruments. In the event of a default, a holder of the indebtedness could elect to declare all the funds borrowed under those instruments to be due and payable together with accrued and unpaid interest, the lenders under our credit facilities could elect to terminate their

commitments thereunder and we or one or more of our subsidiaries could be forced into bankruptcy or liquidation. Any of the foregoing consequences could restrict our ability to grow our business and cause the value of our common stock to decline.

***A downgrade in the ratings of the debt securities of our subsidiaries could result in increased interest and other financial expenses related to the borrowings of our subsidiaries and could restrict our access to additional capital or trade credit.***

Standard and Poor's Ratings Services and Moody's Investors Service maintain credit ratings for our primary subsidiaries. Each of these ratings is currently below investment grade. Any decision by these or other ratings agencies to downgrade such ratings in the future could result in increased interest and other financial expenses relating to the future borrowings of our subsidiaries and could restrict our ability and the ability of our subsidiaries to obtain additional financing on satisfactory terms. In addition, any downgrade could restrict our access to, and negatively impact the terms of, trade credit extended by our suppliers of raw materials.

***We are a holding company, with no revenue generating operations of our own. We depend on the performance of our subsidiaries and their ability to make distributions to us.***

We are a holding company with no business operations, sources of income, indebtedness or assets of our own other than our ownership interests in our subsidiaries. Because all our operations are conducted by our subsidiaries, our cash flow and our ability to repay debt that we may incur after this offering and our ability to pay dividends to our stockholders, including the dividends on the mandatory convertible preferred stock that we are offering concurrently with our common stock offering, are dependent upon cash dividends and distributions or other transfers from our subsidiaries. Payment of dividends, distributions, loans or advances by our subsidiaries to us are subject to restrictions imposed by the current and future debt instruments of our subsidiaries. Moreover, our principal operating subsidiaries, HIH, HLLC and Advanced Materials, are financed separately from each other, and the debt instruments of each such subsidiary limit our ability to allocate cash flow or resources from one subsidiary, and its related group of subsidiaries, to another subsidiary group. Further, payments of dividends and other distributions by Advanced Materials are currently subject to the consent of the holders of minority interests in Advanced Materials. In addition, payments or distributions from our subsidiaries could be subject to restrictions on dividends or repatriation of earnings under applicable local law, monetary transfer restrictions and foreign currency exchange regulations in the jurisdictions in which our subsidiaries operate. As of September 30, 2004, on a pro forma as adjusted basis, our subsidiaries had total outstanding indebtedness of approximately \$5,134.8 million (including the current portion of long-term debt).

Our subsidiaries are separate and distinct legal entities. Any right that we have to receive any assets of or distributions from any of our subsidiaries upon the bankruptcy, dissolution, liquidation or reorganization of any such subsidiary, or to realize proceeds from the sale of their assets, will be junior to the claims of that subsidiary's creditors, including trade creditors and holders of debt or preferred stock issued by that subsidiary.

***Demand for many of our products is cyclical, and we may experience prolonged depressed market conditions for such products.***

Historically, the markets for many of our products, particularly our commodity products, have experienced alternating periods of tight supply, causing prices and profit margins to increase, followed by periods of capacity additions, resulting in oversupply and declining prices and profit margins. Currently, several of our markets continue to experience conditions of oversupply, and the pricing of our products in these markets is depressed. Future growth in demand for these products may not be sufficient to alleviate any existing or future conditions of excess industry capacity, and such conditions

may be sustained or further aggravated by anticipated or unanticipated capacity additions or other events.

We derive a substantial portion of our revenue from sales of commodity products. Due to the commodity nature of these products, competition in these markets is based primarily on price and to a lesser extent on performance, product quality, product deliverability and customer service. As a result, we may not be able to protect our market position for these products by product differentiation and may not be able to pass on cost increases to our customers. Historically, the prices for our commodity products have been cyclical and sensitive to relative changes in supply and demand, the availability and price of feedstocks and general economic conditions. Our other products may be subject to these same factors, but, typically, the impact of these factors is greatest on our commodity products.

***Significant price volatility or interruptions in supply of our raw materials may result in increased costs that we may be unable to pass on to our customers, which could reduce our profitability.***

The prices of the raw materials that we purchase from third parties are cyclical and volatile. We purchase a substantial portion of these raw materials from third party suppliers, and the cost of these raw materials represents a substantial portion of our operating expenses. The prices for a number of these raw materials generally follow price trends of, and vary with market conditions for, crude oil and natural gas feedstocks, which are highly volatile and cyclical. In recent periods, we have experienced significantly higher crude oil prices, which have resulted in increased raw material prices. According to CMAI, the average price of WTI crude oil in the U.S. was \$26.09 per barrel in 2002, \$31.11 per barrel in 2003 and \$39.13 per barrel for the nine months ended September 30, 2004. Similarly, according to CMAI, the average price of natural gas in the U.S. was \$3.32 per MMBtu in 2002, \$5.45 per MMBtu in 2003 and \$5.85 per MMBtu for the nine months ended September 30, 2004.

Although we frequently enter into supply agreements to acquire these raw materials, these agreements typically provide for market based pricing and provide us only limited protection against price volatility. While we attempt to match cost increases with corresponding product price increases, we are not always able to raise product prices immediately or at all. Timing differences between raw material prices, which may change daily, and contract product prices, which in many cases are negotiated only monthly or less often, have had and may continue to have a negative effect on profitability. If any of our suppliers is unable to meet its obligations under present supply agreements, we may be forced to pay higher prices to obtain the necessary raw materials from other sources and we may not be able to increase prices for our finished products to recoup the higher raw materials cost. In addition, if any of the raw materials that we use become unavailable within the geographic area from which they are now sourced, then we may not be able to obtain suitable and cost effective substitutes. Any underlying cost increase that we are not able to pass on to our customers or any interruption in supply of raw materials could increase our costs or decrease our revenues, which could reduce our profitability.

***The industries in which we compete are highly competitive, and we may not be able to compete effectively with our competitors that have greater financial resources, which could reduce the trading price of our stock.***

The industries in which we operate are highly competitive. Among our competitors are some of the world's largest chemical companies and major integrated petroleum companies that have their own raw material resources. Some of these companies may be able to produce products more economically than we can. In addition, some of our competitors have greater financial resources, which may enable them to invest significant capital into their businesses, including expenditures for research and development. If any of our current or future competitors develops proprietary technology that enables them to produce products at a significantly lower cost, our technology could be rendered uneconomical or obsolete. Moreover, certain of our businesses use technology that is widely available. Accordingly, barriers to entry, apart from capital availability, are low in certain commodity product segments of our

business, and the entrance of new competitors into the industry may reduce our ability to capture improving profit margins in circumstances where capacity utilization in the industry is increasing. Further, petroleum-rich countries have become more significant participants in the petrochemical industry and may expand this role significantly in the future. Increased competition in any of our businesses could compel us to reduce the prices of our products, which could result in reduced profit margins and/or loss of market share and reduce the trading price of our stock.

***Our operations involve risks that may increase our operating costs, which could reduce our profitability.***

Although we take precautions to enhance the safety of our operations and minimize the risk of disruptions, our operations are subject to hazards inherent in the manufacturing and marketing of differentiated and commodity chemical products. These hazards include: pipeline leaks and ruptures; explosions; fires; severe weather and natural disasters; mechanical failures; unscheduled downtimes; labor difficulties; transportation interruptions; remediation complications; chemical spills; discharges or releases of toxic or hazardous substances or gases; storage tank leaks; and other risks. Some of these hazards can cause bodily injury and loss of life, severe damage to or destruction of property and equipment and environmental damage, and may result in suspension of operations and the imposition of civil or criminal penalties and liabilities. Furthermore, we are subject to present and future claims with respect to workplace exposure, exposure of contractors on our premises as well as other persons located nearby, workers' compensation and other matters.

We maintain property, business interruption and casualty insurance policies which we believe are in accordance with customary industry practices, but we are not fully insured against all potential hazards and risks incident to our business. We maintain property damage and business interruption insurance policies with aggregate limits of \$1 billion per occurrence and products liability and sudden and accidental insurance policies with aggregate per occurrence and annual limits of \$600 million. We also maintain insurance policies covering other types of risks, including pollution legal liability insurance. Each of these insurance policies is subject to customary exclusions, deductibles and coverage limits. As a result of market conditions, premiums and deductibles for certain insurance policies can increase substantially and, in some instances, certain insurance may become unavailable or available only for reduced amounts of coverage. If we were to incur a significant liability for which we were not fully insured, it could materially increase our operating costs and therefore reduce our profitability.

In addition, we are subject to various claims and litigation in the ordinary course of business. In conjunction with many of our past acquisitions, we have obtained indemnity agreements from the prior owners addressing liabilities that may arise from operations and events prior to our ownership. We are a party to several pending lawsuits and proceedings. It is possible that a judgment could be rendered against us in these cases or others in which we could be uninsured or not covered by indemnity and beyond the amounts that we currently have reserved or anticipate incurring for such matters. See "Business—Legal Proceedings" and "Business—Environmental, Health and Safety Matters."

***Our independent auditors have reported several material weaknesses in our internal controls that, if not remedied, could result in material misstatements in our financial statements, cause investors to lose confidence in our reported financial information and result in a lower trading price of our stock.***

In connection with the audit of our financial statements for the year ended December 31, 2003, our independent registered public accounting firm, or auditors, identified several matters that they deemed to be "material weaknesses" in our internal controls as defined in standards established by the American Institute of Certified Public Accountants. The auditors noted that these material weaknesses had led to restatements of the financial statements of certain of our subsidiaries in recent periods.

The principal material weakness identified by our auditors was that our controllership function did not have an adequate formal process in place to gather the data required to prepare the financial statements and disclosures required for the numerous financial reporting requirements of our subsidiaries. Specifically, the auditors noted that there was not a detailed review of the data supporting

the disclosures in our financial statements by a senior member of our controllership function, that supporting documentation for certain disclosures was very limited, that the processes used to aggregate the information varied by subsidiary, without a standard, comprehensive package of supporting disclosure, and that information delivered to senior management and our audit committee was not timely and was often incomplete.

In addition, the auditors noted that we had made a data entry error during the transition of our PO business to the SAP enterprise resource planning system in April 2003. This error, which was not detected until February 2004, led to the restatement of the third quarter 2003 financial statements of certain of our subsidiaries, resulting in a \$12.3 million increase in our net loss for the three months ended September 30, 2003. The auditors also noted that during 2003, loss on sale of accounts receivable related to our receivables securitization program was reported incorrectly due to a failure to properly understand certain aspects of the securitization program and a lack of oversight in the accounting for the program. This error led to the restatement of the financial statements of certain of our subsidiaries for the first three quarters of 2003, resulting in a \$17.9 million decrease in our net loss for the three months ended March 31, 2003, a \$12.3 million decrease in our net loss for the three months ended June 30, 2003 and a \$6.4 million decrease in our net loss for the three months ended September 30, 2003.

On October 12, 2004, we announced that we had determined to reclassify certain amounts in our consolidated statements of cash flows caused by errors in the automated process by which we determined the effect and classification of foreign exchange rates, the classification of repayment of debt by a subsidiary and the classification of certain fees paid in connection with the AdMat Transaction on our statements of cash flows. These errors led to a restatement of the financial statements of certain of our subsidiaries for the six months ended June 30, 2004 and the years ended December 31, 2003, 2002 and 2001. These reclassifications had no impact on our consolidated statements of operations or balance sheets.

In connection with the audit of our financial statements for the nine months ended September 30, 2004, our auditors advised us of various matters involving our internal controls, relating to the closing of our books and records, that they considered to be a "reportable condition." Our auditors advised us that they believe this condition contributed to a number of misstatements in our financial statements that individually and in the aggregate were not material. Although our auditors advised us of this reportable condition, they did not judge it to be a material weakness in connection with the audit of our financial statements for the nine months ended September 30, 2004. In conducting such audit our auditors did not undertake to audit our internal controls, and thus we cannot give any assurance that they would not note additional material weaknesses or reiterate the material weaknesses described above had they done so.

We entered into a number of significant transactions in 2003, including the acquisition of the HIIH minority interests and the AdMat Transaction, which significantly increased our financial reporting obligations. To improve our financial accounting organization and processes, we appointed a new independent director as the chairman of the audit committee of each of our principal subsidiaries in December 2003. In addition, since the beginning of 2004, we have replaced our Controller and have added 13 new positions in the areas of finance, treasury, internal controls and internal audit, including a Director of Financial Reporting and a Director of Internal Controls. We intend to add two more positions in internal audit before the end of the first quarter of 2005. We have also adopted and implemented additional policies and procedures to strengthen our financial reporting system. However, the process of designing and implementing an effective financial reporting system is a continuous effort that requires us to anticipate and react to changes in our business and the economic and regulatory environments and to expend significant resources to maintain a financial reporting system that is adequate to satisfy our reporting obligations. Upon completion of this offering, we will have had only limited operating experience with the improvements we have made to date. The effectiveness of the measures we have taken to address the material weaknesses described above have not been

independently audited or evaluated. The measures we have taken to date or any measures we take in the future may not be sufficient to remediate the material weaknesses reported by our independent auditors. We may not be able to implement and maintain adequate controls over our financial processes and reporting in the future, which may require us to restate our financial statements in the future. In addition, we may discover additional past, ongoing or future weaknesses or significant deficiencies in our financial reporting system in the future.

Any failure to remediate the material weaknesses or reportable conditions noted by our independent auditors in connection with our audits or to implement required new or improved controls, or difficulties encountered in their implementation, could cause us to fail to meet our reporting obligations or result in material misstatements in our financial statements. Any such failure also could adversely affect the results of the periodic management evaluations and annual auditor attestation reports regarding the effectiveness of our "internal control over financial reporting" that will be required when the SEC's rules under Section 404 of the Sarbanes-Oxley Act of 2002 become applicable to us beginning with our Annual Report on Form 10-K for the year ending December 31, 2005 to be filed in the first quarter of 2006. Inferior internal controls could also cause investors to lose confidence in our reported financial information, which could result in a lower trading price of our stock.

***We are subject to many environmental and safety regulations that may result in unanticipated costs or liabilities, which could reduce our profitability.***

We are subject to extensive federal, state, local and foreign laws, regulations, rules and ordinances relating to pollution, protection of the environment and the generation, storage, handling, transportation, treatment, disposal and remediation of hazardous substances and waste materials. Actual or alleged violations of environmental laws or permit requirements could result in restrictions or prohibitions on plant operations, substantial civil or criminal sanctions, as well as, under some environmental laws, the assessment of strict liability and/or joint and several liability. Moreover, changes in environmental regulations could inhibit or interrupt our operations, or require us to modify our facilities or operations. Accordingly, environmental or regulatory matters may cause us to incur significant unanticipated losses, costs or liabilities, which could reduce our profitability. See "Business—Environmental, Health and Safety Matters."

In addition, we could incur significant expenditures in order to comply with existing or future environmental or safety laws. Capital expenditures and costs relating to environmental or safety matters will be subject to evolving regulatory requirements and will depend on the timing of the promulgation and enforcement of specific standards which impose requirements on our operations. Capital expenditures and costs beyond those currently anticipated may therefore be required under existing or future environmental or safety laws.

Furthermore, we may be liable for the costs of investigating and cleaning up environmental contamination on or from our properties or at off-site locations where we disposed of or arranged for the disposal or treatment of hazardous materials or from disposal activities that pre-dated our purchase of our businesses. We may therefore incur additional costs and expenditures beyond those currently anticipated to address all such known and unknown situations under existing and future environmental laws. See "Business—Environmental, Health and Safety Matters."

***Existing or future litigation or legislative initiatives restricting the use of MTBE in gasoline may subject us or our products to environmental liability or materially reduce our sales and/or materially increase our costs.***

We produce MTBE, an oxygenate that is blended with gasoline to reduce vehicle air emissions and to enhance the octane rating of gasoline. The use of MTBE is controversial in the U.S. and elsewhere and may be substantially curtailed or eliminated in the future by legislation or regulatory action. For example, California, New York and Connecticut have adopted rules that prohibit the use of MTBE in

gasoline sold in those states as of January 1, 2004. Overall, states that have taken some action to prohibit or restrict the use of MTBE in gasoline account for a substantial portion of the "pre-ban" U.S. MTBE market. Additional phase-outs or other future regulation of MTBE may result in a significant reduction in demand for our MTBE, a material loss in revenues or material increase in compliance costs or expenditures. In addition, a number of lawsuits have been filed, primarily against gasoline manufacturers, marketers and distributors, by persons seeking to recover damages allegedly arising from the presence of MTBE in groundwater. While we have not been named as a defendant in any litigation concerning the environmental effects of MTBE, we may in the future become involved in such litigation, which could cause us to incur significant unanticipated losses, costs or liabilities and therefore reduce our profitability. See "Business—Environmental, Health and Safety Matters."

***Our results of operations may be adversely affected by fluctuations in currency exchange rates and international business risks.***

Some of our subsidiaries conduct a significant portion of their business outside the U.S. These operations outside the U.S. are subject to risks normally associated with international operations. These risks include the need to convert currencies which may be received for our products into currencies in which our subsidiaries purchase raw materials or pay for services, which could result in a gain or loss depending on fluctuations in exchange rates. In addition, we translate our local currency financial results into U.S. dollars based on average exchange rates prevailing during the reporting period or the exchange rate at the end of that period. During times of a strengthening U.S. dollar, our reported international sales and earnings may be reduced because the local currency may translate into fewer U.S. dollars. Because we currently have significant operations located in the United Kingdom and continental Europe, we are primarily exposed to fluctuations in the pound sterling, the euro and the Swiss franc. Furthermore, we anticipate increased exposure to the Chinese renminbi following completion of the construction of our MDI production facilities in China through our Chinese joint ventures, currently expected in 2006.

Other risks of international operations include trade barriers, tariffs, exchange controls, national and regional labor strikes, social and political risks, general economic risks and required compliance with a variety of foreign laws, including tax laws. Furthermore, in foreign jurisdictions where process of law may vary from country to country, we may experience difficulty in enforcing agreements. In jurisdictions where bankruptcy laws and practices may vary, we may experience difficulty collecting foreign receivables through foreign legal systems. The occurrence of these risks could disrupt the businesses of our international subsidiaries, which could significantly affect their ability to make distributions to us.

***Our business is dependent on our intellectual property. If our patents are declared invalid or our trade secrets become known to our competitors, our ability to compete may be impaired.***

Proprietary protection of our processes, apparatuses and other technology is important to our business. Consequently, we may have to rely on judicial enforcement of our patents and other proprietary rights. While a presumption of validity exists with respect to patents issued to us in the U.S., there can be no assurance that any of our patents will not be challenged, invalidated, circumvented or rendered unenforceable. Furthermore, if any pending patent application filed by us does not result in an issued patent, or if patents are issued to us, but such patents do not provide meaningful protection of our intellectual property, then our ability to compete may be adversely affected. Additionally, our competitors or other third parties may obtain patents that restrict or preclude our ability to lawfully produce or sell our products in a competitive manner, which could result in significantly lower revenues, reduced profit margins and/or loss of market share.

We also rely upon unpatented proprietary know-how and continuing technological innovation and other trade secrets to develop and maintain our competitive position. While it is our policy to enter into confidentiality agreements with our employees and third parties to protect our intellectual

property, these confidentiality agreements may be breached, may not provide meaningful protection for our trade secrets or proprietary know-how, or adequate remedies may not be available in the event of an unauthorized use or disclosure of our trade secrets and know-how. In addition, others could obtain knowledge of our trade secrets through independent development or other access by legal means. The failure of our patents or confidentiality agreements to protect our processes, apparatuses, technology, trade secrets or proprietary know-how could result in significantly lower revenues, reduced profit margins and/or loss of market share.

***Loss of key members of our management could disrupt our business.***

We depend on the continued employment and performance of our senior executives and other key members of management. If any of these individuals resigns or becomes unable to continue in his present role and is not adequately replaced, our business operations and our ability to implement our growth strategies could be materially disrupted. We generally do not have employment agreements with, and we do not maintain any "key man" life insurance for, any of our executive officers. See "Management."

***Terrorist attacks, such as the attacks that occurred on September 11, 2001, the continuing military action in Iraq, general instability in various OPEC member nations, the threat of other attacks or acts of war in the U.S. and abroad and increased security regulations related to our industry could adversely affect our business.***

The attacks of September 11, 2001, and subsequent events, including the continuing military action in Iraq, have caused instability in the U.S. and other financial markets and have led, and may continue to lead, to further armed hostilities, prolonged military action in Iraq, or further acts of terrorism in the U.S. or abroad, which could cause further instability in financial markets. Current regional tensions and conflicts in various OPEC member nations, including the continuing military action in Iraq, have caused, and may cause further, increases in raw material costs, particularly natural gas and crude oil based feedstocks, which are used in our operations. The uncertainty surrounding the continuing military action in Iraq and the threat of further armed hostilities or acts of terrorism may impact any or all of our physical facilities and operations, which are located in North America, Europe, Australia, Asia, Africa, South America and the Middle East, or those of our customers. Furthermore, terrorist attacks, subsequent events and future developments in any of these areas may result in reduced demand from our customers for our products. In addition, local, state and federal governments have begun a regulatory process that could lead to new regulations impacting the security of chemical plant locations and the transportation of hazardous chemicals, which could result in higher operating costs. These developments will subject our worldwide operations to increased risks and, depending on their magnitude, could result in significant unanticipated costs, lower revenues and/or reduced profit margins.

***Future acquisitions, partnerships and joint ventures may require significant resources and/or result in significant unanticipated losses, costs or liabilities.***

In the future we may seek to grow our company and businesses by making acquisitions or entering into partnerships and joint ventures. Any future acquisition, partnership or joint venture may require that we make a significant cash investment, issue stock or incur substantial debt. In addition, acquisitions, partnerships or investments may require significant managerial attention, which may be diverted from our other operations. These capital, equity and managerial commitments may impair the operation of our businesses. Furthermore, any future acquisitions of businesses or facilities could entail a number of additional risks, including:

- problems with effective integration of operations;
- the inability to maintain key pre-acquisition business relationships;
- increased operating costs;

- exposure to unanticipated liabilities; and
- difficulties in realizing projected efficiencies, synergies and cost savings.

We have incurred indebtedness to finance past acquisitions. We may finance future acquisitions with additional indebtedness and/or by issuing additional equity securities. As a result, we could face the financial risks associated with incurring additional indebtedness such as reducing our liquidity and access to financing markets and increasing the amount of cash flow required to service such indebtedness.

## **Risks Related to the Ownership of Our Common Stock**

### ***Our common stock has no prior market, and our stock price may decline or fluctuate substantially after the offering.***

Before this offering, there has not been a public market for our common stock. Although we have applied for listing of our common stock on the New York Stock Exchange, an active trading market for our shares may not develop or be sustained after this offering. An illiquid market for our common stock may result in volatility and poor execution of buy and sell orders for investors. The initial public offering price for our shares has been determined by negotiations among the underwriters and us. The initial public offering price may not correspond to the price at which our shares will trade in the public market subsequent to this offering. In addition, the price of our shares available in the public market may not reflect our actual financial performance. As a result, you may not be able to resell your shares at or above the initial public offering price. Among the factors that could affect our stock price are:

- our operating and financial performance and prospects;
- quarterly variations in the rate of growth of our financial indicators, such as earnings per share, net income, EBITDA and revenues;
- the amount and timing of operating costs and capital expenditures relating to the maintenance and expansion of our business, operations and infrastructure;
- strategic actions by us or our competitors, such as acquisitions or restructurings;
- sales of our common stock by stockholders;
- actions by institutional investors or by our principal stockholders;
- fluctuations in oil and natural gas prices;
- changes in the availability or prices of raw materials;
- general market conditions, including fluctuations in commodity prices; and
- U.S. and international economic, legal and regulatory factors unrelated to our performance.

The stock markets in general have experienced extreme volatility that has at times been unrelated to the operating performance of particular companies. These broad market fluctuations may also result in a lower trading price of our common stock.

### ***Future sales of our common stock may depress our stock price.***

Sales of a substantial number of shares of our common stock after the offering could result in a lower market price of our common stock by introducing a significant increase in the supply of our common stock to the market. This increased supply could cause the market price of our common stock to decline significantly.

After the offering and the Reorganization Transaction, we will have outstanding 215,909,091 shares of common stock, we will have reserved 21,590,909 shares of common stock for issuance under the Huntsman Stock Incentive Plan and we will have reserved 11,363,636 shares of our common stock to be issued upon the conversion of our mandatory convertible preferred stock (assuming an initial public offering price per share of our common stock equal to the midpoint of the range indicated on the

cover of this prospectus). Subject to the lock-up agreements described in "Underwriting," all the shares of common stock and mandatory convertible preferred stock sold in the offering will be freely tradable without restriction or further registration under the federal securities laws unless purchased by one of our "affiliates," as that term is defined in Rule 144 under the Securities Act. The remaining shares of outstanding common stock, including shares held by Investments Trust and its affiliates, will be "restricted securities" under the Securities Act and will be subject to restrictions on the timing, manner and volume of sales. Subject to any anti-dilution adjustments, up to 11,363,636 shares of common stock will be issuable upon conversion of the shares of mandatory convertible preferred stock (or up to 13,068,181 shares if the underwriters exercise their option to purchase additional shares of mandatory convertible preferred stock in full, assuming an initial public offering price per share of our common stock equal to the midpoint of the range indicated on the cover of this prospectus). All of such shares of common stock will be available for immediate resale in the public market upon conversion, except for any such shares acquired by our affiliates or by persons who are subject to the lock-up agreements described below, which shares will be subject to the terms of such lock-up agreements.

Our executive officers and directors and substantially all of our other stockholders (including Investments Trust) have entered into lock-up agreements with the underwriters as described in "Underwriting." In addition, in order to receive shares of our common stock in exchange for their HMP Warrants, the holders of the HMP Warrants must enter into the lock-up agreements described in "Shares Eligible for Future Sale." Upon the expiration of these lock-up agreements, the shares outstanding and owned by such persons may be sold in the future without registration under the Securities Act to the extent permitted by Rule 144 or any applicable exemption under the Securities Act. Under registration rights agreements between Investments Trust, certain other stockholders and our company, Investments Trust and such other stockholders, who will collectively hold 160,227,273 shares of our common stock after this offering, will have the right to require us to register their shares of our common stock following the lock-up period. The possibility that Investments Trust, such other stockholders or any of their or our affiliates may dispose of shares of our common stock, or the announcement or completion of any such transaction, could result in a lower market price of our common stock. See "Certain Relationships and Related Transactions" and "Shares Eligible for Future Sale."

***As a new investor, you will experience immediate and substantial dilution in the value of your shares.***

Purchasers of our common stock in this offering will experience immediate dilution of \$17.38 in pro forma net tangible book value per share as of September 30, 2004 (assuming an initial public offering price per share of our common stock equal to the midpoint of the range indicated on the cover of this prospectus). Dilution per share represents the difference between the initial public offering price and the net consolidated book value per share immediately after the offering of our common stock. See "Dilution."

***We are indirectly controlled by the Huntsman family and MatlinPatterson, whose interests may conflict with those of our company or our other stockholders, and other stockholders' voting power may be limited.***

Following the consummation of this offering, Jon M. Huntsman and other members of the Huntsman family and MatlinPatterson will indirectly control, in the aggregate, approximately 65% of our outstanding common stock (based upon an assumed initial public offering price per share of our common stock equal to the midpoint of the range indicated on the cover of this prospectus) through their beneficial ownership of Investments Trust and will have the ability to:

- elect a majority of the members of the board of directors of our company;
- subject to applicable law and the rights of holders of our mandatory convertible preferred stock, determine, without the consent of our other stockholders, the outcome of certain matters submitted to our stockholders for approval, including amendments to our certificate of incorporation, mergers, consolidations and the sale of all or substantially all of our assets; and

- subject to applicable law, prevent or cause a change in control of our company.

The interests and objectives of our controlling stockholders may be different from those of our company or our other stockholders, and our controlling stockholders may vote their common stock in a manner that may adversely affect our other stockholders. In addition, four of our directors, Mr. Jon M. Huntsman, Mr. Peter R. Huntsman, Mr. David J. Matlin and Mr. Christopher R. Pechock, will control Investments Trust. This may create conflicts of interest because these directors have responsibilities to Investments Trust and its beneficial owners. Their duties to Investments Trust and its beneficial owners may conflict with their duties as directors of our company regarding business dealings between Investments Trust and us and other matters. The resolution of these conflicts may not always be in our or our stockholders' best interest.

***Investments Trust's controlling position and provisions contained in our certificate of incorporation and bylaws could discourage a takeover attempt, which may reduce or eliminate the likelihood of a change of control transaction and, therefore, your ability to sell your shares at a premium.***

Investments Trust's controlling position, as well as provisions contained in our certificate of incorporation and bylaws, such as a classified board of directors, limitations on stockholder proposals at meetings of stockholders and the inability of stockholders to call special meetings, and certain provisions of Delaware law, could make it more difficult for a third party (other than Investments Trust and its affiliates) to acquire control of our company, even if some of our stockholders considered such a change of control to be beneficial. Our certificate of incorporation also authorizes our board of directors to issue preferred stock without stockholder approval. If our board of directors elects to issue preferred stock that has special voting or other rights, it could make it more difficult for a third party to acquire us. These provisions taken together or individually may reduce or eliminate your ability to sell your shares of common stock at a premium. See "Description of Capital Stock."

#### **DISCLOSURE REGARDING FORWARD-LOOKING STATEMENTS**

All statements other than statements of historical facts included in this prospectus, including, without limitation, statements regarding our future financial position, business strategy, budgets, projected costs and plans and objectives of management for future operations, are forward-looking statements. Forward-looking statements generally can be identified by the use of forward-looking terminology such as "may," "could," "expect," "potential," "plan," "intend," "estimate," "anticipate," "believe" or "continue" or the negative thereof or variations thereon or similar terminology. Although we believe that the expectations reflected in such forward-looking statements are reasonable, there can be no assurances that such expectations will prove to have been correct. Important factors that could cause actual results to differ materially from our expectations are disclosed under "Risk Factors" and elsewhere in this prospectus, including, without limitation, in conjunction with the forward-looking statements included in this prospectus.

## OUR COMPANY

### Our History

Jon M. Huntsman founded the predecessor to our company in the early 1970s as a small packaging company. Since then, we have grown through a series of significant acquisitions and now own a global portfolio of commodity and differentiated businesses. In 1993, we purchased the LAB and maleic anhydride businesses of Monsanto. In 1994, we purchased the global chemical business from what was formerly Texaco. In 1997, we purchased our PO business from Texaco. Also in 1997, we acquired Rexene Corporation, significantly increasing the size of our polymers business. In 1999, we acquired certain polyurethanes, pigments and European petrochemicals businesses from ICI. In 2000, we completed the acquisition of the Morton global TPU business from Rohm and Haas. In 2001, we completed our acquisition of the global ethyleneamines business of Dow, and we completed our acquisition of the Albright & Wilson European surfactants business from Rhodia. In 2003, we completed our acquisition of 88% of our Advanced Materials business, and we now own approximately 90% of Advanced Materials. We have also divested certain non-core businesses, including our packaging subsidiary in 1997 and our global styrenics business in 1998. On September 30, 2002, we completed a series of restructuring transactions that included a debt for equity exchange (the "HLLC Restructuring"), which resulted in the Huntsman family, MatlinPatterson and Consolidated Press Holdings Limited ("Consolidated Press") acquiring substantially all of our equity interests. See "Certain Relationships and Related Transactions—The HLLC Restructuring."

### The Reorganization Transaction

We will consummate the Reorganization Transaction in connection with the completion of this offering. In the Reorganization Transaction, Huntsman Holdings, LLC will become our wholly owned subsidiary, and the existing beneficial holders of the common and preferred membership interests of Huntsman Holdings, LLC, including the mandatorily redeemable preferred interests, will receive shares of our common stock in exchange for their interests. The allocation of shares among such holders will be determined based on the price of our common stock. Based upon an assumed initial public offering price per share of our common stock equal to the midpoint of the range indicated on the cover of this prospectus, immediately following the Reorganization Transaction and this offering, such holders will control approximately 67% of our outstanding common stock. Although the number of shares of common stock to be received by each current beneficial holder of membership interests in Huntsman Holdings, LLC and each holder of HMP Warrants will vary based upon the actual initial public offering price, it will not affect the number of shares of common stock to be issued to such holders in the aggregate or the percentage of our outstanding shares of common stock that will be represented by the shares of common stock that will be issued to such holders in the aggregate. Huntsman Family Holdings and MatlinPatterson will cause all of the shares of our common stock they are entitled to receive in exchange for their beneficial interests in Huntsman Holdings, LLC to be delivered to Investments Trust.

The exchange of membership interests in Huntsman Holdings, LLC for shares of our common stock will be a tax-free transaction. Huntsman Holdings, LLC is treated as a partnership for U.S. federal income tax purposes and as such is generally not subject to U.S. income tax. The only asset held by Huntsman Holdings, LLC is 100% of the common stock of Huntsman Group Inc. ("HGI"). HGI and its subsidiaries file a U.S. federal consolidated tax return with HGI as the parent. Huntsman Holdings, LLC has historically had no taxable income or loss. Therefore, Huntsman Holdings, LLC becoming our subsidiary will have no impact on our future income taxes.

Immediately following the Reorganization Transaction and the offering, Investments Trust will hold approximately 65% of our outstanding common stock (based upon an assumed initial public offering price per share of our common stock equal to the midpoint of the range indicated on the cover of this

prospectus). The economic interest in the shares of our common stock held by Investments Trust will be allocated as follows: \$400 million of such shares plus 50% of the remainder of such shares will be allocated to the beneficial interests in Investments Trust owned by MatlinPatterson, 45% of the remainder of such shares will be allocated to the beneficial interests in Investments Trust owned by Huntsman Family Holdings and 5% of the remainder of such shares will be unallocated. The unallocated shares will be allocated between the beneficial interests in Investments Trust owned by Huntsman Family Holdings and MatlinPatterson approximately 18 months after the completion of this offering based on the trading price of our common stock.

Jon M. Huntsman and Peter R. Huntsman will control the voting of the shares of our common stock held by Investments Trust. However, the shares of our common stock held by Investments Trust will not be voted in favor of certain fundamental corporate actions without the consent of MatlinPatterson, through its representatives David J. Matlin or Christopher R. Pechock. In addition, Jon M. Huntsman and Peter R. Huntsman have agreed to cause all of the shares of our common stock held by Investments Trust to be voted in favor of the election to our board of directors of two nominees designated by MatlinPatterson. MatlinPatterson will have control over the disposition of the shares of our common stock held by Investments Trust that are allocated to its beneficial interest in Investments Trust. Huntsman Family Holdings will have control over the disposition of the shares of our common stock held by Investments Trust that are allocated to its beneficial interest in Investments Trust. Huntsman Family Holdings is controlled by Jon M. Huntsman.

In connection with the consummation of this offering and as part of the Reorganization Transaction, we intend to exercise our right under the HMP Warrants to require that all such warrants and any shares of HMP equity securities issued upon exercise of the HMP Warrants be exchanged for newly issued shares of our common stock. Under the terms of the HMP Warrants and based upon an assumed initial public offering price per share of our common stock equal to the midpoint of the range indicated on the cover of this prospectus, an aggregate of approximately 16.7 million shares of our common stock will be issued in exchange for the outstanding HMP Warrants following the completion of the offering. The right of each holder of HMP Warrants to receive shares of our common stock is conditioned upon such holder's agreeing to a lock-up agreement relating to the sale or other disposition of our common stock for a period commencing from the date of the consummation of this offering and ending on the earlier of (1) 180 days following this offering, and (2) the first date that any other holders of our common stock are generally able to sell their shares. Following the exchange, the former holders of HMP Warrants will be entitled to certain registration rights with respect to their shares of our common stock. See "Shares Eligible for Future Sale—Registration Rights."

#### **Rights Held by Advanced Materials Minority Interestholders**

SISU Capital Ltd. and its affiliates, which indirectly hold approximately 9.6% of the common equity in Advanced Materials, have certain important rights pursuant to the limited liability company agreements of Huntsman Advanced Materials Holdings LLC ("Advanced Materials Holdings") and Advanced Materials relating to the designation of managers and approval rights with respect to the taking of certain actions by Advanced Materials Holdings or Advanced Materials. SISU has the right to designate one of the managers of each of Advanced Materials Holdings and Advanced Materials. Neither Advanced Materials Holdings nor Advanced Materials may, in addition to certain other actions, effect certain redemptions of equity interests in such entities without the approval of SISU.

In addition, the limited liability company agreements of Advanced Materials Holdings and Advanced Materials require the approval of the conflict committee of the appropriate board of managers for certain actions taken by Advanced Materials Holdings or Advanced Materials. The conflict committee is composed of three managers, one of whom must be designated by SISU, and another of whom must be independent, with decisions determined by majority vote. If no independent manager exists, then the conflict committee is limited to two members, one of whom must be the

SISU-designated manager, and its decisions must be unanimous. In general, the approval of the conflict committee is required for the following actions, among others, by Advanced Materials Holdings or Advanced Materials:

- issuances of certain new equity securities by Advanced Materials Holdings;
- effecting certain redemptions of equity interests;
- incurrence of new indebtedness of Advanced Materials in excess of \$50 million in the aggregate, or incurrence of any new indebtedness by Advanced Materials Holdings; and
- paying dividends and distributions (for which the approval of the SISU-designated manager is always required).

## USE OF PROCEEDS

We estimate that the proceeds to us from the concurrent offerings of our common stock and our mandatory convertible preferred stock, after deduction of fees and expenses, based upon an assumed initial offering price per share of our common stock equal to the midpoint of the range indicated on the cover page of this prospectus, will be approximately \$1,300 million. We intend to use these net proceeds, together with cash on hand, as follows:

- approximately \$591.3 million<sup>(a)</sup> to redeem in full HMP's 15% Senior Secured Discount Notes due 2008 (the "HMP Discount Notes");
- approximately \$486.6 million<sup>(b)</sup> to redeem substantially all of HIH's 13.375% Senior Discount Notes due 2009 (the "HIH Senior Discount Notes");
- approximately \$177.9 million<sup>(c)</sup> to repay \$159.4 million in aggregate principal amount of HLLC's 1<sup>5</sup>/<sub>8</sub>% Senior Secured Notes due 2010 (the "HLLC Senior Secured Notes");
- approximately \$41.8 million<sup>(d)</sup> to repay in full HLLC's subordinated note to Horizon Ventures LLC, which bears interest at a rate of 15% per year and matures in 2011 (the "HLLC Affiliate Note"); and
- approximately \$39.4 million to purchase U.S. treasury securities that we will pledge as collateral to support our declaration of dividends on our mandatory convertible preferred stock.

---

(a) Assumes a redemption date of February 28, 2005 and includes the payment of redemption premiums of \$41.3 million. As of September 30, 2004, the carrying amount of the HMP Discount Notes was \$389.5 million, which was a discount to the accreted value of \$518.2 million, and the assumed redemption premium would have been \$38.8 million.

(b) Assumes a redemption date of February 28, 2005 and includes the payment of redemption premiums of \$30.5 million. As of September 30, 2004, the carrying amount of the HIH Senior Discount Notes was \$489.2 million (which includes \$10.0 million of fair value adjustment), of which the amount to be redeemed was \$441.5 million (which includes a fair value adjustment of \$9.0 million) and the assumed redemption premium would have been \$28.9 million.

(c) Assumes a repayment date of February 28, 2005 and includes the payment of redemption premiums.

(d) Assumes a repayment date of February 28, 2005 and includes the payment of accrued interest. As of September 30, 2004, the carrying amount of the HLLC Affiliate Note was \$39.5 million.

Pending these uses, we intend to invest the net proceeds in short-term interest-bearing, investment-grade securities or money market funds.

We believe that the indebtedness that will be repaid with the net proceeds of this offering is among the highest cost to us and that the elimination of this indebtedness will result in the most meaningful reduction in our annual interest expense.

Jon M. Huntsman, our Chairman of the Board, owns all of the equity interests in Horizon Ventures LLC. See "Certain Relationships and Related Transactions."

We will not receive any of the proceeds from the sale of shares of common stock by the selling stockholder in our common stock offering.

## DIVIDEND POLICY

We do not currently anticipate paying any cash dividends on our common stock. Instead, we currently intend to retain our earnings, if any, to invest in our businesses, to repay indebtedness and to use for general corporate purposes. Subject to the terms of our mandatory convertible preferred stock, our board of directors has the authority to declare and pay dividends on the common stock, in its discretion, as long as there are funds legally available to do so. However, amounts available to pay dividends will be restricted by the terms of the credit agreements and indentures of our subsidiaries. See "Management's Discussion and Analysis of Financial Condition and Results of Operations—Liquidity and Capital Resources."

## CAPITALIZATION

The following table sets forth our cash and capitalization as of September 30, 2004:

- on an actual basis; and
- on a pro forma as adjusted basis giving effect to the HLLC Bank Refinancing, the HI Senior Subordinated Notes Transaction and the HI Term Repayment (each as defined in "Unaudited Pro Forma Financial Data"), the Reorganization Transaction and the concurrent offerings of common stock and mandatory convertible preferred stock and the use of the net proceeds as described in "Use of Proceeds."

The information set forth below is derived from unaudited financial information and should be read in conjunction with the audited consolidated financial statements included herein, "Use of Proceeds," "Selected Historical Financial Data," "Unaudited Pro Forma Financial Data" and the Consolidated Financial Statements included elsewhere in this prospectus and, in each case, the notes related thereto.

	As of September 30, 2004	
	Actual	Pro Forma As Adjusted
	(in millions)	
Cash	\$ 239.1	\$ 196.8(a)
Restricted investment in marketable securities	—	39.4
<b>Debt:</b>		
Secured credit facilities	\$ 2,228.2	\$ 2,175.0
Secured notes	799.5	640.1
Notes	2,075.2	2,092.4
Secured discount notes	389.5	—
Discount notes	489.2	47.7
Note due to affiliate	39.5	—
Other debt	179.6	179.6
<b>Total debt</b>	<b>6,200.7</b>	<b>5,134.8</b>
<b>Stockholders' (deficit) equity:</b>		
Common stock (1,200,000,000 shares of common stock, par value \$0.01 per share, authorized, 215,909,091 shares outstanding pro forma as adjusted(b))	—	2.2
Preferred stock (100,000,000 shares of preferred stock, par value \$0.01 per share, authorized, 5,000,000 shares mandatory convertible preferred stock outstanding pro forma as adjusted)	—	250.0
Preferred member's interest	195.7	—
Common member's interest	—	—
Additional paid-in capital	734.4	2,622.1
Accumulated deficit	(1,470.0)	(1,708.5)(c)
Accumulated other comprehensive income	98.5	98.5
<b>Total stockholders' (deficit) equity</b>	<b>(441.4)</b>	<b>1,264.3</b>
<b>Total capitalization</b>	<b>\$ 5,759.3</b>	<b>\$ 6,399.1</b>

- 
- (a) Reflects the use of net proceeds from the offering and cash on hand as follows:

	(in millions)
Actual cash as of September 30, 2004	\$ 239.1
Proceeds from the offering	1,375.0
Fees and expenses related to the offering	(73.0)
Repayment of HMP Discount Notes—carrying value	(389.5)
Repayment of HMP Discount Notes—call premium	(167.5)
Repayment of HIH Senior Discount Notes—carrying value	(432.5)
Repayment of HIH Senior Discount Notes—call premium	(28.9)
Repayment of HLLC Senior Secured Notes—carrying value	(159.4)
Repayment of HLLC Senior Secured Notes—call premium	(18.5)
Repayment of HLLC Affiliate Note	(39.5)
Payment of accrued interest on HLLC Senior Secured Notes	(8.5)
Net cash used in the HI Senior Subordinated Notes Transaction and HI Bank Refinancing	(1.6)
HI Term Repayment	(59.0)
Investment in U.S. treasury securities as collateral on preferred stock dividend	(39.4)
Pro forma as adjusted cash as of September 30, 2004	\$ 196.8

The foregoing is based on accreted values and accrued interest as of September 30, 2004. See "Use of Proceeds" for balances as of February 28, 2005.

- (b) Does not include 773,923 shares of restricted stock to be issued in connection with the consummation of the offering (assuming an initial public offering price per share equal to the midpoint of the range indicated on the cover of this prospectus).
- (c) Includes a loss on early retirement of debt of \$222.6 million, reflecting the difference between the carrying value of the debt and the redemption price and call premiums, and \$15.9 million for the write-off of related deferred debt issuance costs.

## DILUTION

If you invest in our common stock, your interest will be diluted to the extent of the difference between the initial public offering price of our common stock and the pro forma as adjusted net tangible book value per share of our common stock after this offering. Our pro forma net tangible book value as of September 30, 2004 was a deficit of approximately \$730.0 million, or approximately \$4.43 per share. Pro forma net tangible book value per share represents the amount of tangible assets less total liabilities, divided by the 164,772,727 shares of common stock that will be outstanding upon completion of the Reorganization Transaction.

After giving effect to the sale of 55,681,819 shares in this offering at an assumed initial public offering price of \$22.00 per share and after deduction of the estimated underwriting discounts and commissions and offering expenses, our pro forma as adjusted net tangible book value as of September 30, 2004 would have been approximately \$996.2 million, or \$4.62 per share. This represents an immediate increase in pro forma net tangible book value of \$9.05 per share to existing stockholders and an immediate dilution of \$17.38 per share to purchasers of common stock in this offering.

Assumed initial public offering price per share		\$ 22.00
Pro forma net tangible book deficit per share at September 30, 2004	\$ (4.43)	
Increase per share attributable to new investors	9.05	
Pro forma, as adjusted net tangible book value per share after offering		4.62
Dilution per share to new investors		\$ 17.38

The following table sets forth, on a pro forma as adjusted basis as of September 30, 2004, the total consideration paid and the effective cash price per share paid by the existing stockholders and by new investors during the past five years, before deducting estimated underwriting discounts and commissions and offering expenses payable by us at a public offering price of \$22.00 per share.

	Shares Purchased		Total Consideration		Average Price Per Share
	Number	Percent	Amount	Percent	
Existing stockholders	164,772,727	76%	\$ 1,739,700,000	61%	\$ 10.56
New investors	51,136,364	24	1,125,000,000	39	\$ 22.00
Total	215,909,091	100%	\$ 2,864,700,000	100%	\$ 13.27

The foregoing computations exclude up to 11,363,636 shares of common stock reserved for issuance upon the conversion of our mandatory convertible preferred stock, 2,451,322 shares issuable upon the exercise of stock options, 773,923 shares of restricted stock to be issued in connection with this offering and 18,365,664 shares reserved for future issuance under the Huntsman Stock Incentive Plan (in each case assuming an initial public offering price per share of our common stock equal to the midpoint of the range indicated on the cover of this prospectus). The stock options to be issued in connection with this offering will have an exercise price per share equal to the initial public offering price per share of common stock sold in our common stock offering and therefore will not result in dilution to new investors. If we grant stock options in the future at exercise prices less than the initial public offering price, there will be further dilution to new investors. Giving effect to the issuance of 773,923 shares of restricted stock in connection with the consummation of the offering (assuming an initial public offering price per share of our common stock equal to the midpoint of the range indicated on the cover of this prospectus), dilution per share to new investors would be \$17.40 per share.

## SELECTED HISTORICAL FINANCIAL DATA

The selected historical financial data set forth below presents the historical financial data of our predecessor Huntsman Holdings, LLC as of and for the dates and periods indicated. The selected financial data as of September 30, 2003 and for the nine months ended September 30, 2003 have been derived from the unaudited consolidated financial statements of Huntsman Holdings, LLC included elsewhere in this prospectus. The selected financial data as of December 31, 2002 and 2003 and September 30, 2004 and for the years ended December 31, 2001, 2002 and 2003 and for the nine months ended September 30, 2004 have been derived from the audited consolidated financial statements of Huntsman Holdings, LLC included elsewhere in this prospectus. The selected financial data as of December 31, 1999, 2000 and 2001 and for the years ended December 31, 1999 and 2000 have been derived from the audited consolidated financial statements of Huntsman Holdings, LLC for these periods, which are not included in this prospectus.

In such financial data, HHH is accounted for using the equity method of accounting through April 30, 2003. Effective May 1, 2003, as a result of the HHH Consolidation Transaction, we have consolidated the financial results of HHH. Effective July 1, 2003, as a result of the AdMat Transaction, we have consolidated the financial results of Advanced Materials. As a result, the financial information as of and for the year ended December 31, 2003 is not comparable to the prior years' historical financial data presented herein, and the financial information as of and for the nine months ended September 30, 2004 is not comparable to the financial information as of and for the nine months ended September 30, 2003. You should read the selected financial data in conjunction with "Unaudited Pro Forma Financial Data," "Management's Discussion and Analysis of Financial Condition and Results of Operations," and the Consolidated Financial Statements and accompanying notes of Huntsman Holdings, LLC included elsewhere in this prospectus.

	Year Ended December 31,					Nine Months Ended September 30,	
	1999	2000	2001	2002	2003	2003	2004
(in millions, except per share amounts)							
<b>Statement of Operations Data:</b>							
Revenues	\$ 2,838.8	\$ 3,325.7	\$ 2,757.4	\$ 2,661.0	\$ 7,080.9	\$ 4,711.1	\$ 8,357.7
Gross profit	320.3	128.7	90.8	240.0	707.8	452.4	999.7
Restructuring, impairment and plant closing costs (credit)	—	—	588.5	(1.0)	37.9	27.2	202.4
Operating income (loss)	74.8	(78.7)	(709.4)	66.3	176.5	91.9	216.4
Loss from continuing operations	(75.6)	(138.6)	(842.8)	(191.9)	(319.8)	(214.2)	(226.5)
Loss from continuing operations per common share(a)							
Basic and diluted	\$ (0.51)	\$ (0.93)	\$ (5.69)	\$ (1.42)	\$ (2.66)	\$ (1.82)	\$ (1.97)
Average shares outstanding							
Basic and diluted(a)	148.0	148.0	148.0	148.0	148.0	148.0	148.0
<b>Other Data:</b>							
Depreciation and amortization	\$ 203.6	\$ 200.3	\$ 197.5	\$ 152.7	\$ 353.4	\$ 230.5	\$ 410.3
Capital expenditures	150.2	90.3	76.4	70.2	191.0	129.9	145.0
Ratio of earnings to fixed charges and preferred dividends(b)	—	—	—	—	—	—	—
<b>Balance Sheet Data (at period end):</b>							
Total assets	\$ 3,565.1	\$ 3,543.8	\$ 2,357.8	\$ 2,747.2	\$ 8,737.4	\$ 8,430.2	\$ 8,993.8
Total debt	2,136.2	2,268.6	2,450.5	1,736.1	5,910.1	6,002.7	6,200.7
Total liabilities	3,109.9	3,322.3	3,046.3	2,532.0	8,278.8	8,042.7	8,724.4

(a) All share and per share information has been restated to give effect to the shares to be issued in respect of the outstanding membership interests in Huntsman Holdings, LLC in connection with the Reorganization Transaction.

(b) For the years ended December 31, 1999, 2000, 2001, 2002 and 2003, earnings were insufficient to cover fixed charges and preferred dividends by \$156.4 million, \$283.3 million, \$974.6 million, \$148.6 million and \$339.9 million, respectively. For the nine months ended September 30, 2003 and 2004, earnings were insufficient to cover fixed charges and preferred dividends by \$244.0 million and \$312.1 million, respectively.

## UNAUDITED PRO FORMA FINANCIAL DATA

The pro forma statements of operations data for the year ended December 31, 2003 and the nine months ended September 30, 2003 and 2004 set forth below gives effect to the following transactions as if each transaction had occurred on January 1, 2003:

- our May 2003 acquisition of the HIH membership interests held by third parties in the HIH Consolidation Transaction;
- our June 2003 acquisition of an 88% equity interest in our Advanced Materials business and related financing transactions in the AdMat Transaction;
- the following debt refinancing transactions that took place in 2003 and 2004 (the "Refinancing Transactions"):
  - the issuance by our subsidiary Huntsman International LLC ("HI") in April 2003 of \$150 million of its 9.875% senior unsecured notes (the "HI Senior Notes") and the application of the net proceeds therefrom;
  - the issuance by HLLC of \$380 million and \$75.4 million of HLLC Senior Secured Notes in September 2003 and December 2003, respectively, and the application of the net proceeds therefrom;
  - the issuance by HLLC of \$400 million of senior notes in June 2004 (the "HLLC Senior Notes") and the application of the net proceeds therefrom;
  - the refinancing of the senior secured credit facilities of HI in July 2004 and the subsequent amendment to that facility in December 2004 (together, the "HI Bank Refinancing");
  - the refinancing of the senior secured credit facilities of HLLC in October 2004 (the "HLLC Bank Refinancing");
  - the issuance by HI in December 2004 of \$175 million of its 7<sup>3</sup>/8% senior subordinated notes due 2015 and €135 million of its 7<sup>1</sup>/2% senior subordinated notes due 2015 (together, the "HI Senior Subordinated Notes"), the application of the net proceeds therefrom and the related cross-currency swap transaction entered into in connection therewith (together, the "HI Senior Subordinated Notes Transaction"); and
  - the repayment by HI in December 2004 of approximately \$59 million of outstanding borrowings under its term facility (the "HI Term Repayment"); and
- other adjustments to reflect the interest expense related to our indebtedness as of September 30, 2004.

The pro forma as adjusted statements of operations data for the year ended December 31, 2003 and the nine months ended September 30, 2003 and 2004 set forth below adjusts the pro forma statements of operations data to give effect to the following transactions as if each transaction had occurred on January 1, 2003:

- the Reorganization Transaction; and
- this offering and the use of the net proceeds to us as described in "Use of Proceeds."

The pro forma balance sheet data set forth below gives effect to the HLLC Bank Refinancing, the HI Senior Subordinated Notes Transaction and the HI Term Repayment as if each transaction had occurred on September 30, 2004. The pro forma as adjusted balance sheet data set forth below adjusts the pro forma balance sheet data to give effect to the Reorganization Transaction and this offering and the use of net proceeds to us as described in "Use of Proceeds" as if each transaction had occurred on September 30, 2004. In the Reorganization Transaction, the common and preferred interests of

Huntsman Holdings, LLC and the HMP Warrants will be exchanged for shares of our common stock, based upon the initial public offering price per share of our common stock.

The pro forma financial data does not purport to be indicative of the combined financial position or results of operations of future periods or indicative of results that would have occurred had the above transactions been completed on the date indicated. The pro forma and other adjustments, as described in the accompanying notes to the pro forma consolidated condensed balance sheet and statements of operations, are based upon available information and certain assumptions that we believe are reasonable. The pro forma financial data set forth below should be read in conjunction with the Consolidated Financial Statements, "Management's Discussion and Analysis of Financial Condition and Results of Operations," and "Selected Historical Financial Data" included elsewhere in this prospectus and, in each case, the notes related thereto.

**UNAUDITED PRO FORMA CONDENSED CONSOLIDATED STATEMENT OF OPERATIONS  
FOR THE NINE MONTHS ENDED SEPTEMBER 30, 2003**

	Pro Forma Adjustments					Offering and Reorganization Transaction Adjustments(c)	Pro Forma As Adjusted
	Actual	HHH Consolidation Transaction(a)	AdMat Transaction(b)	Other Pro Forma Adjustments	Pro Forma		
(in millions)							
Revenues	\$ 4,711.1	\$ 1,733.4	\$ 531.8	\$ (91.1)(d)	\$ 6,885.2		\$ 6,885.2
Cost of goods sold	4,258.7	1,551.9	412.7	(73.2)(e)	6,150.1		6,150.1
Gross profit	452.4	181.5	119.1	(17.9)	735.1		735.1
Expenses:							
Operating expenses	333.3	104.6	172.1	(42.8)(f)	567.2		567.2
Restructuring and plant closing costs	27.2	17.1	—	—	44.3		44.3
Total expenses	360.5	121.7	172.1	(42.8)(f)	611.5		611.5
Operating income	91.9	59.8	(53.0)	24.9	123.6		123.6
Interest expense, net	(260.7)	(113.2)	(36.3)	(23.3)(g)	(433.5)	\$ 135.8(g)	(297.7)
Loss on accounts receivable securitization program	(11.9)	(12.0)	—	(0.1)	(24.0)		(24.0)
Equity in (loss) income of unconsolidated affiliates	(38.2)	—	—	39.0(h)	0.8		0.8
Other non-operating expenses	0.4	(2.2)	—	—	(1.8)		(1.8)
Loss before income taxes and minority interest	(218.5)	(67.6)	(89.3)	40.5	(334.9)	135.8	(199.1)
Income tax benefit (expense)	3.8	2.4	11.4	(15.2)(i)	2.4		2.4
Minority interest in subsidiaries' loss	0.5	—	—	5.3 (j)	5.8		5.8
Net (loss) income	\$ (214.2)	\$ (65.2)	\$ (77.9)	\$ 30.6	\$ (326.7)	\$ 135.8	\$ (190.9)
Basic and diluted (loss) earnings per common share	\$ (1.82)(k)						\$ (0.88)(l)

(a) Reflects the results of operations of the HIH business for the four months ended April 30, 2003.

(b) Reflects the results of operations of our Advanced Materials business for the six months ended June 30, 2003.

(c) Amounts do not include non-recurring charges to earnings for a loss on early extinguishment of debt, the write-off of deferred debt issuance costs and the declaration of \$39.4 million of dividends on the mandatory convertible preferred stock. See footnotes (i) and (o) to the Unaudited Pro Forma Condensed Balance Sheet.

(d) To eliminate intercompany sales between HLLC and HIH.

(e) To reflect the net effect on cost of goods sold as follows (dollars in millions):

Eliminate intercompany cost of goods sold between HLLC and HIH

\$ (80.1)

Reflect the net adjustment to depreciation and amortization expense as a result of the HIH Consolidation Transaction. The expected useful lives of the assets range from 15 years to 20 years

6.9

\$ (73.2)

(f) To reflect the net effect on operating expenses as follows (dollars in millions):

Eliminate intercompany charges between HLLC and HIH for management fees

\$ (9.0)

Eliminate the effect of the unrealized exchange gains (losses) arising from the revaluation of non-functional currency denominated debt as substantially all of such debt has been repaid in connection with the AdMat Transaction

(33.8)

\$ (42.8)

(g) Reflects the adjustment to net interest expense resulting from the Refinancing Transactions and other adjustments to interest expense related to our indebtedness as of September 30, 2004. See "—Schedule of Pro Forma and Pro Forma As Adjusted Interest Expense Adjustments" below.

(h) To eliminate the equity in income (loss) of HIH.

(i) To reflect the income tax expenses associated with the AdMat Transaction. No tax benefit was recorded related to the HLLC pro forma adjustments as HLLC has a full valuation allowance on its net deferred tax assets. No tax benefit was recorded related to the HIH pro forma adjustments as the adjustments relate to income or expense in the U.S. and the U.S. income tax consequences of HIH are recorded in the consolidated tax returns of HLLC.

(j) To record the minority interest in Advanced Materials.

(k) Per share information is calculated using 148.0 million actual shares outstanding, which gives effect to the shares of common stock to be issued in respect of the outstanding membership interests in Huntsman Holdings, LLC in connection with the Reorganization Transaction.

(l) Per share information is calculated using 215.9 million shares outstanding, which gives effect to the shares to be issued in connection with the Reorganization Transaction and the shares to be issued in connection with this offering.

**UNAUDITED PRO FORMA CONDENSED CONSOLIDATED STATEMENT OF OPERATIONS  
FOR THE NINE MONTHS ENDED SEPTEMBER 30, 2004**

	Actual	Pro Forma Adjustments	Pro Forma	Offering and Reorganization Transaction Adjustments(c)	Pro Forma As Adjusted
			(in millions)		
Revenues	\$ 8,357.7		\$ 8,357.7		\$ 8,357.7
Cost of goods sold	7,358.0		7,358.0		7,358.0
Gross profit	999.7		999.7		999.7
Expenses:					
Operating expenses	580.9		580.9		580.9
Restructuring and plant closing costs	202.4		202.4		202.4
Total expenses	783.3		783.3		783.3
Operating income	216.4		216.4		216.4
Interest expense, net	(459.5)	\$ 19.7(a)	(439.8)	\$ 135.9(a)	(303.9)
Loss on accounts receivable securitization program	(10.2)		(10.2)		(10.2)
Equity in income of unconsolidated affiliates	3.0		3.0		3.0
Other non-operating expenses	(0.8)		(0.8)		(0.8)
Loss before income taxes and minority interest	(251.1)	19.7	(231.4)	135.9	(95.5)
Income tax benefit	25.7	—(b)	25.7		25.7
Minority interest in subsidiaries' income	(1.1)		(1.1)		(1.1)
Net (loss) income	\$ (226.5)	\$ 19.7	\$ (206.8)	\$ 135.9	\$ (70.9)
Basic and diluted (loss) earnings per common share	\$ (1.97)(d)				\$ (0.33)(e)

- (a) Reflects the adjustment to net interest expense resulting from the Refinancing Transactions and other adjustments to interest expense related to our indebtedness as of September 30, 2004. See "—Schedule of Pro Forma and Pro Forma As Adjusted Interest Expense Adjustments" below.
- (b) No adjustments were made to income tax expense as we have a full valuation allowance on our net deferred tax assets.
- (c) Amounts do not include non-recurring charges to earnings for a loss on early extinguishment of debt, the write-off of deferred debt issuance costs and the declaration of \$39.4 million of dividends on the mandatory convertible preferred stock. See footnotes (i) and (o) to the Unaudited Pro Forma Condensed Balance Sheet.
- (d) Per share information is calculated using 148.0 million shares outstanding, which gives effect to the shares of common stock to be issued in respect of the outstanding membership interests in Huntsman Holdings, LLC in connection with the Reorganization Transaction.
- (e) Per share information is calculated using 215.9 million shares outstanding, which gives effect to the shares to be issued in connection with the Reorganization Transaction and the shares to be issued in connection with this offering.

**UNAUDITED PRO FORMA CONDENSED CONSOLIDATED STATEMENT OF OPERATIONS  
FOR THE YEAR ENDED DECEMBER 31, 2003**

	Pro Forma Adjustments						Pro Forma As Adjusted
	Actual	HIH Consolidation Transaction(a)	AdMat Transaction(b)	Other Pro Forma Adjustments	Pro Forma	Offering and Reorganization Transaction Adjustments(c)	
		(in millions)					
Revenues	\$ 7,080.9	\$ 1,733.4	\$ 531.8	\$ (93.7)(d)	\$ 9,252.4	\$ 9,252.4	
Cost of goods sold	6,373.1	1,551.9	412.7	(82.6)(e)	8,255.1	8,255.1	
Gross profit	707.8	181.5	119.1	(11.1)	997.3	997.3	
Expenses:							
Operating expenses	493.4	104.6	172.1	(37.9)(f)	732.2	732.2	
Restructuring and plant closing costs	37.9	17.1	—	—	55.0	55.0	
Total expenses	531.3	121.7	172.1	(37.9)(f)	787.2	787.2	
Operating income	176.5	59.8	(53.0)	26.8	210.1	210.1	
Interest expense, net	(428.3)	(113.2)	(36.3)	(0.9)(g)	(578.7)	\$ 181.2(g) (397.5)	
Interest income—affiliate	19.2	—	—	(19.2)(h)	—	—	
Loss on accounts receivable securitization program	(20.4)	(12.0)	—	—	(32.4)	(32.4)	
Equity in (loss) income of unconsolidated affiliates	(37.5)	—	—	39.0(i)	1.5	1.5	
Other non-operating expenses	—	(2.2)	—	—	(2.2)	(2.2)	
Loss before income taxes and minority interest	(290.5)	(67.6)	(89.3)	45.7	(401.7)	181.2 (220.5)	
Income tax expense	(30.8)	2.4	11.4	(15.1)(j)	(32.1)	(32.1)	
Minority interest in subsidiaries' loss	1.5	—	—	5.3(k)	6.8	6.8	
Net (loss) income	\$ (319.8)	\$ (65.2)	\$ (77.9)	\$ 35.9	\$ (427.0)	\$ 181.2 (245.8)	
Basic and diluted (loss) earnings per common share	\$ (2.66)(l)					\$ (1.14)(m)	

(a) Reflects the results of operations of the HIH business for the four months ended April 30, 2003.

(b) Reflects the results of operations of our Advanced Materials business for the six months ended June 30, 2003.

(c) Amounts do not include non-recurring charges to earnings for a loss on early extinguishment of debt, the write-off of deferred debt issuance costs and the declaration of \$39.4 million of dividends on the mandatory convertible preferred stock. See footnotes (i) and (o) to the Unaudited Pro Forma Condensed Balance Sheet.

(d) To eliminate intercompany sales between HLLC and HIH.

(e) To reflect the net effect on cost of goods sold as follows (dollars on millions):

Eliminate intercompany cost of goods sold between HLLC and HIH	\$ (89.5)
Reflect the net adjustment to depreciation and amortization expense as a result of the HIH Consolidation Transaction. The expected useful lives of the assets range from 15 years to 20 years	6.9
	<u>\$ (82.6)</u>

(f) To reflect the net effect on operating expenses as follows (dollars in millions):

Eliminate intercompany charges between HLLC and HIH for management fees	\$ (4.1)
Eliminate the effect of the unrealized exchange gains (losses) arising from the revaluation of non-functional currency denominated debt as substantially all of such debt has been repaid in connection with the AdMat Transaction	(33.8)
	<u>\$ (37.9)</u>



- (g) Reflects the adjustment to net interest expense resulting from the Refinancing Transactions and other adjustments to interest expense related to our indebtedness as of September 30, 2004. See "—Schedule of Pro Forma and Pro Forma As Adjusted Interest Expense Adjustments" below.
- (h) To eliminate interest income of HMP on the HIIH senior subordinated discount notes (the "HIIH Senior Subordinated Discount Notes"), which will be canceled in the Reorganization Transaction.
- (i) To eliminate the equity in income (loss) of HIIH.
- (j) To reflect the income tax expenses associated with the AdMat Transaction. No tax benefit was recorded related to the HLLC pro forma adjustments as HLLC has a full valuation allowance on its net deferred tax assets. No tax benefit was recorded related to the HIIH pro forma adjustments as the adjustments relate to income or expense in the U.S. and the U.S. income tax consequences of HIIH are recorded in the consolidated tax returns of HLLC.
- (k) To record the minority interest in Advanced Materials.
- (l) Per share information is calculated using 148.0 million shares outstanding, which gives effect to the shares of common stock to be issued in respect of the outstanding membership interests in Huntsman Holdings, LLC in connection with the Reorganization Transaction.
- (m) Per share information is calculated using 215.9 million shares outstanding, which gives effect to the shares to be issued in connection with the Reorganization Transaction and the shares to be issued in connection with this offering.

**UNAUDITED PRO FORMA CONSOLIDATED BALANCE SHEET  
AS OF SEPTEMBER 30, 2004**

	Actual	Pro Forma Adjustments	Pro Forma	Offering and Reorganization Transaction Adjustments	Pro Forma As Adjusted
			(in millions)		
<b>Assets</b>					
Cash and equivalents	\$ 239.1	\$ (60.6)(a)	\$ 178.5	\$ 18.3 (e)	\$ 196.8
Restricted investment in marketable securities	—	—	—	39.4 (f)	39.4
Accounts and notes receivable	1,403.3	—	1,403.3	—	1,403.3
Inventories	1,132.6	—	1,132.6	—	1,132.6
Prepaid expense	70.6	—	70.6	—	70.6
Deferred income taxes	20.6	—	20.6	—	20.6
Other current assets	69.5	—	69.5	—	69.5
<b>Current assets</b>	<b>2,935.7</b>	<b>(60.6)(a)</b>	<b>2,875.1</b>	<b>57.7</b>	<b>2,932.8</b>
Property, plant and equipment, net	5,014.8	—	5,014.8	—	5,014.8
Investment in unconsolidated affiliates	167.5	—	167.5	—	167.5
Intangible assets, net	264.8	—	264.8	—	264.8
Goodwill	3.3	—	3.3	—	3.3
Deferred income taxes	21.3	—	21.3	—	21.3
Other noncurrent assets	586.4	4.1(b)	590.5	(12.1)(g)	578.4
<b>Total assets</b>	<b>\$ 8,993.8</b>	<b>\$ (56.5)</b>	<b>\$ 8,937.3</b>	<b>\$ 45.6</b>	<b>\$ 8,982.9</b>
<b>Liabilities and stockholders' equity</b>					
Accounts payable	\$ 919.7	\$ —	\$ 919.7	\$ —	\$ 919.7
Accrued liabilities	689.8	—	689.8	4.6(h)	694.4
Deferred income taxes	18.9	—	18.9	—	18.9
Current portion of long-term debt	54.8	—	54.8	—	54.8
<b>Current liabilities</b>	<b>1,683.2</b>	<b>—</b>	<b>1,683.2</b>	<b>4.6</b>	<b>1,687.8</b>
Long-term debt	6,106.4	(36.0)(c)	6,070.4	(990.4)(i)	5,080.0
Long-term debt—affiliates	39.5	—	39.5	(39.5)(i)	—
Deferred income taxes	242.1	—	242.1	—	242.1
Other noncurrent liabilities	653.2	—	653.2	26.3(j)	679.5
<b>Total liabilities</b>	<b>8,724.4</b>	<b>(36.0)</b>	<b>8,688.4</b>	<b>(999.0)</b>	<b>7,689.4</b>
Minority interest in common stock of consolidated subsidiaries	29.2	—	29.2	—	29.2
Minority interest in warrants of consolidated subsidiary	128.7	—	128.7	(128.7)(k)	—
Redeemable preferred members' interest	552.9	—	552.9	(552.9)(l)	—
<b>Total minority interests</b>	<b>710.8</b>	<b>—</b>	<b>710.8</b>	<b>(681.6)</b>	<b>29.2</b>
<b>Stockholders' equity</b>					
Preferred members' interest	195.7	—	195.7	(195.7)(m)	—
Common members' interest	—	—	—	—	—
Class A units, 10,000,000 issued and outstanding, no par value	—	—	—	—	—
Class B units, 10,000,000 issued and outstanding, no par value	—	—	—	—	—
Common stock (1,200,000,000 shares of common stock, par value \$0.01 per share, authorized, 215,909,091 shares outstanding, pro forma as adjusted)	—	—	—	2.2 (n)	2.2
Preferred stock (100,000,000 shares of preferred stock, par value \$0.01 per share, authorized, 5,000,000 shares mandatory convertible preferred stock outstanding, pro forma as adjusted)	—	—	—	250.0 (n)	250.0
Additional paid-in capital	734.4	—	734.4	1,887.7 (n)	2,622.1
Accumulated deficit	(1,470.0)	(20.5)(d)	(1,490.5)	(218.0)(o)	(1,708.5)
Accumulated other comprehensive income	98.5	—	98.5	—	98.5
<b>Total stockholders' (deficit) equity</b>	<b>(441.4)</b>	<b>(20.5)</b>	<b>(461.9)</b>	<b>1,726.2</b>	<b>1,264.3</b>
<b>Total liabilities and stockholders' equity</b>	<b>\$ 8,993.8</b>	<b>\$ (56.5)</b>	<b>\$ 8,937.3</b>	<b>\$ 45.6</b>	<b>\$ 8,982.9</b>

(a) To reflect the net use of cash as follows:

HI Bank Refinancing	\$ (1.1)
Net cash used in the HI Senior Subordinated Notes Transaction	(0.5)
HI Term Repayment	(59.0)
<b>Net use of cash</b>	<b>\$ (60.6)</b>

- (b) To reflect the increase in deferred debt issuance costs, net of amounts written off, as a result of the following:

HI Bank Refinancing	\$	1.1
HI Senior Subordinated Notes Transaction		1.0
HLLC Bank Refinancing		2.0
		<u>          </u>
Net increase in deferred debt issuance costs	\$	4.1
		<u>          </u>

- (c) To reflect the net change in debt from the following:

Proceeds from the HI Senior Subordinated Notes Transaction	\$	348.1
Repayment of debt in connection with the HI Senior Subordinated Notes Transaction		(330.9)
HLLC Bank Refinancing		5.8
HI Term Repayment		(59.0)
		<u>          </u>
Net change in debt	\$	(36.0)
		<u>          </u>

- (d) To reflect a loss on early retirement of debt for the write-off of deferred debt issuance costs in connection with the HLLC Bank Refinancing and HI Senior Subordinated Notes Transaction.

- (e) To reflect the net cash provided in connection with this offering after giving effect to the repayment of debt as described in "Use of Proceeds."

- (f) To reflect the investment in U.S. treasury securities that we will pledge as collateral to support our obligation to pay dividends on our mandatory convertible preferred stock to be issued in the concurrent offering of mandatory convertible preferred stock.

- (g) To reflect the write-off of deferred debt issuance costs related to the debt repaid with the net proceeds from this offering.

- (h) To reflect the net increase in accrued liabilities from the following:

Payment of accrued interest on the HLLC Senior Secured Notes	\$	(8.5)
Current portion of accrued dividends payable on our mandatory convertible preferred stock		13.1
		<u>          </u>
	\$	4.6
		<u>          </u>

- (i) To reflect the net repayment of debt with the net proceeds from this offering.

- (j) To reflect the noncurrent portion of accrued dividends payable on our mandatory convertible preferred stock.

- (k) To reflect the exchange of HMP Warrants for common stock. The number of shares of common stock is based on an assumed initial public offering price per share of our common stock equal to the midpoint of the range indicated on the cover of this prospectus.

- (l) To reflect the exchange of redeemable preferred members' interest for common stock. The number of shares of common stock is based on an assumed initial public offering price per share of our common stock equal to the midpoint of the range indicated on the cover of this prospectus.

- (m) To reflect the exchange of preferred members' interest for common stock. The number of shares of common stock is based on an assumed initial public offering price per share of our common stock equal to the midpoint of the range indicated on the cover of this prospectus.

- (n) To reflect the issuance of common stock and mandatory convertible preferred stock in this offering, net of related fees and expenses, and the issuance of common stock in the Reorganization Transaction.

- (o) Includes a loss on early retirement of debt of \$205.9 million, reflecting the difference between the carrying value of the debt and the redemption price and call premiums, and \$12.1 million for the write-off of deferred debt issuance costs. Due to the non-recurring nature of these adjustments, they have not been reflected in the pro forma statements of operations.

## Schedule of Pro Forma and Pro Forma As Adjusted Interest Expense Adjustments

The following schedule sets forth the interest expense adjustments to the pro forma and pro forma as adjusted financial statements set forth above. For a discussion of the debt obligations shown below, see "Management's Discussion and Analysis of Financial Condition and Results of Operations—Debt and Liquidity."

Pro Forma Balance as of September 30, 2004(1)	Interest Expense(2)		
	Year Ended December 31, 2003	Nine Months Ended September 30,	
		2003	2004
	(in millions)		
Average LIBOR for period	1.209%	1.235%	1.287%
Average dollar/euro exchange rate for period	1.1329	1.1128	1.2259
<b>Pro forma interest expense adjustments:</b>			
<b>Secured credit facilities:</b>			
HLLC Revolving Facility (LIBOR plus 2.25%, unused fee of 0.50%)	\$ 98.2	\$ 4.6	\$ 3.5
HI Revolving Facility (LIBOR plus 3.25%, unused fee of 0.75%)	—	2.8	2.1
AdMat Revolving Credit Facility (LIBOR plus 3.00%, unused fee of 1.00%)	—	0.6	0.5
HLLC Term Facility (LIBOR plus 3.50%)	715.0	33.7	25.4
HI Term Facility (LIBOR plus 2.53% effective rate)	1,307.6	48.9	37.0
HCA Facilities (90 Day Bank Bill Swap Rate plus 2.90%)	41.9	2.9	2.2
New HCCA Facility (90 Day Bank Bill Swap Rate plus 2.90%)	12.3	0.8	0.6
<b>Secured notes:</b>			
HLLC Senior Secured Notes (11.875% effective rate)	451.0	53.6	40.2
AdMat Fixed Rate Notes (11.00%)	250.0	27.5	20.6
AdMat Floating Rate Notes (LIBOR plus 8.00%, 8.50% effective rate)	98.5	10.4	7.8
<b>Notes:</b>			
HLLC Senior Fixed Rate Notes (11.50%)	300.0	34.5	25.9
HLLC Senior Floating Rate Notes (LIBOR plus 7.25%)	100.0	8.5	6.4
HI Senior Notes (9.478% effective rate)	456.3	43.2	32.4
HI Senior Subordinated Notes (9.24%)	541.0	50.0	37.5
HI Senior Subordinated Notes (€507, 9.21% effective rate)	635.7	52.9	38.9
HLLC Subordinated Fixed Rate Notes (9.50%)	44.2	4.2	3.1
HLLC Subordinated Floating Rate Notes (LIBOR plus 3.25%)	15.1	0.7	0.5
<b>Secured discount notes:</b>			
HMP Discount Notes (23.658% effective rate)(3)	389.5	92.1	69.1
<b>Discount notes:</b>			
HIH Senior Discount Notes (13.375%)(3)	479.2	64.1	48.1
<b>Note due to affiliate:</b>			
HLLC Affiliate Note (15.00%)(3)	39.5	5.9	4.4
<b>Other debt:</b>			
Huntsman Specialty Chemicals Corporation Subordinated Note (9.298% effective rate)	100.8	9.4	7.0
Other debt (4.98% effective rate)	78.8	3.9	2.9
<b>Other items:</b>			
Amortization of debt issuance costs	23.7	17.8	17.8
Interest rate hedging arrangements (notional amount of \$184.3; pay 4.44% weighted average fixed rate, receive LIBOR)	2.5	1.8	1.8
Cross currency swap (pay €132 at 6.63%, receive \$175 at 7.375%)	(2.7)	(2.2)	(1.4)
<b>Total pro forma interest expense</b>	<b>\$ 578.7</b>	<b>\$ 433.5</b>	<b>\$ 439.7</b>
Less historical interest expense(4)	(577.8)	(410.2)	(459.5)
<b>Net pro forma interest expense adjustment</b>	<b>\$ 0.9</b>	<b>\$ 23.3</b>	<b>\$ (19.8)</b>

**Pro forma as adjusted interest expense adjustments:**

Adjustment of HLLC Term Facility (0.50% interest rate reduction as a result of this offering)	\$	715.0	\$	(3.6)	\$	(2.7)	\$	(2.7)
Repayment of HMP Discount Notes (23.658% effective rate)		389.5		(92.1)		(69.1)		(69.1)
Repayment of substantially all of the HII Senior Discount Notes (13.375%)		432.5		(57.9)		(43.4)		(43.4)
Repayment of HLLC Senior Secured Notes (11.875% effective rate)		159.4		(18.9)		(14.2)		(14.2)
Repayment of HLLC Affiliate Note (15.00%)		39.5		(5.9)		(4.4)		(4.4)
Adjustment to amortization of debt issuance costs				(2.8)		(2.0)		(2.0)

**Net pro forma as adjusted interest expense adjustment**

\$	(181.2)	\$	(135.8)	\$	(135.8)
----	---------	----	---------	----	---------

**Total pro forma as adjusted interest expense**

\$	397.5	\$	297.7	\$	303.9
----	-------	----	-------	----	-------

(1) Gives effect to the HLLC Bank Refinancing.

(2) The aggregate effect on annual interest expense of a variance of  $\frac{1}{8}$  percent in our variable rate indebtedness is \$3.1 million.

(3) Interest expense for the discount and PIK notes has been calculated on carrying amounts as of September 30, 2004. Respective carrying amounts for each period end were as follows:

	As of December 31, 2003	As of September 30,	
		2003	2004
	(in millions)		
HLLC Affiliate Note	\$ 35.5	\$ 34.3	\$ 39.5
HMP Discount Notes	329.4	311.5	389.5
HH Senior Discount Notes	434.6	421.0	479.2

(4) As adjusted for the HH Consolidation Transaction and the AdMat Transaction.

## MANAGEMENT'S DISCUSSION AND ANALYSIS OF FINANCIAL CONDITION AND RESULTS OF OPERATIONS

*The following discussion and analysis should be read in conjunction with the historical financial statements and other financial information appearing elsewhere in the prospectus, including "Prospectus Summary—Summary Historical and Pro Forma As Adjusted Financial Data," "Capitalization," "Selected Historical Financial Data" and "Unaudited Pro Forma Financial Data."*

### Overview

We are among the world's largest global manufacturers of differentiated and commodity chemical products. We manufacture a broad range of chemical products and formulations, which we market in more than 100 countries to a diversified group of consumer and industrial customers. Our products are used in a wide range of applications, including those in the adhesives, aerospace, automotive, construction products, durable and non-durable consumer products, electronics, medical, packaging, paints and coatings, power generation, refining and synthetic fiber industries. We are a leading global producer in many of our key product lines, including MDI, amines, surfactants, epoxy-based polymer formulations, maleic anhydride and titanium dioxide. We operate 63 manufacturing facilities located in 22 countries and employ over 11,500 associates. Our businesses benefit from significant vertical integration, large production scale and proprietary manufacturing technologies, which allow us to maintain a low-cost position. We had pro forma revenues for the nine months ended September 30, 2004 and the year ended December 31, 2003 of \$8,357.7 million and \$9,252.4 million, respectively.

Our business is organized around our six segments: Polyurethanes, Advanced Materials, Performance Products, Pigments, Polymers and Base Chemicals. These segments can be divided into two broad categories: differentiated and commodity. Our Polyurethanes, Advanced Materials and Performance Products segments produce differentiated products, and our Pigments, Polymers and Base Chemicals segments produce commodity chemicals. Among our commodity products, our Pigments business, while cyclical, is influenced largely by seasonal demand patterns in the coatings industry. Certain products in our Polymers segment also follow different trends than petrochemical commodities as a result of our niche marketing strategy for such products that focuses on supplying customized formulations. Nevertheless, each of our six operating segments is impacted to some degree by economic conditions, prices of raw materials and global supply and demand pressures.

Growth in our Polyurethanes and Advanced Materials segments has been driven by the continued substitution of our products for other materials across a broad range of applications as well as the level of global economic activity. Historically, demand for many of these products has grown at rates in excess of GDP growth. In Polyurethanes, this growth, particularly in Asia, has recently resulted in improved demand and higher industry capacity utilization rates for many of our key products, including MDI. In 2004, the profitability of our Polyurethanes and Advanced Materials segments improved due to increased demand in several of our key industrial end markets, including aerospace, automotive and construction products. This allowed us to increase selling prices, which more than offset increases in the cost of our primary raw materials, including benzene, propylene and chlorine.

The global PO market is influenced by supply and demand imbalances. PO demand is largely driven by growth in the polyurethane industry, and, as a result, growth rates for PO have generally exceeded GDP growth rates. As a co-product of our PO manufacturing process, we also produce MTBE. MTBE is an oxygenate that is blended with gasoline to reduce harmful vehicle emissions and to enhance the octane rating of gasoline. See "[Business—Environmental, Health and Safety Matters—MTBE Developments](#)" below for more information on the legal and regulatory developments that may curtail or eliminate the use of MTBE in gasoline in the U.S.

In our Performance Products segment, demand for our performance specialties has generally continued to grow at rates in excess of GDP as overall demand is significantly influenced by new

product and application development. In 2004, overall demand for most of our performance intermediates was generally stable or improved, but excess surfactant manufacturing capacity in Europe and a decline in the use of LAB in new detergent formulations limited our ability to increase prices in response to higher raw material costs. In EG, higher industry capacity utilization rates in 2004 due to stronger demand in the PET resin and Asian fiber markets resulted in higher profitability.

Historically, demand for titanium dioxide pigments has grown at rates approximately equal to global GDP growth. Pigment prices have historically reflected industry-wide operating rates but have typically lagged behind movements in these rates by up to twelve months due to the effects of product stocking and destocking by customers and producers, contract arrangements and seasonality. The industry experiences some seasonality in its sales because sales of paints, the largest end use for titanium dioxide, generally peak during the spring and summer months in the northern hemisphere. This results in greater sales volumes in the second and third quarters of the year.

The profitability of our Polymers and Base Chemicals segments has historically been cyclical in nature. The industry has recently operated in a down cycle that resulted from significant new capacity additions, weak demand reflecting soft global economic conditions and high crude oil and natural gas-based raw material costs. Despite continued high feedstock costs, the profitability of our Base Chemicals segment improved in 2004 as demand strengthened and average selling prices and profit margins increased in most of our product lines. According to Nexant, industry fundamentals currently point to a continued cyclical recovery in the olefins and aromatics industries. Limited new capacity additions have been announced for these products in North America and Western Europe over the next several years. Consequently, Nexant currently expects operating rates and profit margins in the polymers and base chemicals markets to increase as demand continues to recover as a result of improved global economic conditions.

#### **Pro Forma Results of Operations**

The businesses of our predecessor Huntsman Holdings, LLC underwent significant changes as a result of a number of transactions that were completed in 2003. As a result, the financial information as of and for the nine months ended September 30, 2004 is not comparable to the financial information as of and for the nine months ended September 30, 2003. In order to present data that is useful for comparative purposes, we have included pro forma information for the nine month periods ended September 30, 2003 and 2004. The pro forma information for the nine months ended September 30, 2003 has been prepared as if the HIIH Consolidation Transaction, the AdMat Transaction and the Refinancing Transactions occurred on January 1, 2003. HIIH became a consolidated subsidiary effective as of May 1, 2003, and Advanced Materials became a consolidated subsidiary effective as of June 30, 2003. The Refinancing Transactions occurred between April 2003 and December 2004. The pro forma information for the nine months ended September 30, 2004 has been prepared as if the Refinancing Transaction that occurred in 2004 occurred on January 1, 2004. We believe the use of pro forma results for the periods covered in this report provides a more meaningful comparison of our results between the applicable periods. These results do not necessarily reflect the results that would have been obtained if we had completed the transactions described above on the dates indicated or that may be

expected in the future. See "Unaudited Pro Forma Financial Data." For a period to period comparison of our historical results of operations, see "—Historical Results of Operations."

	Pro Forma	
	Nine Months Ended September 30,	
	2003	2004
	(in millions)	
Revenues	\$ 6,885.2	\$ 8,357.7
Cost of goods sold	6,150.1	7,358.0
Gross profit	735.1	999.7
Operating expense	567.2	580.9
Restructuring, impairment and plant closing costs	44.3	202.4
Operating income	123.6	216.4
Interest expense, net	(433.5)	(439.8)
Loss on accounts receivable securitization program	(24.0)	(10.2)
Equity in income of unconsolidated affiliates	0.8	3.0
Other non-operating expense	(1.8)	(0.8)
Loss before income taxes and minority interest	(334.9)	(231.4)
Income tax benefit (expense)	2.4	25.7
Minority interests in subsidiaries' loss (income)	5.8	(1.1)
Cumulative effect of accounting change	—	—
Net loss	\$ (326.7)	\$ (206.8)
Interest expense, net	433.5	439.8
Income tax (benefit) expense	(2.4)	(25.7)
Depreciation and amortization	358.9	410.3
EBITDA(1)	\$ 463.3	\$ 617.6

- (1) EBITDA is defined as net income (loss) before interest, income taxes, depreciation and amortization. We believe that EBITDA enhances an investor's understanding of our financial performance and our ability to satisfy principal and interest obligations with respect to our indebtedness. However, EBITDA should not be considered in isolation or viewed as a substitute for net income, cash flow from operations or other measures of performance as defined by GAAP. Moreover, EBITDA as used herein is not necessarily comparable to other similarly titled measures of other companies due to potential inconsistencies in the method of calculation. Our management uses EBITDA to assess financial performance and debt service capabilities. In assessing financial performance, our management reviews EBITDA as a general indicator of economic performance compared to prior periods. Because EBITDA excludes interest, income taxes, depreciation and amortization, EBITDA provides an indicator of general economic performance that is not affected by debt restructurings, fluctuations in interest rates or effective tax rates, or levels of depreciation and amortization. Accordingly, our management believes this type of measurement is useful for comparing general operating performance from period to period and making certain related management decisions. EBITDA is also used by securities analysts, lenders and others in their evaluation of different companies because it excludes certain items that can vary widely across different industries or among companies within the same industry. For example, interest expense can be highly dependent on a company's capital structure, debt levels and credit ratings. Therefore, the impact of interest expense on earnings can vary significantly among companies. In addition, the tax positions of companies can vary because of their differing abilities to take advantage of tax benefits and because of the tax policies of the various jurisdictions in which they operate. As a

result, effective tax rates and tax expense can vary considerably among companies. Finally, companies employ productive assets of different ages and utilize different methods of acquiring and depreciating such assets. This can result in considerable variability in the relative costs of productive assets and the depreciation and amortization expense among companies. Our management also believes that our investors use EBITDA as a measure of our ability to service indebtedness as well as to fund capital expenditures and working capital requirements. Nevertheless, our management recognizes that there are material limitations associated with the use of EBITDA in the evaluation of our company as compared to net income, which reflects overall financial performance, including the effects of interest, income taxes, depreciation and amortization. EBITDA excludes interest expense. Because we have borrowed money in order to finance our operations, interest expense is a necessary element of our costs and ability to generate revenue. Therefore, any measure that excludes interest expense has material limitations. EBITDA also excludes taxes. Because the payment of taxes is a necessary element of our operations, any measure that excludes tax expense has material limitations. Finally, EBITDA excludes depreciation and amortization expense. Because we use capital assets, depreciation and amortization expense is a necessary element of our costs and ability to generate revenue. Therefore, any measure that excludes depreciation and amortization expense has material limitations. Our management compensates for the limitations of using EBITDA by using it to supplement GAAP results to provide a more complete understanding of the factors and trends affecting the business than GAAP results alone. Our management also uses other metrics to evaluate capital structure, tax planning and capital investment decisions. For example, our management uses credit ratings and net debt ratios to evaluate capital structure, effective tax rate by jurisdiction to evaluate tax planning, and payback period and internal rate of return to evaluate capital investments. Our management also uses trade working capital to evaluate its investment in receivables and inventory, net of payables.

We believe that net income (loss) is the performance measure calculated and presented in accordance with GAAP that is most directly comparable to EBITDA. We reconcile our net loss to EBITDA in the table above.

We believe that cash provided by (used in) operating activities is the liquidity measure calculated and presented in accordance with GAAP that is most directly comparable to EBITDA. For a reconciliation of historical EBITDA to our historical cash provided by (used in) operations, see "—Historical Results of Operations" below.

Included in EBITDA are the following unusual items of (expense) income:

Pro Forma		
Nine Months Ended September 30,		
	2003	2004
	(in millions)	
Early extinguishment of debt	\$ —	\$ (1.9)
Legal and contract settlement income (expense), net	(5.5)	(6.1)
Gain (loss) on accounts receivable securitization program	(24.0)	(10.2)
Asset write down	(5.8)	—
Reorganization costs	(27.5)	—
Cumulative effect of accounting change	—	—
Restructuring, impairment and plant closing (expense) income:		
Polyurethanes	\$ (22.2)	\$ (32.8)
Advanced Materials	—	—
Performance Products	(20.1)	(41.2)
Pigments	(1.1)	(111.7)
Polymers	(0.9)	(7.6)
Base Chemicals	—	(9.1)
Corporate and other	—	—
Total	\$ (44.3)	\$ (202.4)

**Nine months ended September 30, 2004 (Pro Forma) compared to nine months ended September 30, 2003 (Pro Forma)**

For the nine months ended September 30, 2004, we had a net loss of \$206.8 million on revenues of \$8,357.7 million compared to a net loss of \$326.7 million on revenues of \$6,885.2 million for the same period in 2003. The decrease of \$119.9 million in net loss was the result of the following items:

- Revenues for the nine months ended September 30, 2004 increased by \$1,472.5 million, or 21%, from the same period in 2003 due to higher average selling prices in all of our operating segments and higher sales volumes in our Polyurethanes, Advanced Materials, Pigments, Polymers and Base Chemicals segments. For details of our changes in selling prices and sales volumes from the prior period, see the discussion by operating segment below.
- Gross profit for the nine months ended September 30, 2004 increased by \$264.6 million, or 36%, from the same period in 2003. This increase, which occurred in all our segments except Performance Products, was mainly due to higher contribution margins as average selling prices increased more than raw material and energy costs in the 2004 period as compared to the same period in 2003.
- Operating expenses for the nine months ended September 30, 2004 increased by \$13.7 million, or 2%, from the same period in 2003. This increase was due in part to a \$53.8 million decrease in unallocated foreign exchange gains in the 2004 period. We also incurred reorganization costs of \$27.5 million in the nine months ended September 30, 2003 related to a number of cost reduction programs by the predecessor company of Advanced Materials. The remaining decrease of \$12.6 million in operating expenses was due primarily to cost savings resulting from our ongoing restructuring efforts.

- Restructuring and plant closing costs for the nine months ended September 30, 2004 increased by \$158.1 million to \$202.4 million from \$44.3 million in the same period in 2003. For further discussion of restructuring activities, see "—Restructuring and Plant Closing Costs" below.
- Net interest expense for the nine months ended September 30, 2004 increased by \$6.3 million, or 1%, from the same period in 2003. See "Unaudited Pro Forma Financial Data—Schedule of Pro Forma and Pro Forma As Adjusted Interest Expense Adjustments."
- In the nine months ended September 30, 2004, losses on our accounts receivable securitization program decreased \$13.8 million, or 58%, when compared with the same period in 2003. This decrease is mainly attributable to reduced losses on foreign currency hedge contracts in the 2004 period as compared to the 2003 period, primarily in response to an amendment to our accounts receivable securitization program that permits euro-denominated debt, thereby reducing the need for foreign currency hedge contracts.
- Income tax benefit increased by \$23.3 million to \$25.7 million for the nine months ended September 30, 2004 as compared to \$2.4 million for the same period in 2003. Our tax obligations are affected by the mix of income and losses in the tax jurisdictions in which we operate. Increased tax benefit was largely due to changes in pre-tax income. Substantially all non-U.S. operations of our Advanced Materials subsidiary are treated as branches for U.S. income tax purposes and are, therefore, subject to both U.S. and non-U.S. income tax. The U.S. tax implications of income from Advanced Materials operations are offset by other U.S. losses, which results in no U.S. tax expense or benefit, net of valuation allowances. Application of the statutory rate would result in a non-U.S. tax expense of approximately \$17 million on \$50.0 million of Advanced Materials pre-tax income. An additional \$15.3 million of tax expense was primarily the result of our recognizing losses in jurisdictions where little or no tax benefit was provided. In addition, we recognized a \$55.0 million benefit attributable to non-Advanced Materials foreign operations. In particular, during the nine months ended September 30, 2004 we recognized non-recurring benefits in Spain, France and Holland of approximately \$27 million associated with enacted changes in tax rates, the settlement of tax authority examinations and the reversal of previously established valuation allowances. In addition, we recognized approximately \$24 million of benefit from losses in jurisdictions not subject to valuation allowances as well as treaty negotiated reductions in statutory rates.

The following table sets forth the revenues and EBITDA for each of our operating segments:

	Pro Forma			
	Nine Months Ended September 30,			
	2003	2004	% Change	
	(in millions)			
Revenues				
Polyurethanes	\$ 1,718.1	\$ 2,117.4	23%	
Advanced Materials	790.5	866.4	10%	
Performance Products	1,266.3	1,399.7	11%	
Pigments	752.5	794.7	6%	
Polymers	847.7	1,019.6	20%	
Base Chemicals	1,954.2	2,755.8	41%	
Eliminations	(444.1)	(595.9)	34%	
Total	\$ 6,885.2	\$ 8,357.7	21%	
Segment EBITDA				
Polyurethanes	\$ 157.1	\$ 270.7	72%	
Advanced Materials	(4.7)	121.3	NM	
Performance Products	90.3	82.9	(8)%	
Pigments	88.3	(53.6)	NM	
Polymers	53.4	45.6	(15)%	
Base Chemicals	55.8	204.8	267%	
Corporate and other	23.1	(54.1)	NM	
Total	\$ 463.3	\$ 617.6	33%	

NM—Not meaningful

#### ***Polyurethanes***

For the nine months ended September 30, 2004, Polyurethanes revenues increased by \$399.3 million, or 23%, from the same period in 2003, primarily from higher average selling prices and higher sales volumes for MDI. MDI revenues increased by 30%, resulting from 16% higher sales volumes and 12% higher average selling prices. The increase in MDI average selling prices resulted principally from improved market demand coupled with tighter supply, stronger major European currencies versus the U.S. dollar and in response to higher raw material and energy costs. Higher MDI volumes reflect further extension of markets for MDI and recent improvements in global economic conditions.

For the nine months ended September 30, 2004, Polyurethanes segment EBITDA increased by \$113.6 million, or 72%, from the same period in 2003. Excluding restructuring charges, increased segment EBITDA of \$124.2 million resulted mainly from higher contribution margins as average selling prices increased more than raw material and energy costs. For the nine months ended September 30, 2003 and 2004, restructuring charges of \$22.2 million and \$32.8 million, respectively, were included in segment EBITDA.

### ***Advanced Materials***

On a pro forma basis, Advanced Materials revenues for the nine months ended September 30, 2004 increased by \$75.9 million, or 10%, from the same period in 2003. Higher revenues were attributable to a 10% increase in average selling prices, with stable sales volumes. Average selling prices were higher due to price increase initiatives in certain markets in response to improved demand, higher raw material costs and the effect of the strength of the major European currencies versus the U.S. dollar.

For the nine months ended September 30, 2004, Advanced Materials segment EBITDA increased by \$126.0 million to \$121.3 million from a loss of \$4.7 million for the same period in 2003. The 2003 period includes reorganization costs of \$27.5 million and foreign currency losses of \$33.8 million related to the debt structure of Advanced Materials' predecessor. The remaining \$64.7 million increase in segment EBITDA was primarily due to higher contribution margins as average selling prices increased more than raw material costs.

### ***Performance Products***

For the nine months ended September 30, 2004, Performance Products revenues increased by \$133.4 million, or 11%, from the same period in 2003 primarily as a result of higher average selling prices for all products, offset somewhat by lower sales volumes in certain product lines. Overall, average selling prices increased by 14% in response to higher raw material and energy costs, improved market conditions and the strength of European and Australian currencies versus the U.S. dollar. The 3% decrease in sales volumes resulted principally from lower amine and surfactants sales. The reduction in surfactants sales volumes was due to reduced customer demand in certain product lines and increased competition in the marketplace.

For the nine months ended September 30, 2004, Performance Products segment EBITDA decreased by \$7.4 million, or 8%, from the same period in 2003, resulting primarily from higher restructuring charges. During the nine months ended September 30, 2004, we recorded restructuring charges of \$41.2 million related to workforce reductions at several of our European surfactants locations and the closure of our Guelph, Canada, Queeny, Missouri and Austin, Texas facilities. In the same period in 2003, we recorded a \$20.1 million restructuring charge mainly related to the closure of a number of units at our Whitehaven, U.K. facility. Excluding restructuring charges, EBITDA for the nine months ended September 30, 2004 increased by \$13.7 million compared to the same period in 2003. This increase was the result of higher contribution margins as average selling prices more than offset the increase in raw materials and energy costs.

### ***Pigments***

For the nine months ended September 30, 2004, Pigments segment revenues increased by \$42.2 million, or 6%, from the same period in 2003, resulting from a 3% increase in sales volumes and a 2% increase in average selling prices. The growth in sales volumes was primarily due to increased demand in Asia. Average selling prices benefited from the strengthening of major European currencies versus the U.S. dollar.

Pigments segment EBITDA for the nine months ended September 30, 2004 decreased by \$141.9 million to a loss of \$53.6 million from \$88.3 million for the same period in 2003. The decrease in segment EBITDA is mainly due to restructuring and plant closing costs of \$111.7 million and charges of \$14.9 million relating to the payment of costs and settlement amounts for claims relating to discoloration of nonplasticized polyvinyl chloride products allegedly caused by our titanium dioxide ("Discoloration Claims") recorded in the 2004 period. The remaining segment EBITDA increase of \$16.4 million was primarily due to higher revenues (as discussed above), which were only partially offset by higher costs resulting from the strengthening of the major European currencies versus the U.S.

dollar. During the nine months ended September 30, 2003 and 2004, our Pigments segment recorded restructuring charges of \$1.1 million and \$111.7 million, respectively.

### ***Polymers***

For the nine months ended September 30, 2004, Polymers revenues increased by \$171.9 million, or 20%, from the same period in 2003 due mainly to 15% higher average selling prices and 5% higher sales volumes. Higher average selling prices were primarily in response to higher raw material and energy costs while sales volumes increased principally as a result of stronger customer demand.

For the nine months ended September 30, 2004, Polymers segment EBITDA decreased by \$7.8 million, or 15%, from the same period in 2003. The decrease in segment EBITDA was primarily due to a \$7.6 million restructuring charge related to the closure of an Australian manufacturing unit. Higher revenues for the nine months ended September 30, 2004 were offset by increased raw material prices.

### ***Base Chemicals***

For the nine months ended September 30, 2004, Base Chemicals revenues increased \$801.6 million, or 41%, from the same period in 2003 due mainly to a 30% increase in average selling prices and an 8% increase in sales volumes. Higher average selling prices were primarily in response to higher raw material and energy costs and the strengthening of major European currencies versus the U.S. dollar. Sales volumes increased for all key products, driven by increased sales volumes of ethylene, propylene and cyclohexane of 6%, 12% and 12%, respectively, principally as a result of increased demand.

For the nine months ended September 30, 2004, Base Chemicals segment EBITDA increased by \$149.0 million, or 267%, from the same period in 2003 primarily as a result of higher contribution margins as average selling prices increased more than raw material and energy costs. EBITDA for the nine months ended September 30, 2004 included \$9.1 million of restructuring charges related to workforce reductions primarily at our Wilton and North Tees, U.K. facilities.

### ***Corporate and Other***

Corporate and other items includes unallocated corporate overhead, unallocated foreign exchange gains and losses, loss on the sale of accounts receivable, other non-operating income and expense and minority interest in subsidiaries' loss. For the nine months ended September 30, 2004, EBITDA from corporate and other items decreased by \$77.2 million to a loss of \$54.1 million from \$23.1 million for the same period in 2003. Lower EBITDA resulted primarily from a negative impact from unallocated foreign currency gains and losses in the nine months ended September 30, 2004 as compared to the comparable period in 2003.

### **Historical Results of Operations**

The businesses of our predecessor Huntsman Holdings, LLC underwent significant changes as a result of a number of transactions. In our historical financial data, HHH is accounted for using the equity method of accounting through April 30, 2003. Effective May 1, 2003, as a result of the HHH Consolidation Transaction, we have consolidated the financial results of HHH. Effective July 1, 2003, as a result of the AdMat Transaction, we have consolidated the financial results of Advanced Materials. Effective September 30, 2002, as a result of the HLLC Restructuring, we have consolidated the financial results of Huntsman Chemical Company Australia Pty Ltd. ("HCCA"). See Note 1 to the Consolidated Financial Statements of Huntsman Holdings, LLC included elsewhere in this prospectus for a discussion of the HLLC Restructuring. As a result, the financial information as of and for the year ended December 31, 2003 is not comparable to the prior years' historical financial data presented

herein, and the financial information as of and for the nine months ended September 30, 2004 is not comparable to the financial information as of and for the nine months ended September 30, 2003.

	Year Ended December 31,				Nine Months Ended September 30,	
	Historical			Pro Forma	Historical	
	2001	2002	2003	2003	2003	2004
(in millions)						
Revenues	\$ 2,757.4	\$ 2,661.0	\$ 7,080.9	\$ 9,252.4	\$ 4,711.1	\$ 8,357.7
Cost of goods sold	2,666.6	2,421.0	6,373.1	8,255.1	4,258.7	7,358.0
Gross profit	90.8	240.0	707.8	997.3	452.4	999.7
Operating expense	211.7	174.7	493.4	732.2	333.3	580.9
Restructuring, impairment and plant closing costs (credit)	588.5	(1.0)	37.9	55.0	27.2	202.4
Operating (loss) income	(709.4)	66.3	176.5	210.1	91.9	216.4
Interest expense, net	(239.3)	(181.9)	(409.1)	(578.7)	(260.7)	(459.5)
Loss on sale of accounts receivable	(5.9)	—	(20.4)	(32.4)	(11.9)	(10.2)
Equity in (loss) income of unconsolidated affiliates	(86.8)	(31.4)	(37.5)	1.5	(38.2)	3.0
Other (expense) income	0.6	(7.6)	—	(2.2)	0.4	(0.8)
Loss before income tax benefit and minority interests	(1,040.8)	(154.6)	(290.5)	(401.7)	(218.5)	(251.1)
Income tax benefit (expense)	184.9	(8.5)	(30.8)	(32.1)	3.8	25.7
Minority interests in subsidiaries' loss (income)	13.1	(28.8)	1.5	6.8	0.5	(1.1)
Cumulative effect of accounting changes	0.1	169.7	—	—	—	—
Net loss	\$ (842.7)	\$ (22.2)	\$ (319.8)	\$ (427.0)	\$ (214.2)	\$ (226.5)
Interest expense, net	239.3	181.9	409.1	578.7	260.7	459.5
Income tax (benefit) expense	(184.9)	8.5	30.8	32.1	(3.8)	(25.7)
Depreciation and amortization	197.5	152.7	353.4	479.7	230.5	410.3
EBITDA(1)	\$ (590.8)	\$ 320.9	\$ 473.5	\$ 663.5	\$ 273.2	\$ 617.6
Net cash provided by (used in) operating activities	(287.0)	88.7	225.4		(36.8)	55.9
Net cash (used in) provided by investing activities	86.2	(24.5)	(908.5)		(842.1)	(160.7)
Net cash provided by (used in) financing activities	182.2	(93.0)	786.7		947.7	128.2

- (1) EBITDA is defined as net income (loss) before interest, income taxes, depreciation and amortization. We believe that EBITDA enhances an investor's understanding of our financial performance and our ability to satisfy principal and interest obligations with respect to our indebtedness. However, EBITDA should not be considered in isolation or viewed as a substitute for net income, cash flow from operations or other measures of performance as defined by GAAP. Moreover, EBITDA as used herein is not necessarily comparable to other similarly titled measures of other companies due to potential inconsistencies in the method of calculation. Our management uses EBITDA to assess financial performance and debt service capabilities. In assessing financial performance, our management reviews EBITDA as a general indicator of economic performance compared to prior periods. Because EBITDA excludes interest, income taxes, depreciation and amortization, EBITDA provides an indicator of general economic performance that is not affected

by debt restructurings, fluctuations in interest rates or effective tax rates, or levels of depreciation and amortization. Accordingly, our management believes this type of measurement is useful for comparing general operating performance from period to period and making certain related management decisions. EBITDA is also used by securities analysts, lenders and others in their evaluation of different companies because it excludes certain items that can vary widely across different industries or among companies within the same industry. For example, interest expense can be highly dependent on a company's capital structure, debt levels and credit ratings. Therefore, the impact of interest expense on earnings can vary significantly among companies. In addition, the tax positions of companies can vary because of their differing abilities to take advantage of tax benefits and because of the tax policies of the various jurisdictions in which they operate. As a result, effective tax rates and tax expense can vary considerably among companies. Finally, companies employ productive assets of different ages and utilize different methods of acquiring and depreciating such assets. This can result in considerable variability in the relative costs of productive assets and the depreciation and amortization expense among companies. Our management also believes that our investors use EBITDA as a measure of our ability to service indebtedness as well as to fund capital expenditures and working capital requirements. Nevertheless, our management recognizes that there are material limitations associated with the use of EBITDA in the evaluation of our company as compared to net income, which reflects overall financial performance, including the effects of interest, income taxes, depreciation and amortization. EBITDA excludes interest expense. Because we have borrowed money in order to finance our operations, interest expense is a necessary element of our costs and ability to generate revenue. Therefore, any measure that excludes interest expense has material limitations. EBITDA also excludes taxes. Because the payment of taxes is a necessary element of our operations, any measure that excludes tax expense has material limitations. Finally, EBITDA excludes depreciation and amortization expense. Because we use capital assets, depreciation and amortization expense is a necessary element of our costs and ability to generate revenue. Therefore, any measure that excludes depreciation and amortization expense has material limitations. Our management compensates for the limitations of using EBITDA by using it to supplement GAAP results to provide a more complete understanding of the factors and trends affecting the business than GAAP results alone. Our management also uses other metrics to evaluate capital structure, tax planning and capital investment decisions. For example, our management uses credit ratings and net debt ratios to evaluate capital structure, effective tax rate by jurisdiction to evaluate tax planning, and payback period and internal rate of return to evaluate capital investments. Our management also uses trade working capital to evaluate its investment in receivables and inventory, net of payables.

We believe that net income (loss) is the performance measure calculated and presented in accordance with GAAP that is most directly comparable to EBITDA and that cash provided by (used in) operating activities is the liquidity measure calculated and presented in accordance with

GAAP that is most directly comparable to EBITDA. The following table reconciles EBITDA to our net loss and to our cash provided by (used in) operations:

	Year Ended December 31,					
	Historical			Pro Forma	Nine Months Ended September 30,	
	2001	2002	2003	2003	2003	2004
	(in millions)					
EBITDA	\$ (590.8)	\$ 320.9	\$ 473.5	\$ 663.5	\$ 273.2	\$ 617.6
Depreciation and amortization expense	(197.5)	(152.7)	(353.4)	(479.7)	(230.5)	(410.3)
Interest expense, net	(239.3)	(181.9)	(409.1)	(578.7)	(260.7)	(459.5)
Income tax benefit (expense)	184.9	(8.5)	(30.8)	(32.1)	3.8	25.7
Net loss	(842.7)	(22.2)	(319.8)	(427.0)	(214.2)	(226.5)
Cumulative effect of accounting changes	(0.1)	(169.7)	—	—	—	—
Equity in losses (income) of investment in unconsolidated affiliates	86.8	31.4	37.5	—	38.2	(3.0)
Depreciation and amortization expense	197.5	152.7	353.4	—	230.5	410.3
Noncash restructuring, plant closing and asset impairment charges (credits)	528.2	(5.3)	9.7	—	12.3	109.0
Noncash interest (including interest on affiliate debt)	10.4	(5.5)	90.7	—	44.5	118.0
Deferred income taxes	(184.5)	—	(3.6)	—	(27.8)	(55.8)
Unrealized gains on foreign currency transactions	—	—	(58.3)	—	(17.4)	(26.1)
Other, net	(4.3)	34.2	12.2	—	6.3	6.4
Changes in operating assets and liabilities (net of acquisitions)	(78.3)	73.1	103.6	—	(109.2)	(276.4)
Net cash (used in) provided by operating activities	\$ (287.0)	\$ 88.7	\$ 225.4	—	\$ (36.8)	\$ 55.9

**Nine months ended September 30, 2004 (Historical) compared to nine months ended September 30, 2003 (Historical)**

For the nine months ended September 30, 2004, we had a net loss of \$226.5 million on revenues of \$8,357.7 million compared to a net loss of \$214.2 million on revenues of \$4,711.1 million for the same period in 2003. The increase of \$12.3 million in net loss was the result of the following items:

- Revenues for the nine months ended September 30, 2004 increased by \$3,646.6 million, or 77%, to \$8,357.7 million from \$4,711.1 million during the same period in 2003. Approximately 60% of this increase was due to our consolidation of HIH following the HIH Consolidation Transaction effective May 1, 2003 and our ownership of Advanced Materials following the AdMat Transaction on June 30, 2003, in each case for the entire period in 2004. The remaining approximately 40% of the increase was due to higher average selling prices in all our operating segments and higher sales volumes in our Polyurethanes, Advanced Materials, Pigments, Polymers and Base Chemicals segments. For details of the changes in selling prices and sales volumes from the prior year, please see our discussion by operating segment below.
- Gross profit for the nine months ended September 30, 2004 increased by \$547.3 million, or 121%, to \$999.7 million from \$452.4 million in the same period in 2003. Approximately 52% of

this increase was due to our consolidation of HIH following the HIH Consolidation Transaction effective May 1, 2003 and our ownership of Advanced Materials following the AdMat Transaction on June 30, 2003, in each case for the entire period in 2004. The remaining approximately 48% of the increase was due to higher contribution margins as average selling prices increased more than raw material and energy costs in 2004 as compared with the same period in 2003.

- Operating expenses for the nine months ended September 30, 2004 increased by \$247.6 million, or 74%, to \$580.9 million from \$333.3 million in the same period in 2003. Approximately 94% of this increase was due to our consolidation of HIH following the HIH Consolidation Transaction effective May 1, 2003 and our ownership of Advanced Materials following the AdMat Transaction on June 30, 2003, in each case for the entire period in 2004.
- Restructuring, impairment and plant closing costs for the nine months ended September 30, 2004 increased by \$175.2 million to \$202.4 million from \$27.2 million in the same period in 2003. This increase was in part due to our consolidation of HIH for the entire period in 2004 following the HIH Consolidation Transaction effective May 1, 2003. For the nine months ended September 30, 2004, our Polyurethanes segment recorded charges of \$24.8 million related to workforce reductions at our Everberg, Belgium, West Deptford, New Jersey and Rozenburg, Netherlands sites; our Advanced Materials segment recorded no charges as charges for its restructuring activities were recorded in Advanced Materials' opening balance sheet; our Performance Products segment recorded charges of \$41.2 million primarily related the closure of our Guelph, Canada facility and a workforce reduction across all locations in our European surfactants business; our Pigments segment recorded charges of \$111.7 million related to the idling of manufacturing units at Umbogintwini, South Africa and Grimsby, U.K. and the related workforce reductions; our Polymers segment recorded charges of \$7.6 million related to the closure of a manufacturing unit in Australia; and our Base Chemicals segment recorded restructuring charges of \$9.1 million primarily related to workforce reductions and a change in work shift schedules at our Wilton and North Tees, U.K. facilities.
- Net interest expense for the nine months ended September 30, 2004 increased by \$198.8 million to \$459.5 million from \$260.7 million for the same period in 2003. Approximately 97% of this increase was due to our consolidation of HIH following the HIH Consolidation Transaction effective May 1, 2003 and our ownership of Advanced Materials following the AdMat Transaction on June 30, 2003, in each case for the entire period in 2004.
- Loss on HI's accounts receivable securitization program decreased \$1.7 million, or 14%, to a loss of \$10.2 million for the nine months ended September 30, 2004 as compared to a loss of \$11.9 million for 2003. Losses on the accounts receivable securitization program include the discount on receivables sold into the program, fees and expenses associated with the program and gains (losses) on foreign currency hedge contracts mandated by the terms of the program to hedge currency exposures on the collateral supporting the off-balance sheet debt issued.
- Income tax benefit increased by \$21.9 million to a benefit of \$25.7 million for the nine months ended September 30, 2004 as compared to income tax benefit of \$3.8 million for the nine months ended September 30, 2003. Our tax obligations are affected by the mix of income and losses in the tax jurisdictions in which we operate. Increased tax benefit was largely due to changes in pre-tax income. Substantially all non-U.S. operations of our Advanced Materials subsidiary are treated as branches for U.S. income tax purposes and are, therefore, subject to both U.S. and non-U.S. income tax. The U.S. tax implications of income from Advanced Materials operations are offset by other U.S. losses, which results in no U.S. tax expense or benefit, net of valuation allowances. Application of the statutory rate would result in a non-U.S. tax expense of approximately \$17 million on \$50.0 million of Advanced Materials pre-tax

income. An additional \$15.3 million of tax expense was primarily the result of our recognizing losses in jurisdictions where little or no tax benefit was provided. In addition, we recognized a \$55.0 million benefit attributable to non-Advanced Materials foreign operations. In particular, during the nine months ended September 30, 2004 we recognized non-recurring benefits in Spain, France and Holland of approximately \$27 million associated with enacted changes in tax rates, the settlement of tax authority examinations and the reversal of previously established valuation allowances. In addition, we recognized approximately \$24 million of benefit from losses in jurisdictions not subject to valuation allowances as well as treaty negotiated reductions in statutory rates.

The following table sets forth certain financial information for each of our operating segments:

	Historical		
	Nine Months Ended September 30,		
	2003	2004	% Change
	(in millions)		
<b>Revenues</b>			
Polyurethanes	\$ 983.3	\$ 2,117.4	115%
Advanced Materials	258.7	866.4	235%
Performance Products	1,084.4	1,399.7	29%
Pigments	421.6	794.6	88%
Polymers	847.7	1,019.6	20%
Base Chemicals	1,467.0	2,755.8	88%
Eliminations	(351.6)	(595.9)	69%
<b>Total</b>	<b>\$ 4,711.1</b>	<b>\$ 8,357.7</b>	<b>77%</b>
<b>Segment EBITDA</b>			
Polyurethanes	\$ 99.8	\$ 270.7	171%
Advanced Materials	19.5	121.3	522%
Performance Products	87.7	82.9	(5)%
Pigments	47.6	(53.6)	NM
Polymers	53.4	45.6	(15)%
Base Chemicals	24.8	204.8	726%
Corporate and other	(59.6)	(54.1)	(9)%
<b>Total EBITDA</b>	<b>\$ 273.2</b>	<b>\$ 617.6</b>	<b>126%</b>

NM—Not Meaningful

### ***Polyurethanes***

For the nine months ended September 30, 2004, Polyurethanes revenues increased by \$1,134.1 million, or 115.5%, from the same period in 2003. Approximately 65% of this increase was due to our consolidation of HIH for the entire period in 2004 following the HIH Consolidation Transaction effective May 1, 2003. The remaining approximately 35% increase in Polyurethanes revenues was primarily due to higher average selling prices and higher sales volumes for MDI. MDI revenues increased by approximately 31%, resulting from approximately 15% higher sales volumes and approximately 16% higher average selling prices. The increase in MDI average selling prices resulted principally from improved market demand coupled with tighter supply, stronger major European currencies versus the U.S. dollar and in response to higher raw material and energy costs. Higher MDI volumes reflect further extensions of markets for MDI and recent improvements in global economic conditions.

For the nine months ended September 30, 2004, Polyurethanes segment EBITDA increased by \$170.9 million, or 171%, to \$270.7 million from \$99.8 million for the same period in 2003, approximately 34% of which was due to our consolidation of HIH for the entire period in 2004 following the HIH Consolidation Transaction effective May 1, 2003. The remaining approximately 66% of the increase, exclusive of restructuring costs, of \$141.2 million resulted mainly from higher contribution margins as average selling prices increased more than raw materials and energy costs. For the nine months ended September 2003 and 2004, restructuring charges of \$5.2 million and \$32.8 million, respectively, were included in segment EBITDA.

#### ***Advanced Materials***

Advanced Materials revenues for the nine months ended September 30, 2004 increased by \$607.7 million, or 235%, from the same period in 2003. Approximately 88% of the increase was attributable to our ownership of Advanced Materials for the entire period in 2004 following the AdMat Transaction on June 30, 2003. The remaining approximately 12% increase in revenues for 2004 as compared to 2003 was due to an approximately 9% increase in average selling prices and an approximately 4% increase in sales volumes. Average selling prices were higher due to improved demand in certain markets in response to higher raw material costs and, in part, to the strength of the major European currencies versus the U.S. dollar.

For the nine months ended September 30, 2004, Advanced Materials segment EBITDA increased by \$101.8 million to \$121.3 million from \$19.5 million for the same period of 2003. Approximately 24% of the increase was attributable to our ownership of Advanced Materials for the entire period in 2004 following the AdMat Transaction on June 30, 2003. The remaining approximately 76% increase in segment EBITDA was primarily due to higher contribution margins as average selling prices increased more than raw material costs.

#### ***Performance Products***

For the nine months ended September 30, 2004, Performance Products revenues increased by \$315.3 million, or 29%, from the same period in 2003. Approximately 58% of this increase was due to our consolidation of HIH for the entire period in 2004 following the HIH Consolidation Transaction effective May 1, 2003. The remaining increase in revenues resulted primarily from higher average selling prices for all products, offset somewhat by lower sales volumes in certain product lines. Overall, average selling prices increased by approximately 14% in response to higher raw material and energy costs, improved market conditions and the strength of the Australian dollar versus the U.S. dollar. An approximately 1% decrease in sales volumes resulted principally from lower sales volumes of amines and surfactants. The reduction in surfactants sales volumes was due principally to increased competition in the marketplace.

For the nine months ended September 30, 2004, Performance Products segment EBITDA decreased by \$4.8 million, or 5%, to \$82.9 million from \$87.7 million for the same period in 2003, approximately 54% of which was due to our consolidation of HIH for the entire period in 2004 following the HIH Consolidation Transaction effective May 1, 2003. The remaining decrease in EBITDA resulted primarily from restructuring charges. During the nine months ended September 30, 2004, HLLC recorded restructuring charges of \$23.3 million related primarily to the closure of our Guelph, Canada, Queeny, Missouri and Austin, Texas facilities. Exclusive of these restructuring costs, EBITDA increased by approximately \$21.1 million, most of which resulted from higher contribution margins as average selling prices increased more than raw material and energy costs.

### ***Pigments***

For the nine months ended September 30, 2004, Pigments revenues increased by \$373.0 million, or 88%, from the same period in 2003. Approximately 89% of this increase was due to our consolidation of HII for the entire period in 2004 following the HII Consolidation Transaction effective May 1, 2003. The remaining approximately 11% of the increase in revenues was due to approximately 5% higher sales volumes and approximately 1% higher average sales prices. The growth in sales volumes was primarily due to increased demand in Asia. Average selling prices benefited from the strength of major European currencies versus the U.S. dollar.

Pigments segment EBITDA for the nine months ended September 30, 2004 decreased by \$101.2 million to a loss of \$53.6 million from income of \$47.6 million for the same period in 2003, due primarily to increased restructuring expenses. During the nine months ended September 30, 2004 and 2003, our Pigments segment recorded restructuring and asset impairment charges of \$111.7 million and \$1.1 million, respectively.

### ***Polymers***

For the nine months ended September 30, 2004, Polymers revenues increased by \$171.9 million, or 20%, to \$1,019.6 million from \$847.7 million the same period in 2003 due mainly to approximately 15% higher average selling prices and approximately 5% higher sales volumes. Higher average selling prices were primarily in response to higher raw material and energy costs while sales volumes increased principally as a result of stronger customer demand.

For the nine months ended September 30, 2004, Polymers segment EBITDA decreased by \$7.8 million to \$45.6 million from \$53.4 million for the same period in 2003. The decrease in segment EBITDA was primarily due to a \$7.6 million restructuring charge related to the closure of an Australian manufacturing unit. Higher average selling prices were offset by higher raw material costs.

### ***Base Chemicals***

For the nine months ended September 30, 2004, Base Chemicals revenues increased \$1,288.8 million, or 88%, from the same period in 2003. Approximately 38% of this increase was due to our consolidation of HII for the entire period in 2004 following the HII Consolidation Transaction effective May 1, 2003. The remaining increase in revenue is due to approximately 51% higher average selling prices and approximately 3% higher sales volumes. Higher average selling prices were primarily in response to higher raw material and energy costs. Sales volumes increases were principally the result of increased demand.

For the nine months ended September 30, 2004, Base Chemicals segment EBITDA increased by \$180.0 million to \$204.8 million from \$24.8 million for the same period in 2003, approximately 17% of which was due to our consolidation of HII for the entire period in 2004 following the HII Consolidation Transaction effective May 1, 2003. The remaining increase in EBITDA was primarily a result of higher contribution margins as average selling prices increased more than raw material and energy costs.

### ***Corporate and Other***

Corporate and other items includes unallocated corporate overhead, unallocated foreign exchange gains and losses, loss on the sale of accounts receivable, other non-operating income and expense and minority interest in subsidiaries' loss. For the nine months ended September 30, 2004, EBITDA from corporate and other items increased by \$5.5 million to a loss of \$54.1 million from loss of \$59.6 million for the same period in 2003.

## Year Ended December 31, 2003 (Historical) Compared to Year Ended December 31, 2002 (Historical)

For the year ended December 31, 2003, we had a net loss of \$319.8 million on revenues of \$7,080.9 million, compared to net loss of \$22.2 million on revenues of \$2,661.0 million for 2002. The decrease of \$297.6 million in net income was the result of the following items:

- Revenues for the year ended December 31, 2003 increased by \$4,419.9 million to \$7,080.9 million from \$2,661.0 million during 2002. Approximately 87% of this increase was due to our consolidation of HIH following the HIH Consolidation Transaction effective May 1, 2003 and our ownership of Advanced Materials following the AdMat Transaction on June 30, 2003, in each case for the remainder of 2003. The remaining approximately 13% of the increase was due to higher average selling prices in all of our segments and higher sales volumes in our Performance Products and Polymers segments. For details of our changes in selling prices and sales volumes from the prior year, please see our discussion by operating segment below. Pro forma revenues for the year ended December 31, 2003 were \$9,252.4 million.
- Gross profit for the year ended December 31, 2003 increased by \$467.8 million to \$707.8 million from \$240.0 million in 2002. This increase was due to our consolidation of HIH following the HIH Consolidation Transaction effective May 1, 2003 and our ownership of Advanced Materials following the AdMat Transaction on June 30, 2003, in each case for the remainder of 2003. Excluding the impact of the HIH Consolidation Transaction and the AdMat Transaction, gross profit declined by approximately 11%. This decrease was primarily attributable to lower contribution margins as average selling prices decreased more than raw material and energy costs. Pro forma gross profit for the year ended December 31, 2003 was \$997.3 million.
- Operating expenses for the year ended December 31, 2003 increased by \$318.7 million to \$493.4 million from \$174.7 million in 2002. This increase was due to our consolidation of HIH following the HIH Consolidation Transaction effective May 1, 2003 and our ownership of Advanced Materials following the AdMat Transaction on June 30, 2003, in each case for the remainder of 2003. Excluding the impact of the HIH Consolidation Transaction and the AdMat Transaction, operating expenses declined by approximately 10%. This decline was primarily due to reorganization costs of \$18.6 million incurred in 2002. Pro forma operating expenses for the year ended December 31, 2003 were \$732.2 million.
- During the year ended December 31, 2003, we recorded restructuring, plant closing and asset impairment charges of \$37.9 million. The majority of these costs were incurred in our Polyurethanes and Performance Products segments. Our Polyurethanes segment recorded restructuring charges in connection with the integration of our global flexible products unit into our urethane specialties unit and various cost initiatives at our Rozenburg, Netherlands manufacturing site. Our Performance Products segment recorded restructuring charges relating to the closure of certain production units at our Whitehaven, U.K. facility, the closure of an administrative office in London, U.K., the rationalization of a surfactants technical center in Oldbury, U.K. and the restructuring of our Barcelona, Spain facility. We also reversed \$2.4 million of prior years' restructuring charges accrued in connection with our manufacturing operations at our Base Chemicals segment's Jefferson County, Texas facilities to reflect actual cash paid. Pro forma restructuring, impairment and plant closing costs for the year ended December 31, 2003 were \$55.0 million.
- Net interest expense for the year ended December 31, 2003 increased by \$227.2 million to \$409.1 million from \$181.9 million for 2002. This increase was entirely due to our consolidation of HIH following the HIH Consolidation Transaction effective May 1, 2003 and our ownership of Advanced Materials following the AdMat Transaction on June 30, 2003, in each case for the remainder of 2003. Excluding the impact of the HIH Consolidation Transaction and the AdMat Transaction, net interest expense decreased to \$150.3 million. The decrease was primarily due to

a net reduction of debt as a consequence of our restructuring, which was completed on September 30, 2002. Pro forma net interest expense for the year ended December 31, 2003 was \$578.4 million.

- Loss on HI's accounts receivable securitization program increased \$20.4 million to a loss of \$20.4 million for the year ended December 31, 2003 as compared to a loss of \$0.0 million for 2002. This increase was entirely due to our consolidation of HIH for the remainder of 2003 following the HIH Consolidation Transaction effective May 1, 2003. Losses on the accounts receivable securitization program include the discount on receivables sold into the program, fees and expenses associated with the program and gains (losses) on foreign currency hedge contracts mandated by the terms of the program to hedge currency exposures on the collateral supporting the off-balance sheet debt issued. Pro forma loss on sale of accounts receivable for the year ended December 31, 2003 was \$32.4 million.
- Income tax expense increased \$22.3 million to an expense of \$30.8 million for the year ended December 31, 2003 as compared to an expense of \$8.5 million for 2002. This increase was primarily due to our consolidation of HIH following the HIH Consolidation Transaction effective May 1, 2003 and our ownership of Advanced Materials following the AdMat Transaction on June 30, 2003, in each case for the remainder of 2003. Excluding the impact of the HIH Consolidation Transaction and the AdMat Transaction, income tax expense increased by 89%. Our tax obligations are affected by the mix of income and losses in the tax jurisdictions in which we operate. Pro forma income tax expense for the year ended December 31, 2003 was \$32.1 million.
- Minority interest in subsidiary losses decreased by \$30.3 million to income of \$1.5 million for the year ended December 31, 2003 as compared to a loss of \$28.8 million for 2002. This decrease was due to our consolidation of HIH for the remainder of 2003 following the HIH Consolidation Transaction effective May 1, 2003. We had no minority interests in subsidiaries prior to the HIH Consolidation Transaction. Pro forma minority interest in subsidiaries' income for the year ended December 31, 2003 was \$6.8 million.
- Cumulative effect of accounting changes resulted in an increase to net income of \$169.7 million for the year ended December 31, 2002. This increase was due to the effects of the initial adoption of SFAS No. 141 "*Business Combinations*." The adoption of SFAS No. 141 resulted in the increase in the carrying value of our investment in HIH to reflect our proportionate share of the underlying assets. Effective June 30, 1999, Huntsman Specialty, our consolidated subsidiary, transferred its PO business to HIH. The transfer of our PO business was recorded at the net book value of the assets and liabilities transferred. The carrying value of our investment in HIH was less than our proportionate share of the underlying net assets of HIH at December 31, 2001 by approximately \$176.1 million. Prior to the adoption of SFAS No. 141, this difference was being accreted to income over a 20-year period.

The following table sets forth certain financial information for each of our operating segments:

	Historical			
	Year Ended December 31,			Pro Forma Year Ended December 31, 2003
	2002	2003	% Change	
	(in millions)			
Revenues				
Polyurethanes	\$ —	\$ 1,562.4	NM	\$ 2,297.5
Advanced Materials	—	517.8	NM	1,049.6
Performance Products	1,028.2	1,507.7	47%	1,689.6
Pigments	—	678.9	NM	1,009.9
Polymers	840.2	1,155.5	38%	1,155.5
Base Chemicals	996.2	2,152.7	116%	2,639.9
Eliminations	(203.6)	(494.1)	143%	(589.6)
Total	\$ 2,661.0	\$ 7,080.9	166%	\$ 9,252.4
Segment EBITDA(1)				
Polyurethanes	\$ —	\$ 176.0	NM	\$ 233.4
Advanced Materials	—	38.6	NM	48.2
Performance Products	164.4	125.6	(24)%	128.3
Pigments	—	64.7	NM	105.4
Polymers	74.7	80.8	8%	80.8
Base Chemicals	44.7	40.7	(9)%	71.7
Corporate and other	(132.6)	(52.9)	60%	(4.3)
Total	\$ 151.2	\$ 473.5	213%	\$ 663.5

- (1) Segment EBITDA is defined as net income (loss) from continuing operations before interest, income taxes and depreciation and amortization. Segment EBITDA for the year ended December 31, 2002 excludes the impacts of a cumulative effect of accounting change credit of \$169.7 million.

#### *Polyurethanes*

For the year ended December 31, 2003, Polyurethanes revenues increased by \$1,562.4 million to \$1,562.4 million from \$0.0 million for 2002. The increase was the result of our consolidation of HIH for the remainder of 2003 following the HIH Consolidation Transaction effective May 1, 2003. Pro forma Polyurethanes revenues for the year ended December 31, 2003 were \$2,297.5 million.

For the year ended December 31, 2003, Polyurethanes segment EBITDA increased by \$176.0 million to \$176.0 million from \$0.0 million for the same period in 2002. The increase was the result of our consolidation of HIH for the remainder of 2003 following the HIH Consolidation Transaction effective May 1, 2003. Pro forma Polyurethanes segment EBITDA for the year ended December 31, 2003 was \$233.4 million.

#### *Advanced Materials*

Advanced Materials revenues for the year ended December 31, 2003 increased by \$517.8 million to \$517.8 million from \$0.0 million for 2002. The increase was the result of our ownership of Advanced Materials for the remainder of 2003 following the AdMat Transaction on June 30, 2003. Pro forma Advanced Materials revenues for the year ended December 31, 2003 were \$1,049.6 million.

For the year ended December 31, 2003, Advanced Materials segment EBITDA increased by \$38.6 million to \$38.6 million from \$0.0 million for the same period in 2002. The increase was the

result of our ownership of Advanced Materials for the remainder of 2003 following the AdMat Transaction on June 30, 2003. Pro forma Advanced Materials segment EBITDA for the year ended December 31, 2003 was \$48.2 million.

### ***Performance Products***

For the year ended December 31, 2003, Performance Products revenues increased by \$479.5 million, or 47%, to \$1,507.7 million from \$1,028.2 million in 2002. Approximately 82% of the increase was the result of our consolidation of HIH for the remainder of 2003 following the HIH Consolidation Transaction effective May 1, 2003. Excluding the impact of the HIH Consolidation Transaction, higher revenues resulted mainly from increases in average selling prices of 1% and sales volumes of 6%. Pro forma Performance Products revenues for the year ended December 31, 2003 were \$1,689.6 million.

For the year ended December 31, 2003, Performance Products segment EBITDA fell by \$38.8 million to \$125.6 million from \$164.4 million in 2002, approximately 47% of which was due to our consolidation of HIH for the remainder of 2003 following the HIH Consolidation Transaction effective May 1, 2003. Excluding the impact of the HIH Consolidation Transaction, lower EBITDA resulted mainly from lower contribution margins as average selling prices decreased more than raw material costs. Pro forma Performance Products segment EBITDA for the year ended December 31, 2003 was \$128.3 million.

### ***Pigments***

For the year ended December 31, 2003, Pigments revenues increased by \$678.9 million to \$678.9 million from \$0.0 million for the same period in 2002. The increase was the result of our consolidation of HIH for the remainder of 2003 following the HIH Consolidation Transaction effective May 1, 2003. Pro forma Pigments revenues for the year ended December 31, 2003 were \$1,009.9 million.

For the year ended December 31, 2003, Pigments segment EBITDA increased by \$64.7 million to \$64.7 million from \$0.0 million in 2002. The increase was the result of our consolidation of HIH for the remainder of 2003 following the HIH Consolidation Transaction effective May 1, 2003. Pro forma Pigments segment EBITDA for the year ended December 31, 2003 was \$105.4 million.

### ***Polymers***

For the year ended December 31, 2003, Polymers revenues increased by \$315.3 million, or 38%, to \$1,155.5 million from \$840.2 million in 2002. Overall sales volumes increased by 8% and average selling prices increased by 13%. Polyethylene revenues increased by 22%, as average selling prices increased 20% primarily in response to higher underlying raw material and energy costs, and sales volumes increased 2%. After giving effect to the shutdown of a manufacturing line in Odessa, Texas, polypropylene revenues increased by 11%, as average selling prices increased by 11% primarily in response to higher raw material and energy costs and increased industry operating rates. APAO revenues increased by 29%, as average selling prices increased 5% due to changes in product mix, and sales volumes increased 24% as the result of increased export sales and increased sales into the roofing market. EPS revenues increased by 10%, as average selling prices increased 16% primarily in response to higher underlying raw material and energy costs, while sales volumes decreased 6% due to import competition. Australian styrenics revenues increased by 25%, resulting from an increase in average selling prices of 21%, the majority of which was attributable to the strength of the Australian dollar versus the U.S. dollar, and an increase in sales volumes of 4%. Pro forma Polymers revenues for the year ended December 31, 2003 were \$1,155.5 million.

For the year ended December 31, 2003, Polymers segment EBITDA increased by \$6.1 million to \$80.8 million from \$74.7 million in 2002. The increase in EBITDA is due to higher contribution

margins as average selling prices increased more than raw material costs. Pro forma Polymers segment EBITDA for the year ended December 31, 2003 was \$80.8 million.

#### ***Base Chemicals***

For the year ended December 31, 2003, Base Chemicals revenues increased by \$1,156.5 million, or 116%, to \$2,152.7 million from \$996.2 million in 2002. Approximately 79% of the increase was the result of our consolidation of HIH for the remainder of 2003 following the HIH Consolidation Transaction effective May 1, 2003. Excluding the impact of the HIH Consolidation Transaction, higher revenues resulted mainly from increases in average selling prices of 29%, partially offset by a decrease in overall sales volumes of 3%. Average selling prices increased in response to higher raw material and energy costs. Pro forma Base Chemicals revenues for the year ended December 31, 2003 were \$2,639.9 million.

For the year ended December 31, 2003, Base Chemicals segment EBITDA decreased by \$4.0 million to \$40.7 million from \$44.7 million in 2002. Segment EBITDA increased as a result of our consolidation of HIH for the remainder of 2003 following the HIH Consolidation Transaction effective May 1, 2003. Excluding the impact of the HIH Consolidation Transaction, EBITDA decreased by \$50.7 million, primarily due to lower contribution margins as average selling prices decreased more than raw material and energy costs, and \$19.9 million in costs related to a planned maintenance shutdown. Pro forma Base Chemicals segment EBITDA for the year ended December 31, 2003 was \$71.7 million.

#### ***Corporate and Other***

Corporate and other includes corporate overhead, loss on the accounts receivable securitization program, minority interest in earnings of consolidated subsidiaries and unallocated foreign exchange gains and losses. For the year ended December 31, 2003, EBITDA from corporate and other items increased by \$79.7 million to a loss of \$52.9 million from a loss of \$132.6 million in 2002. This increase was primarily due to increased unallocated foreign exchange gains resulting from the HIH Consolidation Transaction on May 1, 2003 and the AdMat Transaction on June 30, 2003. Pro forma EBITDA from corporate and other items for the year ended December 31, 2003 was a loss of \$4.3 million.

#### **Year ended December 31, 2003 Pro Forma**

The pro forma financial information for the year ended December 31, 2003 has been prepared as if the HIH Consolidation Transaction, the AdMat Transaction and the Refinancing Transactions occurred on January 1, 2003. HIH became a consolidated subsidiary effective as of May 1, 2003, and Advanced Materials became a consolidated subsidiary effective as of June 30, 2003. The Refinancing Transactions occurred between April 2003 and December 2004. Pro forma revenues, operating income, net loss and EBITDA for 2003 were \$9,252.4 million, \$210.0 million, \$427.0 million and \$663.5 million, respectively.

#### **Year ended December 31, 2002 (Historical) compared to year ended December 31, 2001 (Historical)**

For the year ended December 31, 2002, we had a net loss of \$22.2 million on revenues of \$2,661.0 million, compared to a net loss of \$842.7 million on revenues of \$2,757.4 million for 2001. The decrease of \$820.5 million in net loss was the result of the following items:

- Revenues for the year ended December 31, 2002 decreased \$96.4 million, or 3%, to \$2,661.0 million from \$2,757.4 million for 2001. The decrease was attributable to reduced revenues in the Performance Products and Base Chemicals segments partially offset by higher revenues for Polymers. The increase in Polymers revenues was primarily due to the inclusion of the fourth quarter results of our Australian styrenics operations. Prior to the fourth quarter of 2002, these results were reported under the equity method of accounting. Lower average selling

prices were experienced by all business segments. Lower sales volumes for Polymers were partially offset by higher sales volumes for Performance Products and Base Chemicals. Lower sales volumes in the Polymers segment were primarily due to the permanent closure of our styrene plant in Odessa, Texas in 2001, which resulted in a \$40.8 million decrease in revenues for the year ended December 31, 2002 as compared with the same period in 2001.

- Gross profit for the year ended December 31, 2002 increased \$149.2 million to \$240.0 million from \$90.8 million for 2001. The increase was attributable to improved gross profit for the Performance Products and Polymers segments, partially offset by reduced gross profit for the Base Chemicals segment. Performance Products and Polymers margins improved as declining raw material prices outpaced the decline in average selling prices, and fixed costs decreased due to our cost reduction program. In the Base Chemicals segment average selling prices declined more rapidly than raw material prices, but the decline was partially offset by lower fixed costs due to our cost reduction program. In addition, depreciation expense in the 2002 period was lower due to a reduction in depreciable basis as a result of our cost rationalization program and the impairment charges taken in 2001.
- Operating expenses decreased \$37.0 million to \$174.7 million compared to \$211.7 million for 2001. This decrease was primarily due to lower information and technology costs, lower legal expenses and savings due to our cost reduction program. This decrease was also due to \$8.6 million in additional write-offs of accounts receivable balances in 2001 as compared with 2002.
- During 2001, we incurred restructuring, plant closing and asset impairment charges of \$588.5 million as we closed certain manufacturing facilities and eliminated certain operating, sales and administrative positions. These charges were revised downward during 2002 by \$5.3 million, and additional charges of \$4.3 million were recorded in 2002 in relation to curtailed production at our Port Neches, Texas and Guelph, Canada operations.
- Other expense for the year ended December 31, 2002 increased by \$8.2 million to \$7.6 million from income of \$0.6 million for 2001. The increase in expense was primarily due to increased loss on extinguishment of long-term debt, loss on sale of non-qualified plan assets and loss on the exchangeable preferred stock, partially offset by income recorded in 2001 that related to insurance settlements and dividends on exchangeable preferred stock of NOVA Chemicals Corporation.
- Equity in losses of unconsolidated affiliates for the year ended December 31, 2002 decreased by \$55.4 million to \$31.4 million from \$86.8 million in 2001. This decrease was primarily due to our 60% ownership of HIH, and HIH's improved results in 2002 as compared to 2001.
- Net interest expense for the year ended December 31, 2002 decreased by \$57.4 million to \$181.9 million from \$239.3 million for 2001. The decrease was primarily due to the restructuring of debt in September 2002, partially offset by an unfavorable impact from adjusting interest rate instruments to fair value.
- Loss on accounts receivable securitization program of \$5.9 million was recognized in 2001 resulting from HLLC's domestic accounts receivable securitization program that was discontinued in December of 2001.
- Income tax benefit for the year ended December 31, 2002 decreased by \$193.4 million to a charge of \$8.5 million as compared to a \$184.9 million tax benefit for 2001. No tax benefit has been recorded in 2002 because we have determined not to increase our tax benefit beyond the amount valued at December 31, 2001. The \$8.5 million charge that was recorded in the year ended December 31, 2002 was primarily interest expense related to the settlement of federal income taxes for certain prior years.

Cumulative effect of accounting changes resulted in an increase to net income of \$169.7 million for the year ended December 31, 2002. This increase was due to the effects of the initial adoption of SFAS No. 141 "*Business Combinations*." The adoption of SFAS No. 141 resulted in the increase in the carrying value of our investment in HIH to reflect our proportionate share of the underlying assets. Effective June 30, 1999, Huntsman Specialty, our consolidated subsidiary, transferred its PO business to HIH. The transfer of our PO business was recorded at the net book value of the assets and liabilities transferred. The carrying value of our investment in HIH was less than our proportionate share of the underlying net assets of HIH at December 31, 2001 by approximately \$176.1 million. Prior to the adoption of SFAS No. 141, this difference was being accreted to income over a 20-year period.

The following table sets forth certain financial information for each of our operating segments:

	Historical	
	Year Ended December 31,	
	2001	2002
	(in millions)	
Net Sales:		
Performance Products	\$ 1,077.6	\$ 1,028.2
Polymers	820.6	840.2
Base Chemicals	1,051.3	996.2
Eliminations	(192.1)	(203.6)
	\$ 2,757.4	\$ 2,661.0
Segment EBITDA:		
Performance Products	\$ 127.7	\$ 164.4
Polymers	(550.6)	74.7
Base Chemicals	63.1	44.7
Corporate and other	(231.1)	(132.6)
Total	\$ (590.9)	\$ 151.2

#### ***Performance Products***

For the year ended December 31, 2002, Performance Products revenues decreased by \$49.4 million to \$1,028.2 million from \$1,077.6 million in 2001. This decrease was primarily the result of lower revenues in our LAB and amines operations. LAB product revenues decreased by 20% due to lower sales volumes of 12%, coupled with pricing declines of 9%. These decreases were the result of product substitution into lower priced alternatives. Amines chemicals revenues decreased by 4% due to an 8% decrease in sales volumes partially offset by a 4% increase in average selling prices. The increase in average selling prices was due primarily to proactive product and customer mix rationalization efforts. Maleic anhydride revenues increased by 9% as compared to the same period in 2001. Maleic anhydride average selling prices increased by 7% due to increased sales of higher priced maleic catalyst.

For the year ended December 31, 2002, Performance Products segment EBITDA increased by \$36.7 million to \$164.4 million from \$127.7 million for 2001. This increase resulted from lower ethylene-based feedstock costs, higher sales volumes and fixed cost savings resulting from our cost reduction program. The \$36.7 million increase in segment EBITDA is net of \$33.6 million received in 2001 from business interruption insurance proceeds relating to a loss sustained in connection with the outage of our EO unit in December of 2000.

#### ***Polymers***

For the year ended December 31, 2002, Polymers revenues increased by \$19.6 million to \$840.2 million from \$820.6 million in 2001. The major factor contributing to the increase in Polymers

revenues was the inclusion of the fourth quarter results of our Australian styrenics operations in 2002, which resulted in an increase of \$35.7 million of revenues. Prior to the fourth quarter 2002, these results were reported under the equity method of accounting. Offsetting this increase, we had lower revenues due to the permanent closure of our Odessa, Texas styrene plant, which resulted in a reduction in revenues of \$40.8 million. Changes in U.S. revenues are as follows: Olefins revenues decreased by 19%, with sales volumes down 12% due primarily to lower propane sales resulting from a change in feedstock mix, while average selling prices decreased by 7% due to declining underlying raw material and energy prices. Polyethylene revenues increased by 2%, with sales volumes up by 10% on stronger demand. Increased polyethylene sales volumes were partially offset by a decrease in average selling prices of 7%. Polypropylene revenues increased by 10%, with sales volumes up 7% due to a tighter supply/demand balance and concentrated buying associated with the discontinuation of certain polypropylene products from our Odessa facility. EPS revenue increased 5%, with sales volumes up by 10% due to a tighter supply/demand balance, partially offset by a decrease in average selling prices of 3%.

For the year ended December 31, 2002, Polymers segment EBITDA increased by \$625.3 million to \$74.7 million from a segment EBITDA loss of \$550.6 million for 2001. The increase in segment EBITDA was primarily due to a \$527.0 million restructuring and plant closing charge recorded in the 2001 period and improved market fundamentals in 2002 allowing some margin expansion from earlier trough conditions, coupled with the benefits of our fixed cost reductions and elimination of certain non-competitive assets.

#### ***Base Chemicals***

For the year ended December 31, 2002, Base Chemicals revenues decreased \$55.1 million to \$996.2 million from \$1,051.3 million in 2001. Olefins revenues decreased by 10%, partly due to sales volume decreases of 1%, but primarily because average selling prices decreased by 10% in line with loosening operating rates in the industry and generally declining raw material costs. Benzene revenues decreased by 6% as compared to 2001. Benzene sales volumes decreased by 15% due to a lack of available feedstock. Benzene average selling prices increased by 11%. Cyclohexane revenues increased by 45% as compared to 2001. Cyclohexane sales volumes increased by 37% due to tightening market conditions resulting from steady demand. Cyclohexane average selling prices increased by 7%. Butadiene sales volumes increased by 4% due to increased feedstock availability, while average selling prices decreased by 5%. MTBE sales volumes increased by 5% as a result of tightening market conditions due to steady demand, while average selling prices decreased by 7%.

For the year ended December 31, 2002, Base Chemicals segment EBITDA decreased \$18.4 million to \$44.7 million from \$63.1 million for 2001. The decrease was primarily due to declines in average selling prices outpacing decreases in raw material prices for most Base Chemicals products, partially offset by cost savings resulting from our cost reduction program and increased demand for cyclohexane and MTBE. In the fourth quarter of 2002, raw material prices increased significantly as a result of the crude oil shortage caused by the strike in Venezuela and the uncertainty regarding war with Iraq. In addition, higher natural gas prices were experienced in the fourth quarter of 2002 due to the unusually cold start to the winter heating season.

#### ***Corporate and Other***

Corporate and other includes corporate overhead, gain (loss) on the accounts receivable securitization program, minority interest in earnings of consolidated subsidiaries and unallocated foreign exchange gains and losses. EBITDA from corporate and other for the year ended December 31, 2002 increased by \$98.5 million to an EBITDA loss of \$132.6 million from an EBITDA loss of \$231.1 million for 2001. The increase was due to a \$61.5 million restructuring charge recorded in the 2001 period, a \$41.9 million change in minority interest, a \$5.6 million increase in loss on extinguishment of long-term debt, a decrease in equity losses of \$55.4 million due to reduced losses of

HHH, and reductions in corporate overhead expenses of \$22.0 million resulting from our cost reduction program. Additionally, we had \$8.6 million in additional write-offs of accounts receivable balances in 2001 as compared with 2002, which resulted in lower corporate and other costs in 2002.

## **Liquidity and Capital Resources**

### ***Nine months ended September 30, 2004 (Historical) compared to nine months ended September 30, 2003 (Historical)***

Net cash provided (used) by operating activities for the nine months ended September 30, 2004 and September 30, 2003 was \$55.9 million and \$(36.8) million, respectively. The variance is largely attributable to the HHH Consolidation Transaction and the AdMat Transaction that occurred in the 2003 period. The net loss in the 2004 period was \$12.3 million higher than in the 2003 period. Offsetting this increased loss were net favorable variances in adjustments to reconcile net loss to net cash used in operating activities, including higher depreciation and amortization by \$179.8 million in the 2004 period, higher non cash restructuring charges in the 2004 period by \$96.7 million, and higher non cash interest expense by \$73.5 million, partially offset by an unfavorable variance in the change in net operating assets and liabilities of \$167.2 million in the 2004 period versus the 2003 period. In addition, there were unfavorable variances in adjustments for deferred income taxes and equity in (gain) loss of investment in unconsolidated affiliates of \$28.0 million and \$41.2 million, respectively.

Net cash used in investing activities for the nine months ended September 30, 2004 and September 30, 2003 was \$160.7 million and \$842.1 million, respectively. The variance is largely attributable to the HHH Consolidation Transaction and the AdMat Transaction that occurred in 2003. The investing activities for the nine months ended September 30, 2003 include the acquisition of minority interests in connection with the HHH Consolidation Transaction and the cash paid in connection with the AdMat Transaction. Capital expenditures in the 2004 period were \$15.1 million higher in the 2004 period than in the 2003 period, largely attributable to the non-comparative nature of the 2003 results.

Net cash provided by financing activities for the nine months ended September 30, 2004 and September 30, 2003 was \$128.2 million and \$947.7 million, respectively. The variance is largely attributable to the HHH Consolidation Transaction and the AdMat Transaction that occurred in 2003. The financing activities for the nine months ended September 30, 2003 include (i) the issuance of the HMP Discount Notes and the HMP Warrants resulting in net cash proceeds of \$415 million used to purchase the minority interests in HHH and to complete the purchase of senior subordinated discount notes of HHH, (ii) the issuance of \$380 million in aggregate principal amount of the HLLC Senior Secured Notes, the net proceeds of which were used to repay indebtedness under the HLLC senior credit facilities and (iii) the issuance of \$350 million in aggregate principal amount of the AdMat Senior Secured Notes (as defined below), the proceeds of which were used to acquire Advanced Materials in the AdMat Transaction. The financing activities for the nine months ended September 30, 2004, include (i) the refinancing of the HI credit facilities, (ii) the issuance of the HLLC Senior Notes in the aggregate principal amount of \$400 million, the net proceeds of which were used to repay amounts outstanding under the Original HLLC Credit Facilities and the HCCA Facilities (each as defined below), (iii) the refinancing of the Australian senior credit facilities; and (iv) the repayment, in full, of \$36.8 million on the senior unsecured notes of Huntsman Polymers Corporation ("Huntsman Polymers") with borrowings under the HLLC Credit Facilities.

### ***Year ended December 31, 2003 (Historical) compared to year ended December 31, 2002 (Historical)***

Net cash provided by operating activities for the years ended December 31, 2003 and December 31, 2002 was \$225.4 million and \$88.7 million, respectively. The variance is largely attributable to the HHH Consolidation Transaction and the AdMat Transaction that occurred in the 2003 period. The net loss in the 2003 period was \$297.6 million higher than in the 2002 period. Offsetting this increased loss were net favorable variances in adjustments to reconcile net loss to net

cash provided by operating activities, including higher depreciation and amortization by \$200.7 million in the 2003 period and higher non-cash interest expense by \$96.2 million in the 2003 period. In addition, there was a favorable variance in the change in net operating assets and liabilities of \$30.5 million in the 2003 period versus the 2002 period, a favorable variance in the adjustment to reconcile net loss to net cash provided by operating activities in the 2003 period of \$169.7 million for cumulative effect of accounting change, and an unfavorable variance in the adjustment of the 2003 period for unrealized gains and losses on foreign currency transactions of \$58.3 million.

Net cash used in investing activities for the years ended December 31, 2003 and December 31, 2002 was \$908.5 million and \$24.5 million, respectively. The increase was largely attributable to the acquisition of minority interests in connection with the HHH Consolidation Transaction as well as the cash paid in connection with the AdMat Transaction. In addition, capital expenditures were higher in 2003 primarily due to the incremental capital expenditures related to the HHH and Advanced Materials businesses.

Net cash provided by financing activities for the year ended December 31, 2003 was \$786.7 million. For the year ended December 31, 2002, net cash used by financing activities was \$93.0 million. The variance is largely attributable to the impact of the HHH Consolidation Transaction and the AdMat Transaction. The financing activities for the year ended December 31, 2003 include (i) the issuance of the HMP Discount Notes and the HMP Warrants resulting in net cash proceeds of \$415 million, which were used to purchase the minority interests in HHH and complete the purchase of the HHH Senior Subordinated Discount Notes, (ii) the issuance of \$455.4 million in aggregate principal amount of the HLLC Senior Secured Notes, the net proceeds of which were used primarily to repay indebtedness under the Original HLLC Credit Facilities (as defined below), (iii) the issuance of \$350 million in aggregate principal amount of AdMat Senior Secured Notes (as defined below), the proceeds of which were used to acquire Advanced Materials and (iv) the issuance by HI of \$205 million of additional term loans, the net proceeds of which were used to repay existing indebtedness.

***Year ended December 31, 2002 (Historical) compared to year ended December 31, 2001 (Historical)***

Net cash provided by (used in) operating activities for the years ended December 31, 2002 and 2001 was \$88.7 million and \$(287.0) million, respectively. The variance is largely attributable to a net loss for the year ended December 31, 2002 that was \$820.5 million lower than in the 2001 period. Partially offsetting this decreased loss were net unfavorable variances in adjustments to reconcile net loss to net cash provided by operating activities, including lower non-cash restructuring expenses, plant closing and asset impairment charges of \$533.5 million, an unfavorable variance in adjustment in 2002 for cumulative effect of accounting change of \$169.6 million, lower depreciation and amortization expense of \$44.8 million and lower equity in losses of investment in unconsolidated affiliates of \$55.4 million. In addition, there was a favorable variance in adjustment to reconcile net loss to net cash provided by operating activities of \$184.5 million for deferred income taxes, and in 2002 there was a net favorable variance in the change in net operating assets and liabilities of \$151.4 million.

Net cash provided by (used in) investing activities for the years ended December 31, 2002 and 2001 were \$(24.5) million and \$86.2 million, respectively. The variance is primarily attributable to proceeds of \$191.0 million from the sale of an investment in 2001 and proceeds of \$22.8 million from the sale of exchangeable preferred stock in 2001.

Net cash provided by (used in) by financing activities for the years ended December 31, 2002 and 2001 were \$(93.0) million and \$182.2 million, respectively. The variance is primarily attributable to our improved operating cash flow in 2002 as discussed above, resulting in a net reduction of borrowings in 2002 versus net borrowings in 2001. During 2001, we used our revolving credit facility to fund our net loss and working capital needs. In addition, in December 2001, we had \$110 million of term loan borrowings outstanding under a supplemental credit facility. On September 30, 2002, we borrowed approximately \$60 million under a new HLLC revolving facility in connection with the closing of a debt

restructuring at HLLC. Such borrowings, together with available cash, were used to repay \$110 million of term loan borrowings due on this supplemental credit facility in addition to funding other fees and expenses due at the closing of the restructuring. In addition, in 2001, we received \$36.5 million in proceeds from the issuance of preferred stock and a subordinated note to an affiliated party and did not engage in any similar transactions in 2002.

## Changes in Financial Condition

### *September 30, 2004 compared to December 31, 2003*

The following information summarizes our working capital position as of September 30, 2004 and December 31, 2003 (in millions):

	September 30, 2004	December 31, 2003	Increase (Decrease)
<b>Current assets:</b>			
Cash, cash equivalents and restricted cash	\$ 239.1	\$ 208.3	\$ 30.8
Accounts and notes receivables	1,403.3	1,102.7	300.6
Inventories	1,132.6	1,039.3	93.3
Prepaid expenses	70.6	39.6	31.0
Deferred income taxes	20.6	14.7	5.9
Other current assets	69.5	108.3	(38.8)
Total current assets	2,935.7	2,512.9	422.8
<b>Current liabilities:</b>			
Accounts payable	919.7	832.1	87.6
Accrued liabilities	689.8	702.0	(12.2)
Deferred income taxes	18.9	15.1	3.8
Notes payable and current portion of long-term debt	54.8	137.1	(82.3)
Total current liabilities	1,683.2	1,686.3	(3.1)
Working capital	\$ 1,252.5	\$ 826.6	\$ 425.9

From December 31, 2003 to September 30, 2004, our working capital increased by \$425.9 million as a result of the net impact of the following significant changes:

- the increase in cash balances of \$30.8 million resulted from the matters identified in the Consolidated Statement of Cash Flows contained in the Consolidated Financial Statements of Huntsman Holdings, LLC included elsewhere in this prospectus;
- the increase in accounts and notes receivables of \$300.6 million is primarily due to higher average selling prices and higher sales volumes;
- the increase in inventories of \$93.3 million is mainly due to increases in raw material and energy costs;
- the increase of \$31.0 million in prepaid expenses is primarily due to the timing of payments and amortization of corporate insurance premiums in connection with our July 2004 policy renewal;
- accounts payable increased by \$87.6 million primarily as a result of increased raw material and energy costs; and
- the decrease in current portion of long-term debt of \$82.3 million is primarily attributable to the repayment of the 1 $\frac{3}{4}$ % Senior Notes due 2004 of Huntsman Polymers (the "Huntsman Polymers Notes") of \$36.8 million on January 28, 2004, and the refinancing of the HCCA Facility and the HCA Facilities, resulting in substantially all being classified as non-current at September 30, 2004. The entire balances of those facilities were classified as current as of December 31, 2003.

**December 31, 2003 compared to December 31, 2002**

The following information summarizes our working capital position as of December 31, 2003 and December 31, 2002 (in millions):

	December 31, 2003	December 31, 2002	Increase (Decrease)
<b>Current assets:</b>			
Cash, cash equivalents, and restricted cash	\$ 208.3	\$ 31.6	\$ 176.7
Accounts and notes receivables	1,102.7	396.2	706.5
Inventories	1,039.3	298.1	741.2
Prepaid expenses	39.6	27.7	11.9
Deferred income taxes	14.7	13.0	1.7
Other current assets	108.3	2.2	106.1
Total current assets	2,512.9	768.8	1,744.1
<b>Current liabilities:</b>			
Accounts payable	832.1	242.6	589.5
Accrued liabilities	702.0	200.3	501.7
Deferred income taxes	15.1	—	15.1
Notes payable and current portion of long-term debt	137.1	169.5	(32.4)
Total current liabilities	1,686.3	612.4	1,073.9
Working capital	\$ 826.6	\$ 156.4	\$ 670.2

From December 31, 2002 to December 31, 2003, our working capital increased by \$670.2 million. This increase was primarily due to our consolidation of HIH following the HIH Consolidation Transaction effective May 1, 2003 and our ownership of Advanced Materials following the AdMat Transaction on June 30, 2003. Excluding the impact of the HIH Consolidation Transaction and the AdMat Transaction on our working capital position at December 31, 2003, working capital decreased by \$88.9 million. The \$88.9 million decrease in working capital is a result of the following significant changes:

- cash balances decreased by \$1.6 million;
- accounts and notes receivables increased \$32.5 million primarily due to higher average selling prices, mainly in response to an increase in underlying raw material and energy costs;
- inventories decreased by \$2.1 million;
- deferred income taxes changed from a deferred tax asset of \$13.0 million to a liability of \$0.4 million as a result of the matters identified in Note 15 to the Consolidated Financial Statements of Huntsman Holdings, LLC included elsewhere in this prospectus;
- prepaid and other current assets decreased by \$1.5 million;
- accounts payable increased by \$16.2 million primarily due to higher raw material and energy costs;
- accrued liabilities increased by \$4.3 million; and
- notes payable and current portion of long term debt increased by \$68.4 million primarily due to a reclassification of \$45.9 million of Australian-based debt to current and a reclassification of \$36.8 million of Huntsman Polymers Notes to current which were due in December 2004 and which were redeemed in full prior to maturity in January 2004, which were partially offset by the prepayment of scheduled debt payments on the term portion of the HLLC Credit Facilities in 2003.

**December 31, 2002 compared to December 31, 2001**

The following information summarizes our working capital position as of December 31, 2002 and December 31, 2001 (in millions):

	December 31, 2002	December 31, 2001	Increase (Decrease)
<b>Current assets:</b>			
Cash, cash equivalents, and restricted cash	\$ 31.6	\$ 110.0	\$ (78.4)
Accounts and notes receivables	396.2	364.3	31.9
Inventories	298.1	277.2	20.9
Prepaid expenses and other current assets	42.9	14.4	28.5
Total current assets	768.8	765.9	2.9
<b>Current liabilities:</b>			
Accounts payable	242.6	178.4	64.2
Accrued liabilities	200.3	217.0	(16.7)
Notes payable and current portion of long-term debt	169.5	2,313.9	(2,144.4)
Total current liabilities	612.4	2,709.3	(2,096.9)
Working capital	\$ 156.4	\$ (1,943.4)	\$ 2,099.8

At December 31, 2002 our net working capital position was a positive \$156.4 million as compared to a negative \$1,943.4 million at December 31, 2001, resulting in an increase of \$2,099.8 million. Our negative working capital as of December 31, 2001 was primarily due to the reclassification, prior to the debt restructuring at HLLC completed on September 30, 2002, of HLLC's long-term debt as current following certain defaults. The improvement in working capital is primarily attributable to the reclassification and reduction of such debt as a result of the HLLC debt restructuring. The change in working capital is a result of the following significant changes:

- The decrease in cash balances of \$78.4 million is primarily the result of matters identified in the Consolidated Statement of Cash Flows contained in the Consolidated Financial Statements of Huntsman Holdings, LLC included elsewhere in this prospectus.
- The increase in accounts receivable of \$31.9 million is mainly due to the consolidation of our Australian subsidiary, HCPH Holdings Pty. Limited ("HCPH") which was previously accounted for as an investment using the equity method of accounting. In addition, increased revenues, partially offset by improved collections, contributed to the increase in receivables. The increase is also attributable to higher average selling prices, mainly due to higher underlying raw material prices.
- The increase in inventory of \$20.9 million was primarily due to the consolidation of HCPH in 2002, which was previously accounted for as an investment using the equity method of accounting and to higher raw material prices.
- The increase in prepaid expenses and other current assets of \$28.5 million is largely due to higher insurance policy renewals in July 2002.
- The increase in trade accounts payable, including affiliates, of \$64.2 million is primarily attributable to higher raw material and feedstock prices at December 31, 2002. Additionally, the consolidation of HCPH in 2002, which was previously accounted as an equity method investment, caused an increase in the payable balance.
- The decrease in accrued liabilities of \$16.7 million is primarily due to reductions associated with the HLLC debt restructuring in accrued interest on the HLLC senior subordinated notes and the Huntsman Polymers Notes, in addition to accrued default interest on the pre-restructured HLLC credit facilities. This change is also partly attributable to a decrease in restructuring

reserves associated with our cost reduction program and decreased tax liabilities. These decreases were partially offset by an accrual for increased insurance premiums.

- The decrease in notes payable and current portion of long-term debt of \$2,144.4 million is primarily attributable to the reclassification of debt from current to long-term, together with the conversion of certain debt to equity as a result of the HLLC debt restructuring. Upon the completion of the HLLC debt restructuring, \$678.8 million of principal of the HLLC Subordinated Notes and the Huntsman Polymers Notes was converted to equity, HLLC's \$110.0 million term loan under its prior supplemental credit agreement was repaid and, as of December 31, 2002, approximately \$1.4 billion of borrowings under the HLLC credit facilities were re-classified as long term. In addition, partially offsetting this decrease, the note payable of \$105.7 million to ICI was contributed by MatlinPatterson as part of the HLLC debt restructuring.

## **Debt and Liquidity**

### ***Secured Credit Facilities***

As of September 30, 2004, HLLC's credit facilities consisted of a revolving facility of up to \$275 million maturing on June 30, 2006 and a term loan A of \$606.3 million and a term loan B of \$96.1 million maturing in March 2007 (together, the "Original HLLC Credit Facilities").

On October 14, 2004, HLLC completed a \$1,065 million refinancing of the Original HLLC Credit Facilities. HLLC's credit facilities (as refinanced, the "HLLC Credit Facilities") now consist of a \$350 million revolving facility due 2009 (the "HLLC Revolving Facility"), with an outstanding balance on October 14, 2004 of \$105 million, and a \$715 million term loan B facility due 2010 (the "HLLC Term Facility"). The HLLC Revolving Facility is secured by a first priority lien on substantially all of the current and intangible assets of HLLC and its restricted domestic subsidiaries and by a second priority lien on substantially all of the property, plant and equipment of HLLC and its restricted domestic subsidiaries and HLLC's equity interest in HIH. The HLLC Term Facility is secured by a first priority lien on substantially all of the property, plant and equipment of HLLC and its restricted domestic subsidiaries and HLLC's equity interest in HIH and by a second priority lien on substantially all of the current and intangible assets of HLLC and its restricted domestic subsidiaries. The proceeds of the refinancing were used to repay in full HLLC's outstanding borrowings under the Original HLLC Credit Facilities.

Borrowings under the new HLLC Revolving Facility are limited by a borrowing base consisting of eligible accounts receivable and inventory. The new HLLC Term Facility has scheduled annual amortization payments of approximately \$7 million, with the remaining balance due at maturity. The HLLC Revolving Facility and HLLC Term Facility bear interest at LIBOR plus 2.25% per year and LIBOR plus 3.50% per year, respectively. In addition, the terms of the HLLC Term Facility provide for a reduction in interest rate margin to LIBOR plus 3.0% per year upon completion of this offering and the use of the net proceeds as described in "Use of Proceeds." The revolving credit and term loan agreements contain customary financial covenants, covenants relating to the incurrence of debt and the purchase and sale of assets, limitations on investments and affiliate transactions, change in control provisions, events of default and acceleration provisions. The HLLC Credit Facilities contain covenants that, as of September 30, 2004, require HLLC to maintain a leverage ratio of consolidated net debt to EBITDA (as defined in the HLLC Credit Facilities) equal to or less than 8.25 to 1.00 and an interest coverage ratio of consolidated EBITDA to cash interest expense (as defined in the HLLC Credit Facilities) equal to or greater than 1.30 to 1.00. As of September 30, 2004, HLLC's leverage ratio of consolidated net debt to EBITDA was 7.65 to 1.00, and its interest coverage ratio of consolidated EBITDA to cash interest expense was 1.53 to 1.00. In addition, the HLLC Credit Facilities contain a limit on calendar year consolidated capital expenditures (as defined in the HLLC Credit Facilities) of \$155 million (\$135 million annual allowance plus \$20 million in prior year carryover) for 2004. For the

nine months ended September 30, 2004, HLLC's consolidated capital expenditures totaled \$46.1 million.

On July 13, 2004, HI completed an amendment and restatement of its senior secured credit facility (the "HI Credit Facilities"). Pursuant to the amendment and restatement, the revolving loan facility (the "HI Revolving Facility") was reduced from \$400 million to \$375 million and its maturity was extended from June 2006 to September 2008. The HI Revolving Facility includes a \$50 million multicurrency revolving loan facility available in euros, GBP Sterling and U.S. dollars. In addition, HI's then-existing term loans B and C, totaling \$1,240.2 million, were repaid and replaced with the new term facility (the "HI Term Facility") consisting of a \$1,305 million term portion and a €50 million (approximately \$61.6 million) term portion. The additional proceeds from the HI Term Facility of approximately \$126.6 million were applied to repay the \$82.4 million of outstanding borrowings as of July 13, 2004 on the HI Revolving Facility and for general corporate purposes and to provide a portion of the funds for the construction of a polyethylene production facility at our Wilton, U.K. facility. The HI Credit Facilities are secured by a first priority lien on substantially all the assets of HIH, HI's domestic subsidiaries, and certain of HI's foreign subsidiaries.

Pursuant to the July 13, 2004 amendment and restatement of the HI Credit Facilities, interest rates on the HI Revolving Facility and the HI Term Facility decreased from a LIBOR spread of 3.50% and 4.125% to 3.25% and 3.25%, respectively. In addition, scheduled amortization of the HI Term Facility is approximately \$13.7 million per year, commencing June 30, 2005, with the remaining unpaid balance due at maturity on December 31, 2010. Maturity will be accelerated to December 31, 2008 if HI has not refinanced all of the outstanding HI Senior Notes and HI Senior Subordinated Notes due 2009 (as defined below) on or before December 31, 2008 on terms satisfactory to the administrative agent under the HI Credit Facilities. On December 21, 2004, HI further amended the HI Credit Facilities to, among other things, reduce the applicable base (prime) rate margin for the term loan B dollar loans from a range of 1.75% to 2.00% to a range of 1.00% to 1.25% and to reduce the applicable Eurocurrency (LIBOR) rate margin for the term loan B dollar loans from a range of 3.00% to 3.25% to a range of 2.25% to 2.50%.

The HI Credit Facilities contain customary financial covenants, covenants relating to the incurrence of debt and the purchase and sale of assets, limitations on investments and affiliate transactions, change in control provisions, events of default and acceleration provisions. The amendment and restatement of the HI Credit Facilities amended certain financial covenants. These amendments, among other things, included changes to the maximum leverage ratio, the minimum interest coverage ratio, and provided for an increase in the permitted amount of annual consolidated capital expenditures from \$250 million to \$300 million, with a provision for carryover to subsequent years. In addition, the mandatory prepayment level in connection with HI's accounts receivable securitization program was increased from \$310 million to \$325 million. For more information, see "—Liquidity and Capital Resources—Off-Balance Sheet Arrangements" below. The HI Credit Facilities contain covenants that, as of September 30, 2004, require HI to maintain a leverage ratio of consolidated net debt to consolidated EBITDA (as defined in the HI Credit Facilities) equal to or less than 7.00 to 1.00 and an interest coverage ratio of consolidated EBITDA to consolidated cash interest expense (as defined in the HI Credit Facilities) equal to or greater than 1.70 to 1.00. As of September 30, 2004, HI's leverage ratio of consolidated net debt to consolidated EBITDA was 4.69 to 1.00, and its interest coverage ratio of consolidated EBITDA to consolidated cash interest expense was 2.54 to 1.00. In addition, the HI Credit Facilities contain a limit on calendar year consolidated capital expenditures (as defined in the HI Credit Facilities) of \$400 million (\$300 million annual allowance plus \$100 million in prior year carryover) for 2004. For the nine months ended September 30, 2004, HI's consolidated capital expenditures totaled \$96.1 million.

On June 30, 2003, Advanced Materials entered into a \$60 million revolving credit facility (the "AdMat Revolving Credit Facility") with a maturity of June 30, 2007. As of September 30, 2004, Advanced Materials had no outstanding revolving borrowings under the AdMat Revolving Credit

Facility and approximately \$10.9 million of outstanding letters of credit issued under such facility. The AdMat Revolving Credit Facility is secured by a first priority lien on substantially all the assets of Advanced Materials' domestic subsidiaries and certain of Advanced Materials' foreign subsidiaries.

The AdMat Revolving Credit Facility contains customary financial covenants, covenants relating to the incurrence of debt and the purchase and sale of assets, limitations on investments and affiliate transactions, change of control provisions, events of default and acceleration provisions. The AdMat Revolving Credit Facility contains covenants that, as of September 30, 2004, require Advanced Materials to maintain a leverage ratio of consolidated net debt to consolidated EBITDA (as defined in the AdMat Revolving Credit Facility) equal to or less than 4.50 to 1.00 and a fixed charge coverage ratio of consolidated EBITDA less consolidated capital expenditures to consolidated fixed charges (as defined in the AdMat Revolving Credit Facility) equal to or greater than 1.10 to 1.00. As of September 30, 2004, Advanced Materials' leverage ratio of consolidated net debt to consolidated EBITDA was 2.1 to 1.00, and its fixed charge coverage ratio of consolidated EBITDA less consolidated capital expenditures to consolidated fixed charges was 2.70 to 1.00. In addition, the AdMat Revolving Credit Facility contains a limit on calendar year consolidated capital expenditures (as defined in the AdMat Revolving Credit Facility) of \$31.6 million (\$25 million annual allowance plus \$6.6 million in prior year carryover) for 2004. For the nine months ended September 30, 2004, Advanced Materials' consolidated capital expenditures totaled \$7.3 million.

#### *Notes*

On September 30, 2003, HLLC sold \$380 million aggregate principal amount of HLLC Senior Secured Notes due 2010 at an issue price of 98.8%. On December 3, 2003, HLLC sold an additional \$75.4 million aggregate principal amount of HLLC Senior Secured Notes at an issue price of 99.5%. Interest on the HLLC Senior Secured Notes is payable semi-annually in April and October of each year. Net proceeds from the sale of these notes were used to repay amounts outstanding under the Original HLLC Credit Facilities and certain other indebtedness. The HLLC Senior Secured Notes rank pari passu with the HLLC Term Facility. The HLLC Senior Secured Notes are redeemable after October 15, 2007 at 105.813% of the principal amount thereof, declining ratably to par on and after October 15, 2009. At any time prior to October 15, 2006, HLLC may redeem up to 35% of the aggregate principal amount of the HLLC Senior Secured Notes at a redemption price of 111.625% of the principal amount thereof, plus accrued and unpaid interest to the redemption date with the net cash proceeds of a qualified equity offering. We intend to use a portion of the net proceeds from this offering to redeem \$159.4 million in aggregate principal amount of these notes.

On June 22, 2004, HLLC sold \$400 million of HLLC Senior Notes, consisting of \$300 million of senior unsecured notes, which bear interest at 11.5% and mature on July 15, 2012 (the "HLLC Unsecured Fixed Rate Notes"), and \$100 million of senior unsecured floating rate notes, which bear interest at a rate equal to LIBOR plus 7.25% and mature on July 15, 2011 (the "HLLC Unsecured Floating Rate Notes"). Interest on the HLLC Unsecured Fixed Rate Notes is payable semi-annually in January and July of each year, and interest on the Unsecured Floating Rate Notes is payable quarterly in January, April, July and October of each year. As of September 30, 2004, the interest rate on the HLLC Unsecured Floating Rate Notes was 8.8%. The net proceeds from the offering were used to repay amounts outstanding under the Original HLLC Credit Facilities and the HCCA Facilities (as defined below). The HLLC Senior Notes are unsecured obligations of HLLC. The HLLC Unsecured Fixed Rate Notes are redeemable after July 15, 2008 at 105.75% of the principal amount thereof, declining ratably to par on and after July 15, 2010. The HLLC Unsecured Floating Rate Notes are redeemable after July 15, 2006 at 104.0% of the principal amount thereof, declining ratably to par on and after July 15, 2008. At any time prior to July 15, 2007, HLLC may redeem up to 40% of the aggregate principal amount of the HLLC Unsecured Fixed Rate Notes, at a redemption price of 111.5% of the principal amount thereof, plus accrued and unpaid interest to the redemption date with the net cash proceeds of a qualified equity offering. At any time prior to July 15, 2006, HLLC may also

redeem up to 40% of the aggregate principal amount of the HLLC Unsecured Floating Rate Notes at a redemption price of 100% plus LIBOR plus 7.25% of the principal amount thereof plus accrued and unpaid interest to the redemption date with the net cash proceeds of a qualified public offering.

Under the terms of a registration rights agreement among HLLC, the guarantors of the HLLC Senior Notes and the initial purchasers of the HLLC Senior Notes, HLLC was required to file a registration statement relating to an exchange offer for the HLLC Senior Notes on or before November 19, 2004 (the "Filing Date"). Under the terms of the registration rights agreement, because HLLC did not file the registration statement by the Filing Date, it is required to pay additional interest on the HLLC Senior Notes at a rate of 0.25% per year for the first 90 day period following the Filing Date. HLLC expects to file the registration statement during the first quarter of 2005.

In March 2002, HI sold \$300 million aggregate principal amount of HI Senior Notes due 2009. On April 11, 2003, HI sold an additional \$150 million aggregate principal amount of the HI Senior Notes at an issue price of 105.25%. Net proceeds from the sale of these notes were used to repay amounts outstanding under the HI Credit Facilities. The HI Senior Notes are unsecured obligations of HI. Interest on the HI Senior Notes is payable semi-annually in March and September of each year. The HI Senior Notes are redeemable after March 1, 2006 at 104.937% of the principal amount thereof, declining ratably to par on and after March 1, 2008.

On December 17, 2004, HI completed an offering of \$175 million of its  $7\frac{3}{8}\%$  senior subordinated notes due 2015 and €135 million of its  $7\frac{1}{2}\%$  senior subordinated notes due 2015. HI used all of the net proceeds to redeem part of its outstanding  $10\frac{1}{8}\%$  senior subordinated notes due 2009 (the "HI Senior Subordinated Notes due 2009" and, together with the HI Senior Subordinated Notes due 2015, the "HI Senior Subordinated Notes"). At September 30, 2004, HI had outstanding \$600 million and €450 million (\$559.6 million, which includes \$5.2 million of unamortized premium) of HI Senior Subordinated Notes due 2009. The HI Senior Subordinated Notes due 2009 became redeemable on July 1, 2004 at 105.063% of the principal amount thereof, which declines ratably to par on and after July 1, 2007. In advance of the issuance of the HI Senior Subordinated Notes due 2015, HI gave notice that it would redeem \$231 million and €77 million of Senior Subordinated Notes due 2009 on December 31, 2004 and \$2,947,000 and €982,000 of Senior Subordinated Notes due 2009 on January 3, 2005. HI completed these redemptions as scheduled. In connection with these redemptions, HI paid approximately \$17.0 million and \$0.2 million in U.S. dollar equivalents in redemption premiums on December 31, 2004 and January 3, 2005, respectively.

Following the partial redemptions of the HI Senior Subordinated Notes due 2009, HI has outstanding \$366.1 million and €372 million of Senior Subordinated Notes due 2009 and \$175 million and €135 million of Senior Subordinated Notes due 2015, for a combined total of \$541.1 million and €507 million of Senior Subordinated Notes plus \$5.2 million of unamortized premium. The \$175 million and €135 million HI Senior Subordinated Notes due 2015 are redeemable on or after January 1, 2010 at 103.688% and 103.750%, respectively, of the principal amount thereof, which declines ratably to par on and after January 1, 2013. In addition, at any time prior to January 1, 2008, HI may redeem up to 40% of the aggregate principal amount of the \$175 million and €135 million Senior Subordinated Notes due 2015 at redemption prices of 107.375% and 107.500% plus accrued and unpaid interest, respectively. The HI Senior Subordinated Notes are unsecured and interest is payable semi-annually in January and July of each year.

On June 30, 2003, in connection with the AdMat Transaction, Advanced Materials issued \$350 million aggregate principal amount of its senior secured notes (the "AdMat Senior Secured Notes"), consisting of 11% fixed rate notes with an aggregate principal amount of \$250 million due 2010 (the "AdMat Fixed Rate Notes") and floating rate notes with an aggregate principal amount of \$100 million due 2008, which bear interest at a rate equal to LIBOR plus 8.00% (but not lower than 10.00%) (the "AdMat Floating Rate Notes"). The AdMat Floating Rate Notes were issued with an original issue discount of 2%, or for \$98 million. As of September 30, 2004, the interest rate on the

Floating Rate Notes was 10.0%. Interest on the AdMat Senior Secured Notes is payable semi-annually in January and July of each year. The AdMat Senior Secured Notes are secured by a second lien on substantially all of the assets that secure the AdMat Revolving Credit Facility and are guaranteed on a senior basis by the AdMat Guarantors. The AdMat Fixed Rate Notes are redeemable on or after July 15, 2007 at 105.5% of the principal amount thereof, declining ratably to par on or after July 15, 2009. The AdMat Floating Rate Notes are redeemable on or after July 15, 2005 at 105.0% of the principal amount thereof, declining ratably to par on or after July 15, 2007. At any time prior to July 15, 2006, Advanced Materials may redeem up to 35% of the aggregate principal amount of the AdMat Fixed Rate Notes at 111% of the principal amount thereof, plus accrued and unpaid interest, with the net cash proceeds of a qualified equity offering. At any time prior to July 15, 2005, Advanced Materials may redeem up to 35% of the aggregate principal amount of the AdMat Floating Rate Notes at 111% of the principal amount thereof, plus accrued and unpaid interest, with the net cash proceeds of a qualified equity offering.

Under the terms of a registration rights agreement among Advanced Materials, the AdMat Guarantors and the initial purchasers of the AdMat Senior Secured Notes, Advanced Materials was required to cause a registration statement relating to an exchange offer for the AdMat Senior Secured Notes to become effective on or before July 9, 2004 (the "Effectiveness Date") and to complete the exchange offer on or before August 23, 2004 (the "Completion Date"). Due to a delay in the completion of predecessor period audited financial statements for certain subsidiaries of Advanced Materials, the registration statement did not become effective by the Effectiveness Date and the exchange offer was not completed by the Completion Date. Accordingly, under the registration rights agreement, Advanced Materials was required to pay additional interest on the AdMat Senior Secured Notes at a rate of 0.25% per year for the first 90-day period following the Effectiveness Date and 0.50% per year for the second 90-day period and is currently paying additional interest at a rate of 0.75% per year. Once the registration statement becomes effective, Advanced Materials will be required to continue paying additional interest until the exchange offer is completed. Advanced Materials filed an amended registration statement on December 22, 2004 and expects that the exchange offer will be completed approximately 30 days after the registration statement becomes effective.

On September 30, 2004, HLLC had outstanding \$44.2 million of 9.5% fixed rate and \$15.1 million of variable rate senior subordinated notes due 2007 (collectively the "HLLC Subordinated Notes"). The HLLC Subordinated Notes are unsecured subordinated obligations of HLLC. Interest is payable on the HLLC Subordinated Notes semi-annually on January 1 and July 1 of each year at an annual rate of 9.5% on the fixed rate notes and LIBOR plus 3.25% on the floating rate notes. The HLLC Subordinated Notes are redeemable at the option of HLLC after July 1, 2002 at a price declining from 104.75% to 100% of par value as of July 1, 2005.

#### *Discount Notes*

On May 9, 2003, in connection with the HIH Consolidation Transaction, HMP issued HMP Discount Notes with an accreted value of \$423.5 million and the HMP Warrants providing for the purchase of approximately 12% of HMP's common stock. Cash proceeds from the offering were \$415 million. We have recorded the HMP Discount Notes at an original carrying value of \$285.0 million, and we have recorded the HMP Warrants at an original carrying value of \$130.0 million. As of September 30, 2004, the HMP Discount Notes had a book value of \$389.5 million and an accreted value of \$518.2 million. We intend to use the proceeds from the concurrent offerings to redeem the HMP Discount Notes in full.

On June 30, 1999, HIH issued the HIH Senior Discount Notes with initial stated value of \$242.7 million. The HIH Senior Discount Notes are due December 31, 2009. Interest on the HIH Senior Discount Notes accrues at  $13\frac{3}{8}\%$  per year and is paid in kind. As of September 30, 2004, the accreted value of the HIH Senior Discount Notes was \$479.2 million. We intend to use the proceeds from the concurrent offerings to redeem substantially all of the HIH Senior Discount Notes.

On July 2, 2001, HLLC entered into the HLLC Affiliate Note payable with Horizon Ventures LLC, an affiliated entity controlled by Jon M. Huntsman, in the amount of \$25.0 million. The HLLC Affiliate Note is due and payable on the earlier of: (1) July 2, 2011, or (2) the date of repayment in full in cash of all indebtedness under the HLLC Credit Facilities and the HLLC Subordinated Notes. Interest is not paid in cash but is accrued at a designated rate of 15% per year, compounded annually. As of September 30, 2004, accrued interest added to the principal balance was \$14.5 million. We intend to use the proceeds from the concurrent offerings to repay this note in full.

#### ***Other Debt***

Certain of our Australian subsidiaries maintain credit facilities. Huntsman Australia Holdings Corporation ("HAHC") and certain of its subsidiaries hold our Australian surfactants assets. On August 31, 2004, Huntsman Corporation Australia Pty Ltd ("HCA"), an indirect subsidiary of HAHC, refinanced the secured credit facility of HAHC with a A\$30.0 million (\$21.4 million) revolving credit line supported by a borrowing base of eligible accounts receivable and inventory, and a A\$44.0 million (\$31.4 million) term facility (the "HCA Facilities"). As of September 30, 2004, borrowings under the HCA Facility totaled A\$58.6 million (\$41.9 million).

HCCA and certain Australian affiliates hold our Australian styrenics assets. On June 24, 2004, HLLC used \$25 million of proceeds from the offering of the HLLC Senior Notes to repay a portion of the secured credit facilities of HCCA (the "HCCA Facilities"), including repaying in full the working capital facility and reducing the term facility to \$14.4 million (A\$20.9 million). On August 31, 2004, HCCA refinanced the HCCA Facilities with a A\$30.0 million (\$21.4 million) revolving credit line supported by a borrowing base of eligible accounts receivable (the "New HCCA Facility"). As of September 30, 2004, borrowings under the New HCCA Facility totaled A\$17.2 million (\$12.3 million).

The HCA Facilities and the New HCCA Facility are secured by a lien on substantially all their respective assets, bear interest at a rate of 2.9% above the Australian base rate and mature in August 2007. As of September 30, 2004, the interest rate on the HCA Facilities and the New HCCA Facility was 8.38%.

On March 21, 1997, Huntsman Specialty executed a 7.0% subordinated note in the amount of \$75 million, payable to BASF Capital Corporation and maturing on April 30, 2008. Under the terms of the note, accrued interest from inception through April 30, 2002 was not paid in cash and was added to the note for a total principal amount of \$106.6 million. Interest that accrued after April 30, 2002 is payable quarterly in cash, beginning on July 30, 2002. For financial reporting purposes, the note was initially recorded at its estimated fair value of \$58.2 million, based on prevailing market rates at that time. As of September 30, 2004 and December 31, 2003, the unamortized discount on the note is \$5.8 million and \$6.9 million, respectively.

HI maintains a \$25 million multicurrency overdraft facility for its European subsidiaries (the "HI European Overdraft Facility"), all of which was available as of September 30, 2004. As of December 31, 2003, HI had approximately \$7.5 million outstanding under the HI European Overdraft Facility included within trade payables. The HI European Overdraft Facility is used for daily working capital needs.

As of September 30, 2004, HLLC had \$24.3 million outstanding in short term notes payable for financing a portion of our insurance premiums. Such notes have monthly scheduled amortization payments through April 1, 2005, bear interest at rates ranging from 3.65% to 4.0%, and are secured by unearned insurance premiums.

Included within other debt is debt associated with one of HI's Chinese MDI joint ventures. In January 2003, HI entered into a joint venture agreement with Shanghai Chlor-Alkali Chemical Company, Ltd. to build MDI production facilities near Shanghai, China. HI owns 70% of the joint venture, Huntsman Polyurethanes Shanghai Ltd. (the "Chinese Splitting JV"), which is a consolidated affiliate. On September 19, 2003, the Chinese Splitting JV obtained secured financing for the construction of the production facilities consisting of various committed loans in the aggregate amount

of approximately \$119 million in U.S. dollar equivalents. As of September 30, 2004, there were \$7.0 million outstanding in U.S. dollar borrowings and 10.0 million in RMB borrowings (\$1.2 million) under these facilities. The interest rate on these facilities is LIBOR plus 0.48% for U.S. dollar borrowings and 90% of the Peoples Bank of China rate for RMB borrowings. As of September 30, 2004, the interest rates for U.S. dollar borrowings and RMB borrowings were approximately 2.6% and 5.2%, respectively. The loans are secured by substantially all the assets of the Chinese Splitting JV and will be repaid in 16 semi-annual installments, beginning no later than June 30, 2007. The financing will be non-recourse to HI, but is guaranteed during the construction phase by us. We unconditionally guarantee 70% of any amounts due and unpaid by the Chinese Splitting JV under the loans described above. Our guarantee remains in effect until the Chinese Splitting JV has commenced production of at least 70% of capacity for at least 30 days and achieved a debt service coverage ratio of at least 1.5:1.

#### ***Receivables Securitization***

HI has an accounts receivable securitization program, under which interests in certain of its trade receivables are transferred to a qualified off-balance sheet entity. As of September 30, 2004, the qualified off-balance sheet entity had issued \$197 million in medium term notes and \$37 million in commercial paper. See "—Off-Balance Sheet Arrangements."

#### **Short-Term and Long-Term Liquidity; Compliance with Covenants**

We depend upon our credit facilities and other debt instruments to provide liquidity for our operations and working capital needs. As of September 30, 2004, we had approximately \$905 million of combined cash and combined unused borrowing capacity, consisting of approximately \$167 million attributable to HLLC, approximately \$629 million attributable to HI and approximately \$109 million attributable to Advanced Materials. In compliance with applicable provisions in its credit facilities, on December 31, 2004, HI prepaid \$59 million on the HI Term Facility in the HI Term Repayment. Such prepayment has been applied in accordance with the provisions of the HI Credit Facilities in such a manner that there will be no scheduled maturities under the HI Credit Facilities due until June 2006 and such that all remaining scheduled maturities under the HI Term Facility shall be reduced pro rata.

We believe our current liquidity, together with funds generated by our businesses, is sufficient to meet the short-term and long-term needs of our businesses, including funding operations, making capital expenditures and servicing our debt obligations in the ordinary course. We believe that we are currently in compliance with the covenants contained in the agreements governing our senior secured credit facilities and the indentures governing our notes.

#### **Certain Credit Support Issues**

Our subsidiaries HIH and HI have not guaranteed or provided any other credit support to HLLC's obligations under the HLLC Credit Facilities or its outstanding notes, and HLLC has not guaranteed or provided any other credit support to the obligations of HI under the HI Credit Facilities or to the obligations of HI and HIH under their outstanding notes. Because of restrictions contained in the financing arrangements of HIH and HI, these subsidiaries are presently unable to make any loans or "restricted payments" to HLLC, including dividends, distributions or other payments in respect of equity interests or payments to purchase, redeem or otherwise acquire or retire for value any of their equity interests, subject to exceptions contained in such financing arrangements. Events of default under the HI Credit Facilities, or under the outstanding notes of HIH and HI or the exercise of any remedy by the lenders thereunder will not cause any cross-defaults or cross-accelerations under the HLLC Credit Facilities or HLLC's outstanding notes. Additionally, any events of default under the HLLC Credit Facilities or HLLC's outstanding notes or the exercise of any remedy by the lenders thereunder will not cause any cross-defaults or cross-accelerations under the outstanding notes of HIH or HI or the HI Credit Facilities, except insofar as foreclosure on certain subsidiary equity interests pledged to secure our obligations under the HLLC Credit Facilities or the HLLC 2003 Secured Notes, would constitute a "change of control" and an event of default under the HI Credit Facilities and

would give rise to certain put rights in favor of the holders of outstanding notes of HI or HIH. Advanced Materials is also financed separately from HLLC and HIH, HLLC and HIH's debt is non-recourse to Advanced Materials and Advanced Materials has no contractual obligation to fund HLLC or HIH's operations and vice versa.

### Contractual Obligations and Commercial Commitments

Our obligations under long-term debt (including current portion), lease agreements and other contractual commitments as of December 31, 2003 are summarized below:

	2004	2005-2007	2008-2009	After 2009	Total
	(in millions)				
Long-term debt(1)	\$ 135.1	\$ 1,816.8	\$ 3,209.1	\$ 732.6	\$ 5,893.6
Capital lease obligations	2.1	4.6	4.9	4.9	16.5
Operating leases	44.4	95.2	40.8	92.0	272.4
Purchase commitments(2)	1,069.4	1,956.6	300.4	356.4	3,682.8
Total(1)(3)	\$ 1,251.0	\$ 3,873.2	\$ 3,555.2	\$ 1,185.9	\$ 9,865.3

- (1) On a pro forma as adjusted basis, our obligations under our long-term debt (including current portion) and capital lease obligations as of September 30, 2004 would be as follows:

	2005-2007	2008-2009	After 2009	Total
	(in millions)			
Long-term debt and capital lease obligations	\$ 213.3	\$ 1,584.2	\$ 3,337.3	\$ 5,134.8
Interest on long-term debt, assuming September 30, 2004 interest rates on variable rate debt obligations	\$ 1,233.8	\$ 694.8	\$ 489.1	\$ 2,417.7

- (2) We have various purchase commitments extending through 2017 for materials, supplies and services entered into in the ordinary course of business. Included in the purchase commitments table above are contracts which require minimum volume purchases that extend beyond one year or are renewable annually and have been renewed for 2004. Certain contracts allow for changes in minimum required purchase volumes in the event of a temporary or permanent shutdown of a facility. To the extent the contract requires a minimum notice period, such notice period has been included in the above table. The contractual purchase price for substantially all of these contracts is variable based upon market prices, subject to annual negotiations. We have estimated our contractual obligations by using the terms of our 2002 pricing for each contract. We also have a limited number of contracts which require a minimum payment, even if no volume is purchased. These contracts approximate \$35 million annually through 2005, declining to approximately \$16 million after 2011, and are included in the table above. We believe that all of our purchase obligations will be utilized in our normal operations.

- (3) Totals do not include commitments pertaining to our pension and other postretirement obligations. Our estimated future obligations are as follows:

	2005-2007	2008-2009	Average Annual Amount For Next Five Years
	(in millions)		
Pension plans	\$ 180.0	\$ 166.6	\$ 90.5
Other postretirement obligations	\$ 31.9	\$ 21.8	\$ 11.1

## Off-Balance Sheet Arrangements

### *Receivables Securitization*

HI maintains an off-balance sheet receivables securitization facility to provide liquidity for its operations and working capital needs. Under the accounts receivable securitization facility, interests in certain of its trade receivables are transferred to a qualified off-balance sheet entity (the "Receivables Trust"). The Receivables Trust is not our affiliate. The acquisitions of these receivables by the Receivables Trust are financed through the issuance of dollar- or euro-denominated commercial paper and/or medium term notes of the Receivables Trust. The debt associated with the commercial paper and medium term notes is not reflected on HI's balance sheet. The accounts receivable securitization program is an important source of liquidity to HI.

A portion of the medium term notes (€90.5 million) is denominated in euros and is subject to fluctuation in currency rates versus the U.S. dollar. The total outstanding balance of medium term notes was approximately \$197 million in U.S. dollar equivalents as of September 30, 2004. In addition to medium term notes, the Receivables Trust also maintains an annual commitment with a third party to issue commercial paper for an amount up to \$125 million. As of September 30, 2004, the total outstanding balance of such commercial paper was approximately €30 million (\$37 million). The commercial paper facility matures on March 31, 2007, and the medium term notes mature in June 2006.

Subject to the annual seasonality of HI's accounts receivable, we estimate that the total availability to HI from the sale of accounts receivable under the securitization program may range between \$280 million to \$325 million (the mandatory prepayment limit under the HI Credit Facilities—see further discussion below) at certain periods during a calendar year. The weighted average interest rates on the medium term notes and commercial paper was approximately 2.5% as of September 30, 2004. Losses on the accounts receivable securitization program in the nine months ended September 30, 2004 were \$10.2 million. Losses on the accounts receivable securitization program include the discount on receivables sold into the program, fees and expenses associated with the program and gains (losses) on foreign currency hedge contracts mandated by the terms of the program to hedge currency exposures on the collateral supporting the off-balance sheet debt issued. For the nine months ended September 30, 2004, losses on the accounts receivable securitization program include losses of \$1.0 million on foreign currency hedge contracts mandated by the accounts receivable securitization program. We believe that the multicurrency commercial paper facility discussed above has enabled it to better naturally hedge the off-balance sheet debt to the underlying collateral supporting such debt and thereby reduce the impact on, and need for, foreign currency hedges as experienced in prior periods under the accounts receivable securitization program.

The HI Credit Facilities require a mandatory prepayment to the extent that the proceeds to HI from the sale of accounts receivable under the securitization program exceed \$325 million at any time, except if such excess is attributed to the change in foreign currency rates within a 30-day period. HI does not guarantee the medium term notes or commercial paper issued under the program, but HI is responsible for dilution adjustments and ensuring that the collection policies relating to the receivables are followed. HI also indemnifies the Receivables Trust if account debtors raise defenses, disputes, offsets or counterclaims, HI breaches its administrative and other obligations with respect to accounts or an account ceases to be an eligible receivable for purposes of the program. In addition, while HI does not anticipate it, if at any time it were unable to sell sufficient receivables into the program to support the volume of commercial paper and medium term notes issued under the program, HI may be required to inject cash into the program as collateral. Under such circumstance, and depending on the timing of such circumstance, the requirement to provide cash collateral to the program could have a negative effect on our liquidity.

### Financing of Chinese MDI Facilities

In 2003, we entered into two related joint venture agreements to build MDI production facilities near Shanghai, China. One joint venture, with BASF AG and three Chinese chemical companies, and known as Shanghai Lianheng Isocyanate Company Limited (the "Chinese Manufacturing JV"), will build three plants to manufacture MNB, aniline, and crude MDI. We effectively own 35% of the Chinese Manufacturing JV. The Chinese Splitting JV, the other joint venture with Shanghai Chlor-Alkali Chemical Company, Ltd., will build a plant to manufacture pure MDI, polymeric MDI and MDI variants. We own 70% of the Chinese Splitting JV.

On September 19, 2003, the joint ventures obtained secured financing for the construction of the production facilities. The Chinese Splitting JV is our consolidated subsidiary, and the details of its financing are described in "—Debt and Liquidity—Other Debt" above. The Chinese Manufacturing JV is not our consolidated subsidiary. The Chinese Manufacturing JV obtained various committed loans in the aggregate amount of approximately \$224 million in U.S. dollar equivalents. As of September 30, 2004, there were no outstanding U.S. dollar borrowings and 30 million in outstanding RMB (\$3.6 million) borrowings under these facilities. The interest rate on these facilities is LIBOR plus 0.48% for U.S. dollar borrowings and 90% of the Peoples Bank of China rate for RMB borrowings. The loans are secured by substantially all the assets of the Chinese Manufacturing JV and will be paid in 16 semi-annual installments, beginning no later than June 30, 2007. The financing will be non-recourse to us, but during the construction phase we unconditionally guarantee 35% of any amounts due and unpaid by the Chinese Manufacturing JV under the loans described above (except for a VAT facility of approximately \$1.5 million which is not guaranteed). Our guarantee remains in effect until the Chinese Manufacturing JV has commenced production of at least 70% of capacity for at least 30 days and achieved a debt service coverage ratio of at least 1:1. As noted above in "Debt and Liquidity—Other Debt," we also unconditionally guarantee 70% of the amounts due and unpaid by the Chinese Splitting JV.

### Restructuring and Plant Closing Costs

During the periods discussed below, we have pursued two major cost reduction programs to improve operational efficiencies, the HLLC Restructuring (2001-2002) and Project Coronado (2003-2004). We have conducted, and with respect to Project Coronado continue to conduct, numerous discrete, but frequently individually immaterial, restructuring projects in connection with these two major programs.

As of September 30, 2004, accrued restructuring and plant closing costs by type of cost and activity consisted of the following (dollars in millions):

	Workforce reductions(1)	Demolition and decommissioning	Non-cancelable lease costs	Other restructuring costs	Total(2)
Accrued liabilities as of January 1, 2001	\$ —	\$ —	\$ —	\$ —	\$ —
Charges for 2001 activities	44.2	2.8	6.9	6.4	60.3
Payments(3)	—	—	—	—	—
Accrued liabilities as of December 31, 2001	44.2	2.8	6.9	6.4	60.3
Charges for 2001 activities	—	1.0	(4.6)	(1.7)	(5.3)
Charges for 2002 activities	1.6	2.7	—	—	4.3
Payments for 2001 activities(3)	(40.3)	(0.5)	(1.7)	(4.7)	(47.2)
Payments for 2002 activities(3)	(1.6)	(2.7)	—	—	(4.3)
Accrued liabilities as of December 31, 2002	3.9	3.3	0.6	—	7.8
HIH balance at consolidation on May 1, 2003(4)	24.2	—	—	—	24.2
AdMat opening balance sheet liabilities at June 30, 2003(5)	53.2	1.5	—	6.1	60.8
Charges for 2001 activities	(2.0)	(0.3)	(0.2)	—	(2.5)
Charges for 2003 activities	28.1	—	—	—	28.1
Payments for 2001 activities(3)	(1.9)	(0.4)	(0.2)	—	(2.5)

Payments for 2003 activities(3)	(39.1)	—	—	—	(39.1)
Accrued liabilities as of December 31, 2003	66.4	4.1	0.2	6.1	76.8
Adjustment to the opening balance sheet of AdMat	0.6	—	—	2.0	2.6
Charges for 2003 activities	27.2	—	—	—	27.2
Charges for 2004 activities	60.8	1.9	—	3.5	66.2
Payments for 2001 activities(3)	—	—	(0.2)	—	(0.2)
Payments for 2003 activities(3)	(27.3)	(0.2)	—	(7.5)	(35.0)
Payments for 2004 activities(3)	(20.3)	—	—	—	(20.3)
Accrued liabilities as of September 30, 2004	\$ 107.4	\$ 5.8	\$ —	\$ 4.1	\$ 117.3

- (1) Substantially all of the employees terminated in connection with the restructuring programs were terminated under ongoing termination benefit arrangements. Accordingly, the related liabilities were accrued as a one-time charge to earnings in accordance with Statement of Financial Accounting Standards No. 112, "Employers' Accounting for Postemployment Benefits."

	2001	2002	2003	2004
(2) Accrued liabilities by activities as of December 31, are as follows:				
2001 activities	\$ 60.3	\$ 7.8	\$ 2.8	\$ 2.6
2002 activities	—	—	—	—
2003 activities	—	—	74.0	68.8
2004 activities	—	—	—	45.9
Total	\$ 60.3	\$ 7.8	\$ 76.8	\$ 117.3

- (3) Includes impact of foreign currency translation.
- (4) Prior to May 1, 2003, our investment in HIH was recorded on the equity method. Effective May 1, 2003, HIH is recorded as a consolidated subsidiary. HIH accrued liabilities for workforce reductions include a \$7.1 million liability at December 31, 2002 related to a prior period and a \$19.1 million charge recorded in the first quarter of 2003 offset by \$2.0 million in cash payments through May 1, 2003.
- (5) Advanced Materials' restructuring liabilities were recorded on its opening balance sheet.

Details with respect to our reserves for restructuring and plant closing costs are provided below by segments and activity (dollars in millions):

	Polyurethanes	Advanced Materials	Performance Products	Pigments	Base Chemicals	Polymers	Total
Accrued liabilities as of January 1, 2001	\$ —	\$ —	\$ —	\$ —	\$ —	\$ —	\$ —
Charges for 2001 activities	—	—	—	—	35.2	25.1	60.3
Payments(2)	—	—	—	—	—	—	—
Accrued liabilities as of December 31, 2001	—	—	—	—	35.2	25.1	60.3
Charges for 2001 activities	—	—	—	—	—	(5.3)	(5.3)
Charges for 2002 activities	—	—	4.3	—	—	—	4.3
Payments for 2001 activities(2)	—	—	—	—	(30.2)	(17.0)	(47.2)
Payments for 2002 activities(2)	—	—	(4.3)	—	—	—	(4.3)
Accrued liabilities as of December 31, 2002	—	—	—	—	5.0	2.8	7.8
HIH balance at consolidation on May 1, 2003	24.2	—	—	—	—	—	24.2
AdMat opening balance sheet liabilities at June 30, 2003	—	60.8	—	—	—	—	60.8
Charges for 2001 activities	—	—	—	—	(2.5)	—	(2.5)
Charges for 2003 activities	10.9	—	10.7	6.5	—	—	28.1
Payments for 2001 activities(2)	—	—	—	—	(2.5)	—	(2.5)
Payments for 2003 activities(2)	(19.3)	(9.3)	(8.3)	(2.2)	—	—	(39.1)
Accrued liabilities as of December 31, 2003	15.8	51.5	2.4	4.3	—	2.8	76.8
Adjustments to the opening balance sheet of AdMat	—	2.6	—	—	—	—	2.6
Charges for 2003 activities	—	—	17.5	9.7	—	—	27.2
Charges for 2004 activities(1)	24.8	—	7.3	20.9	9.1	4.1	66.2
Payments for 2001 activities(2)	—	—	—	—	—	(0.2)	(0.2)
Payments for 2003 activities(2)	(6.3)	(23.0)	(1.7)	(4.0)	—	—	(35.0)
Payments for 2004 activities(2)	(6.0)	—	(2.4)	(8.2)	—	(3.7)	(20.3)
Accrued liabilities as of September 30, 2004	\$ 28.3	\$ 31.1	\$ 23.1	\$ 22.7	\$ 9.1	\$ 3.0	\$ 117.3
Current portion of restructuring reserve	\$ 28.3	\$ 31.1	\$ 23.1	\$ 22.7	\$ 9.1	\$ 3.0	\$ 117.3
Long-term portion of restructuring reserve	—	—	—	—	—	—	—
Estimated additional future charges for current restructuring projects:							
Estimated additional charges within one year							
Cash charges	\$ 9.0	\$ —	\$ 20.0	\$ 9.0	\$ 5.0	\$ 1.0	\$ 44.0
Noncash charges	—	—	31.0	—	—	—	31.0
Estimated additional charges beyond one year							
Cash charges	\$ —	\$ —	\$ —	\$ —	\$ —	\$ —	\$ —
Noncash charges	—	—	—	—	—	—	—

(1) Does not include non-cash charges of \$109.0 million for asset impairments and write downs.

(2) Includes impact of foreign currency translation.

The following table sets forth the expected effects from our restructuring and plant closing activities in process as of September 30, 2004:

	Year Ending December 31,	
	2005	2006
	(in millions)	
Expected increase (decrease) from restructuring and plant closing activities on:		
Revenues	\$ (22)	\$ (43)
Cost of goods sold	(86)	(136)
Gross profit	64	93
Selling, general and administrative expenses	(10)	(21)
Operating income	74	114
Net cash provided by operating activities	\$ (38)	\$ 105

The foregoing are estimates and are subject to risks and uncertainties. We cannot assure you that the actual effects from our restructuring and plant closing activities will be consistent with the foregoing estimates.

#### *Restructuring Activities for the Nine Months Ended September 30, 2004*

As of September 30, 2004 and December 31, 2003, we had reserves for restructuring and plant closing costs of \$117.3 million and \$76.8 million, respectively. During the nine months ended September 30, 2004, we, on a consolidated basis, recorded additional reserves of \$93.4 million, including reserves for workforce reductions, demolition and decommissioning and other restructuring costs associated with closure or curtailment of activities at our smaller, less efficient manufacturing facilities. During the 2004 period, we made cash payments against these reserves of \$55.5 million. We anticipate that the various projects which we commenced in 2004 will generate additional future earnings and cash flow which will allow us to recover our costs, on average, within a one to two year period.

As of December 31, 2003, the Polyurethanes segment reserve consisted of \$15.8 million related to the restructuring activities at the Rozenburg, Netherlands site (as announced in 2003), the workforce reductions throughout the Polyurethanes segment (as announced in 2003), and the closure of the Shepton Mallet, U.K. site (as announced in 2002). During the nine months ended September 30, 2004, the Polyurethanes segment recorded additional restructuring charges of \$24.8 million and made cash payments of \$12.3 million. In the first quarter of 2004, the Polyurethanes segment recorded restructuring expenses of \$4.8 million, all of which are payable in cash. In the second quarter of 2004, the Polyurethanes segment announced restructuring charges of \$18.1 million, all of which are payable in cash. During the third quarter of 2004, the Polyurethanes segment recorded additional restructuring expenses of \$9.9 million, of which \$1.9 million are payable in cash and the remainder is an impairment of its West Deptford, New Jersey site. These restructuring activities are expected to result in additional restructuring charges of approximately \$9 million through 2005 and result in workforce reductions of approximately 160 positions, of which 52 positions have been reduced during the nine months ended September 30, 2004. As of September 30, 2004, the Polyurethanes segment restructuring reserve totaled \$28.3 million.

In connection with the AdMat Transaction, we are implementing a substantial cost reduction program. The program includes reductions in costs in the Advanced Materials segment's global supply chain, reductions in general and administrative costs across the business and the centralization of operations where efficiencies may be achieved. The cost reduction program is expected to continue through June 2005 and is estimated to involve \$63.5 million in total restructuring costs, all of which were recorded in the opening balance sheet. The program will result in approximately \$53.9 million in costs for workforce reduction and approximately \$9.6 million in costs to close plants and discontinue certain service contracts worldwide. The Advanced Materials segment reduced workforce by 188

positions and 151 positions during the six months ended December 31, 2003 and the nine months ended September 30, 2004, respectively.

As of December 31, 2003, the Performance Products segment reserve consisted of \$2.4 million relating to the closure of a number of plants at the Whitehaven, U.K. facility, the closure of an administrative office in London, U.K., the rationalization of a surfactants technical center in Oldbury, U.K., and the restructuring of a facility in Barcelona, Spain. During the nine months ended September 30, 2004, the Performance Products segment accrued restructuring charges of \$41.2 million consisting of cash charges of \$24.8 million and \$16.4 million of asset impairment. During the second quarter 2004, the Performance Products segment recorded charges of \$20.9 million, of which \$5.1 million were payable in cash. These charges primarily related to the announced the closure of our Guelph, Ontario, Canada Performance Products manufacturing facility, involving a restructuring charge of \$20.2 million consisting of a \$15.8 million asset impairment and \$4.4 million of charges payable in cash. Production will be moved to our other larger, more efficient facilities. Workforce reductions of approximately 66 positions are anticipated. During the third quarter of 2004, we adopted a plan to reduce the workforce across all locations in our European surfactants business by approximately 250 positions. A restructuring charge of \$17.5 million was recorded consisting entirely of severance charges to be paid in cash. During the third quarter of 2004, we also announced the closure of our maleic anhydride briquette facility in Queeny, Missouri and recorded a restructuring charge of \$1.5 million which consisted of a \$0.6 million asset impairment and a charge payable in cash of \$0.9 million. During the third quarter of 2004, we also announced the closure of our technical facility in Austin, Texas and recorded a restructuring charge of \$1.3 million which is payable in cash. During the nine months ended September 30, 2004, we made cash payments of \$4.1 million related to restructuring activities. These restructuring activities are not expected to result in additional charges. The Performance Products segment reserve totaled \$23.1 million as of September 30, 2004.

On October 27, 2004, we adopted a plan to rationalize the Whitehaven, U.K. surfactants operations of our Performance Products segment. The plan includes the closure of substantially all of our Whitehaven, U.K. surfactants manufacturing facility and the reduction of approximately 70 positions at the facility. The rationalization is part of a reorganization of our European surfactants business which is expected to reduce an additional 250 positions over a period of 15 months at facilities throughout Europe. In connection with the rationalization of the Whitehaven facility, we expect to recognize a restructuring charge of approximately \$51 million in the fourth quarter of 2004, of which approximately \$20 million is expected to be payable in cash.

As of December 31, 2003, the Polymers segment reserve consisted of \$2.8 million related to its demolition and decommissioning of the Odessa, Texas styrene manufacturing facility and non-cancelable lease costs. During the nine months ended September 30, 2004, the Polymers segment recorded restructuring expenses related to the closure of an Australian manufacturing unit of \$7.6 million and made cash payments of \$3.9 million related to these restructuring activities. Of the \$7.6 million of restructuring expenses, \$5.2 million were recorded in the second quarter and \$2.4 million were recorded in the third quarter, and \$4.1 million are payable in cash. These restructuring activities are expected to result in additional charges of less than \$1.0 million through 2005 and in workforce reductions of approximately 23 positions. The Polymers segment reserve totaled \$3.0 million as of September 30, 2004.

As of September 30, 2004 and December 31, 2003, the Pigments segment reserve consisted of \$22.7 million and \$4.3 million, respectively. During the nine months ended September 30, 2004, the Pigments segment recorded additional restructuring charges of \$111.7 million and made cash payments of \$12.2 million. In the first quarter of 2004, the Pigments segment recorded restructuring expenses of \$3.9 million, all of which are payable in cash. In the second quarter of 2004, the Pigments segment recorded restructuring expenses of \$104.2 million, of which \$81.1 million is not payable in cash. In the fourth quarter of 2004, following a review of the Pigments business, we idled approximately 55,000 tonnes, or about 10%, of our total titanium dioxide production capacity. As a result of this decision,

which we made in April 2004, we have recorded a restructuring charge of \$17.0 million to be paid in cash, a \$77.2 million asset impairment charge and a \$3.9 million charge for the write-off of spare parts inventory and other assets. Concerning the impairment charge, we determined that the value of the related long-lived assets was impaired and recorded the non-cash charge to earnings for the impairment of these assets. The fair value of these assets for purposes of measuring the impairment was determined using the present value of expected cash flows. Additional second quarter 2004 restructuring activities resulted in a charge of \$6.1 million, all of which is payable in cash. In the third quarter of 2004, the Pigments segment recorded restructuring expenses of \$3.6 million, all of which are payable in cash, related to workforce reductions at several of its locations worldwide. These restructuring activities are expected to result in additional restructuring charges of approximately \$9 million through 2005 and result in workforce reductions of approximately 475 positions, of which 180 positions have been reduced during the nine months ended September 30, 2004.

As of September 30, 2004 and December 31, 2003, the Base Chemicals segment reserve consisted of \$9.1 million and nil, respectively, related to workforce reductions arising from the announced change in work shift schedules and in the engineering and support functions at the Wilton and North Tees, U.K. facilities. During the nine months ended September 30, 2004, the Base Chemicals segment recorded restructuring charges of \$9.1 million, all of which is payable in cash; \$2.2 million of these charges were recorded in the second quarter and \$6.9 million were recorded in the third quarter of 2004. These restructuring activities are expected to result in additional charges of approximately \$5 million and in workforce reductions of approximately 100 positions through 2005.

#### ***Restructuring Activities for the Year Ended December 31, 2003***

On March 11, 2003 (before HIIH was consolidated into us), the Polyurethanes segment announced that it would integrate its global flexible products unit into its urethane specialties unit, and recorded a restructuring charge of \$19.2 million for workforce reductions of approximately 118 employees. During the remainder of the year, charges of \$8.9 million were taken for workforce reductions relating to this restructuring at the Rozenberg, Netherlands site.

In June 2003, we announced that our Performance Products segment would close a number of plants at its Whitehaven, U.K. facility and recorded a charge of \$20.1 million in the second quarter 2003. This charge represents \$11.4 million relating to an impairment of assets at Whitehaven (in connection with the plant shutdowns) and \$8.7 million of workforce reduction costs. We also recorded a \$2.0 million charge in respect of severance costs arising from the closure of an administrative office in London, U.K., the rationalization of our surfactants technical center in Oldbury, U.K., and the restructuring of our facility in Barcelona, Spain. These charges are part of an overall cost reduction program for this segment that is expected to be implemented through 2005.

In August 2003, we recorded a restructuring charge of \$6.5 million related to workforce reductions of approximately 63 employees across our global Pigments operations. The overall cost reduction program to be completed from 2003 to 2005 for the Pigments segment will involve 250 employees and is estimated to cost an additional \$16.5 million. At December 31, 2003, \$4.3 million remains in the reserve for restructuring and plant closing costs related to these restructuring activities.

In connection with the AdMat Transaction, we are implementing a substantial cost reduction program. The program will include reductions in costs of our global supply chain, reductions in general and administrative costs across the business and the centralization of operations where efficiencies may be achieved. The cost reduction program is expected to be implemented through June 2005 and is estimated to involve \$60.8 million in total restructuring costs. As part of the program, we expect to incur approximately \$53.2 million to reduce headcount and to incur approximately \$7.6 million to close plants and discontinue certain service contracts worldwide. We reduced 188 staff in the six months ended December 31 2003. Payments of restructuring and plant closing costs were recorded against reserves established in connection with recording the AdMat Transaction as a purchase business combination. At December 31, 2003, \$51.5 million remains in the reserve for restructuring and plant

closing costs related to the cost reduction program. We expect to finalize our restructuring plans by June 30, 2004. Accordingly, the reserve for restructuring and plant closing costs are subject to revision based on final assessment.

#### ***Restructuring Activities for the Year Ended December 31, 2002***

During 2002, we announced that we would be closing certain units at our Jefferson County and Canadian plants, primarily in the Performance Products business. As a result, we recorded accrued severance and shutdown costs of \$4.3 million substantially all of which had not been paid at December 31, 2002. The net effect of 2002 unit closing costs and the reversal of restructuring charges discussed in "—2001 Restructuring Activities" below is to reflect \$1.0 million in income in 2002 and to reflect a \$7.8 million accrual at December 31, 2002.

#### ***Restructuring Activities for the Year Ended December 31, 2001***

During 2001, we initiated a restructuring plan closing certain manufacturing units and eliminating sales and administrative positions. In addition, we recorded an asset impairment charge related to fixed assets and goodwill. The restructuring charge, which was recorded in several phases during the year, included the closure of a styrene production unit located in Odessa, Texas, the closure of the polypropylene Line 1 unit located in Odessa, Texas (which represents approximately 30% of the Odessa facility's current total capacity), the write-off of the flexible polyolefins unit located in Odessa, Texas which was under evaluation for alternative product use and the write-off of the manufacturing facility in Austin, Texas. The total write-off of property, plant and equipment as a result of the closures was \$102.6 million.

In connection with the closures, we recorded accruals for decommissioning costs, non-cancelable lease charges and provided for the write off of unusable material and supplies inventory. We also wrote off \$33.8 million of goodwill related to the closures.

As a result of the plant closings and the elimination of redundant costs in the maintenance, technical services and overhead cost structure, approximately \$44.2 million was accrued for severance, fringe benefits and outplacement costs. The program resulted in a workforce reduction of approximately 800 manufacturing, sales, general and administrative and technical employees. The restructuring plan was substantially completed by the second quarter of 2002.

Under SFAS No. 121, "*Accounting for the Impairment of Long-Lived Assets and for Long-Lived Assets to be Disposed Of*," companies must review the carrying amount of long-lived assets and certain intangibles, including related goodwill, whenever events or changes in circumstances indicate that the carrying amount of an asset or a group of assets may not be recoverable.

We recorded an asset impairment charge of \$385.4 million in the fourth quarter of 2001 related to property, plant and equipment of the Polymers segment. During 2001, the Polymers segment experienced significant declines in sales prices and operating cash flow. The declining results were primarily due to lower sales prices, coupled with difficulty in passing on raw material and energy costs to customers. The lower sales prices were primarily due to decreased demand in industrial and consumer related applications, which resulted in increased competition and reduced operating rates. In early October 2001, as a result of the above factors and as part of our restructuring efforts, we performed a review of our remaining polyethylene, polypropylene and amorphous polyalphaolefin businesses. During this time, we engaged a financial advisor and investment banker to assist us and our domestic subsidiaries in identifying and exploring strategic alternatives, including developing out of court or court sanctioned financial restructuring plans. In February 2002, the financial advisor provided a valuation report to our management, which indicated an impairment of the Polymers assets. As a result, in the fourth quarter of 2001 it became necessary to assess the Polymers fixed assets for impairment as required under SFAS No. 121.

We performed an evaluation of the recoverability of all the assets of the Polymers business in accordance with SFAS No. 121. An impairment charge was required as a result of this evaluation as the

estimated fair value of the Polymers assets was less than their carrying value. The fair value of the Polymers net assets was determined by discounting the estimated future cash flows using a discount rate commensurate with the risks involved.

Our non-cash restructuring costs and impairment charges have been recorded against the following accounts: \$488.0 million against property, plant and equipment; \$33.8 million against goodwill; \$6.4 million against inventories; and \$55.0 million against accrued liabilities.

## **Capital Expenditures**

### *Nine Months Ended September 30, 2004*

Capital expenditures for the nine months ended September 30, 2004 and September 30, 2003 were \$145.0 million and \$129.9 million, respectively. The increase is largely attributable to the HIH Consolidation Transaction effective May 2003 and the AdMat Transaction effective June 30, 2003.

At HIH, capital expenditures for the nine months ended September 30, 2004 were \$91.6 million, a decrease of approximately \$4.1 million compared to the same period in 2003. At HLLC (excluding HIH), capital expenditures for the nine months ended September 30, 2004 were \$46.1 million, a decrease of approximately \$18.5 million compared to the same period in 2003. This decrease was largely attributable to increased capital expenditures in the 2003 period relating to implementation of our North American SAP system. At Advanced Materials, capital expenditures for the nine months ended September 30, 2004 were \$7.3 million, a decrease of approximately \$0.2 million compared to the same period in 2003.

We expect to spend approximately \$230 million to \$240 million during 2004 on capital projects, which includes any expenditures for the LDPE facility at Wilton, U.K. discussed below. During 2004, we expect to spend approximately \$25 million to fund our Chinese MDI joint ventures, which includes approximately \$13 million in the Chinese Splitting JV as capital expenditures and approximately \$12 million in the Chinese Manufacturing JV as an investment in unconsolidated affiliates. We expect to fund up to a total of approximately \$85 million to the Chinese MDI joint ventures over the next several years, approximately \$43 million in the Chinese Splitting JV as capital expenditures and approximately \$42 million in the Chinese Manufacturing JV as an investment in unconsolidated affiliates.

We believe that the cost position of our Wilton, U.K. olefins facility uniquely positions it to be the site of a polyethylene production facility. While we export approximately one-third of our ethylene production each year to continental Europe, incurring significant shipping and handling costs, the U.K. annually imports approximately 1.9 billion pounds of polyethylene. We believe this provides an opportunity to capitalize on the low-cost operating environment and extensive petrochemical infrastructure and logistics at Wilton, as supported by a feasibility study that was conducted with respect to the construction of a world-scale LDPE facility at our Wilton site. The LDPE facility will have the capacity to produce approximately 900 million pounds of LDPE annually and is estimated to cost \$300 million to construct net of any grant proceeds obtained. HI has been awarded a grant of £16.5 million (approximately \$30 million) from the U.K. Government's Department of Trade and Industry to finance a portion of the construction of the LDPE facility. We expect construction of the LDPE facility to be complete in late 2007.

In connection with our joint ventures with Rubicon LLC and Louisiana Pigment Company, L.P., we are obligated to fund our proportionate share of capital expenditures. During the nine months ended September 30, 2004 and 2003, we invested \$1.8 million and \$2.2 million, respectively, in Rubicon LLC. With respect to Louisiana Pigment, during the nine months ended September 30, 2004 and 2003, we received \$9.1 million and \$2.1 million, respectively.

We expect to finance our capital expenditure commitments through a combination of our financing arrangements and cash flow from operations.

### ***Year Ended December 31, 2003***

Consolidated capital expenditures for the years ended December 31, 2003 and December 31, 2002 were \$191.0 million and \$70.2 million, respectively. The increase is largely attributable to the HIH Consolidation Transaction effective May 2003 and the AdMat Transaction effective June 30, 2003.

At HIH, capital expenditures for the year ended December 31, 2003 were \$127.4 million, a decrease of approximately \$63.1 million compared to the same period in 2002. The decrease was largely attributable to increased expenditures in the 2002 period in connection with the ICON modernization and the expansion of the titanium dioxide manufacturing facility at Greatham, U.K., and the SAP project within our Pigments segment. At HLLC (excluding HIH), capital expenditures for the year ended December 31, 2003 were \$89.7 million, an increase of approximately \$19.5 million compared to the same period in 2002. This increase was largely attributable to increased capital expenditures in the 2003 period in connection with the planned turnaround and inspection of our Port Arthur, Texas Olefins unit, the implementation of our North American SAP system, and a return to a more normalized level of expenditures. At Advanced Materials, capital expenditures for the year ended December 31, 2003 were \$11.8 million, a decrease of approximately \$12.2 million compared to the same period in 2002. This decrease was largely attributable to liquidity management efforts.

### **Recently Issued Financial Accounting Standards**

In January 2003, the Financial Accounting Standards Board ("FASB") issued Financial Interpretation No. ("FIN") 46, *"Consolidation of Variable Interest Entities."* FIN 46 addresses the requirements for business enterprises to consolidate related entities, for which they do not have controlling interests through voting or other rights, if they are determined to be the primary beneficiary as a result of variable economic interests. Transfers to a qualifying special purpose entity are not subject to this interpretation. In December 2003, the FASB issued a complete replacement of FIN 46 (FIN 46R), to clarify certain complexities. We are required to adopt this standard on January 1, 2005. We do not believe that the impact of FIN 46R on our financial statements will be material.

In May 2003, the FASB issued SFAS No. 150, *"Accounting for Certain Financial Instruments with Characteristics of Both Liabilities and Equity."* SFAS No. 150 establishes standards for classifying and measuring as liabilities certain financial instruments that embody obligations of the issuer and have characteristics of both liabilities and equity. SFAS No. 150 is effective for all financial instruments created or modified after May 31, 2003 and otherwise is effective at the beginning of the first interim period beginning after June 15, 2003. The adoption of SFAS No. 150 did not have a material impact on our consolidated financial statements.

In November 2004, the FASB issued SFAS No. 151, *"Inventory Costs—an amendment of ARB No. 43."* SFAS No. 151 requires abnormal amounts of idle facility expense, freight, handling costs, and wasted material to be recognized as current-period charges. It also requires that allocation of fixed production overheads to the costs of conversion be based on the normal capacity of the production facilities. The requirements of the standard will be effective for inventory costs incurred during fiscal years beginning after June 15, 2005. We are reviewing SFAS No. 151 to determine the statement's impact on our consolidated financial statements.

In December 2004, the FASB issued SFAS No. 153, *"Exchanges of Nonmonetary Assets—an amendment of APB Opinion No. 29."* SFAS No. 153 addresses the measurement of exchanges of nonmonetary assets and eliminates the exception from fair value measurement for nonmonetary exchanges of similar productive assets in APB Opinion No. 29 and replaces it with an exception for exchanges that do not have commercial substance. SFAS No. 153 specifies that a nonmonetary exchange has commercial substance if the future cash flows of the entity are expected to change significantly as a result of the exchange. The provisions of this standard are effective for nonmonetary exchanges occurring in fiscal periods beginning after June 15, 2005. We will apply this standard prospectively.

In December 2004, the FASB issued SFAS No. 123R, "*Share Based Payment*." SFAS No. 123R requires entities to measure the cost of employee services received in exchange for an award of equity instruments based on the grant-date fair value of the award. That cost will be recognized over the period during which the employee is required to provide services in exchange for the award. This standard eliminates the alternative to use the intrinsic value method of accounting for share based payments as previously provided in APB Opinion No. 25, "*Accounting for Stock Issued to Employees*." This standard is effective for us beginning in January 2006. We are reviewing SFAS No. 123R to determine the statement's impact on our consolidated financial statements.

## **Critical Accounting Policies**

The preparation of financial statements and related disclosures in conformity with accounting principles generally accepted in the U.S. requires management to make judgments, estimates and assumptions that affect the reported amounts in the consolidated financial statements. Our significant accounting policies are summarized in Note 2 to the Consolidated Financial Statements of Huntsman Holdings, LLC included elsewhere in this prospectus. Summarized below are our critical accounting policies:

### ***Revenue Recognition***

We generate substantially all of our revenues through sales in the open market and long-term supply agreements. We recognize revenue when it is realized or realizable and earned. Revenue for product sales is recognized when a sales arrangement exists, risk and title to the product transfer to the customer, collectibility is reasonably assured and pricing is fixed or determinable. This occurs at the time shipment is made.

### ***Long-Lived Assets***

The determination of useful lives of our property, plant and equipment is considered a critical accounting estimate. Such lives are estimated based upon our historical experience, engineering estimates and industry information and are reviewed when economic events indicate that we may not be able to recover the carrying value of the assets. The estimated lives of our property range from 3 to 30 years and depreciation is recorded on the straight-line method. Inherent in our estimates of useful lives is the assumption that periodic maintenance and an appropriate level of annual capital expenditures will be performed. Without on-going capital improvements and maintenance, the productivity and cost efficiency declines and the useful lives of our assets would be shorter.

Until January 1, 2003, approximately \$1.3 billion of our total plant and equipment was depreciated using the straight-line method on a group basis at a 4.7% composite rate. When capital assets representing complete groups of property were disposed of, the difference between the disposal proceeds and net book value was credited or charged to income. When miscellaneous assets were disposed of, the difference between asset costs and salvage value was charged or credited to accumulated depreciation. Effective January 1, 2003, we changed our method of accounting for depreciation for the assets previously recorded on a group basis to the component method. Specifically, the net book value of all the assets on January 1, 2003 were allocated to individual components and are being depreciated over their remaining useful lives and gains and losses are recognized when a component is retired. This change decreased depreciation for the year ended December 31, 2003 by \$43.0 million.

Management uses judgment to estimate the useful life of our long-lived assets. If the useful life of our property, plant and equipment as of September 30, 2004 were to have been estimated to be one year greater or one year less, then depreciation expense for the nine month period ending September 30, 2004 would have been \$37.1 million less or \$29.3 million greater, respectively.

We are required to evaluate our plant assets whenever events indicate that the carrying value may not be recoverable in the future or when management's plans change regarding those assets, such as idling or closing a plant. We evaluate impairment by comparing undiscounted cash flows of the related

property to the carrying value. Key assumptions in determining the future cash flows include the useful life, technology, competitive pressures, raw material pricing and regulations.

### ***Restructuring and Plant Closing Costs***

We have recorded restructuring charges in recent periods in connection with closing certain plant locations, work force reductions and other cost savings programs. These charges are recorded when management has committed to a plan and incurred a liability related to the plan. Estimates for plant closing include the write-off of the carrying value of the plant, any necessary environmental and/or regulatory costs, contract termination and demolition costs. Estimates for work force reductions and other costs savings are recorded based upon estimates of the number of positions to be terminated, termination benefits to be provided and other information as necessary. While management evaluates the estimates on a quarterly basis and will adjust the reserve when information indicates that the estimate is above or below the initial estimate, management's estimates on a project-by-project basis have not varied to a material degree. See Note 10 to the Consolidated Financial Statements of Huntsman Holdings, LLC, included elsewhere in this prospectus, for further discussion of our restructuring activities.

### ***Income Taxes***

Huntsman Holdings, LLC is treated as a partnership for U.S. federal income tax purposes and as such is generally not subject to U.S. income tax. The only asset held by Huntsman Holdings, LLC is 100% of the common stock of HGI. Income of Huntsman Holdings, LLC is taxed directly to its owners, however, through September 30, 2004 there has been no taxable income or loss. Income of the subsidiaries of Huntsman Holdings, LLC is taxed under consolidated corporate income tax rules. These subsidiaries file a U.S. Federal consolidated tax return with HGI as the parent. HGI and all of its U.S. subsidiaries are parties to various tax sharing agreements which generally provide that the entities will pay their own taxes (as computed on a separate-company basis) and will be compensated for the use of tax attributes, including net operating losses.

Huntsman Holdings, LLC's subsidiaries use the asset and liability method of accounting for income taxes. Deferred income taxes reflect the net tax effects of temporary differences between the carrying amounts of assets and liabilities for financial and tax reporting purposes. Huntsman Holdings, LLC evaluates the resulting deferred tax assets to determine whether it is more likely than not that they will be realized. Valuation allowances have been established against the entire U.S. and a material portion of the non-U.S. deferred tax assets due to an uncertainty of realization. Valuation allowances are reviewed each period on a tax jurisdiction by jurisdiction basis to analyze whether a change in circumstances has occurred to provide enough positive evidence to support a change in judgment about the realizability of the related deferred tax asset in future years.

Subsequent to the AdMat Transaction, substantially all non-U.S. operations of Advanced Materials are treated as our branches for U.S. income tax purposes and are, therefore, subject to both U.S. and non-U.S. income tax. Until we have sufficient U.S. taxable income to utilize foreign tax credits, most income will continue to be effectively taxed in both U.S. and non-U.S. jurisdictions in which it is earned.

Prior and subsequent to the AdMat Transaction, for non-U.S. entities that are not treated as branches for U.S. tax purposes, we do not provide for income taxes or benefits on the undistributed earnings of these subsidiaries as earnings are reinvested and, in the opinion of management, will continue to be reinvested indefinitely. Upon distribution of these earnings, certain of our subsidiaries would be subject to both income taxes and withholding taxes in the various international jurisdictions. It is not practical to estimate the amount of taxes that might be payable upon such distributions.

As of September 30, 2004, we had gross deferred tax assets (primarily tax net operating losses and specific deferred tax assets of a nature similar to net operating losses) of approximately \$3.1 billion. These deferred tax assets are primarily located in the U.S., the U.K., The Netherlands, Switzerland and Malaysia. A material portion of these deferred tax assets is not on our balance sheet because they are

offset by a valuation allowance. In addition to the amount above, we also had gross tax net operating losses in Luxembourg of approximately \$1.0 billion as of September 30, 2004. A material utilization of the Luxembourg tax net operating losses is unlikely. See Note 15 to the Consolidated Financial Statements of Huntsman Holdings, LLC included elsewhere in this prospectus for further discussion of our deferred tax assets.

### ***Employee Benefit Programs***

We sponsor several contributory and non-contributory defined benefit plans primarily covering employees in the U.S., the U.K., Netherlands, Belgium, Canada and a number of other countries. We fund the material plans through trust arrangements (or local equivalents) where the assets are held separately from the employer. We also sponsor unfunded post-retirement plans which provide medical and life insurance benefits covering certain employees in the U.S. and Canada. Amounts recorded in the consolidated financial statements are recorded based upon actuarial valuations performed by various independent actuaries. Inherent in these valuations are numerous assumptions regarding expected return on assets, discount rates, compensation increases, mortality rates and health care costs trends. These assumptions are disclosed in Note 19 to the Consolidated Financial Statements of Huntsman Holdings, LLC included elsewhere in this prospectus.

Management, with the advice of its actuaries, uses judgment to make assumptions on which our employee benefit plan liabilities and expenses are based. The effect of a 1% change in three key assumptions is summarized as follows (dollars in millions):

Assumption	Income Statement Impact(1)	Balance Sheet Impact(2)
Discount rate		
—1% increase	\$ (26.9)	\$ (113.3)
—1% decrease	35.0	236.9
Expected return on assets		
—1% increase	(15.9)	—
—1% decrease	15.9	—
Rate of compensation increase		
—1% increase	20.5	—
—1% decrease	(14.1)	—

- (1) Estimated impact on 2003 net periodic benefit cost.
- (2) Estimated impact on 2004 "Additional Minimum Liability" and "Reduction in Shareholder Equity."

### ***Environmental Reserves***

Environmental remediation costs for our facilities are accrued when it is probable that a liability has been incurred and the amount can be reasonably estimated. Estimates of environmental reserves require evaluating government regulation, available technology, site-specific information and remediation alternatives. We accrue an amount equal to our best estimate of the costs to remediate based upon the available information. Adjustments to our estimates are made periodically based upon additional information received as remediation progresses. For further information see Note 23 to the Consolidated Financial Statements of Huntsman Holdings, LLC included elsewhere in this prospectus.

### ***Quantitative and Qualitative Disclosures About Market Risk***

We are exposed to market risk, including changes in interest rates, currency exchange rates and certain commodity prices. Our exposure to changing commodity prices is somewhat limited since the majority of our raw materials are acquired at posted or market related prices, and sales prices for finished products are generally at market related prices which are largely set on a monthly or quarterly basis in line with industry practice. To manage the volatility relating to these exposures, from time to

time, we enter into various derivative transactions. We hold and issue derivative financial instruments for economic hedging purposes only.

Our cash flows and earnings are subject to fluctuations due to exchange rate variation. Our sales prices are typically denominated in euros or U.S. dollars. From time to time, we may enter into foreign currency derivative instruments to minimize the short-term impact of movements in foreign currency rates. Short-term exposures to changing foreign currency exchange rates at certain foreign subsidiaries are generally netted where practicable with exposures of other subsidiaries and the remaining exposures then, from time to time, may be managed through financial market transactions, principally through the purchase of spot or forward foreign exchange contracts (with maturities of nine months or less) with various financial institutions, to reflect the currency denomination of our cash flows. We do not hedge our currency exposures in a manner that would entirely eliminate the effect of changes in exchange rates on our cash flows and earnings. As of September 30, 2004, we had no outstanding forward foreign exchange contracts. On December 10, 2004, HI entered into a cross currency swap of fixed rate debt with several financial institutions in order to more effectively hedge its overall underlying euro long-term net asset and euro cash flow exposures. In this transaction, HI agreed to swap \$175 million of 7<sup>3</sup>/<sub>8</sub>% fixed rate debt for €132.4 million of 6.63% fixed rate debt. As a result, HI will pay fixed rate interest at an annual rate of 6.63% on €132.4 million of principal and will receive fixed rate interest at an annual rate of 7<sup>3</sup>/<sub>8</sub>% on \$175 million of principal through January 1, 2010. At maturity on January 1, 2010, HI is required to pay principal of €132.4 million and will receive principal of \$175 million. Interest installments are paid semi-annually on January 1 and July 1 of each year beginning July 1, 2005 through maturity. The swap will receive effective treatment as a net investment hedge under GAAP.

Our hedging activity from time to time comprises selling forward surpluses of non-dollar receivables for U.S. dollars. In addition, HI's accounts receivable securitization program requires in certain circumstances that we enter into certain forward foreign currency hedges intended to hedge currency exposures on the collateral supporting the off-balance sheet debt issued in the program.

As of September 30, 2004, HLLC had entered into approximately \$184 million notional amount of interest rate swap transactions, which have remaining terms ranging from approximately 15 to 33 months. The majority of these transactions hedge against movements in U.S. dollar interest rates. The U.S. dollar swap transactions obligate HLLC to pay fixed amounts ranging from 3.78% to 6.55% of the notional amount in exchange for LIBOR-based floating amounts. As of September 30, 2004, HI and Advanced Materials had not entered into any interest rate agreements. We do not hedge our interest rate exposure in a manner that would eliminate the effects of changes in market interest rates on our cash flow and earnings.

As of September 30, 2004, the estimated fair value of our consolidated debt was approximately \$6.7 billion, and the weighted average interest rate of our combined borrowings was approximately 10.1% (8.0% on a pro forma as adjusted basis). As of September 30, 2004, we had combined outstanding variable rate borrowings at HLLC, HI and Advanced Materials of approximately \$2.5 billion. The weighted average interest rate of these borrowings was approximately 6.0%. This weighted average rate does not consider the effects of interest rate hedging activities. Assuming a 1.0% increase in interest rates, without giving effect to interest rate hedges, the effect on the annual interest expense would be an increase of approximately \$25 million. This increase would be reduced by approximately \$1.8 million on an annualized basis, as a result of the effects of the interest rate swap, cap and collar transactions described above.

In order to reduce overall raw material cost volatility, from time to time we enter into various commodity contracts to hedge our purchase of commodity products. We do not hedge our commodity exposure in a manner that would eliminate the effects of changes in commodity prices on our cash flows and earnings. At September 30, 2004, we had forward purchase and sale contracts for 30,000 tonnes of naphtha and 56,000 tonnes of other hydrocarbons, which do not qualify for hedge accounting. Assuming a 10% increase or a 10% decrease in the price per tonne of naphtha, the impact on the forward purchase contracts would result in losses and gains of approximately \$0.3 million, respectively.

**Overview**

We are among the world's largest global manufacturers of differentiated and commodity chemical products. We manufacture a broad range of chemical products and formulations, which are marketed in more than 100 countries to a diversified group of consumer and industrial customers. Our products are used in a wide range of applications, including those in the adhesives, aerospace, automotive, construction products, durable and non-durable consumer products, electronics, medical, packaging, paints and coatings, power generation, refining and synthetic fiber industries. We are a leading global producer in many of our key product lines, including MDI, amines, surfactants, epoxy-based polymer formulations, maleic anhydride and titanium dioxide. We operate 63 manufacturing facilities located in 22 countries and employ over 11,500 associates. Our businesses benefit from significant integration, large production scale and proprietary manufacturing technologies, which allow us to maintain a low-cost position. We had pro forma revenues for the nine months ended September 30, 2004 and the year ended December 31, 2003 of \$8,357.7 million and \$9,252.4 million, respectively.

**Competitive Strengths*****Leading Market Positions in Our Differentiated Product Segments***

We derive a substantial portion of our revenues and EBITDA from our Polyurethanes, Advanced Materials and Performance Products segments, which manufacture our differentiated products. For the nine months ended September 30, 2004, these segments accounted for 52% of our total revenues and 63% of our segment EBITDA. We enjoy leading market positions in many of our primary product lines in these segments, including MDI, amines, carbonates, specialty surfactants, maleic anhydride, adhesives and epoxy-based polymer formulations. Demand for many of these products has been relatively resistant to changes in global economic conditions and has historically grown at rates in excess of GDP growth due to new product development and the continued substitution of our products for traditional materials and chemicals. We produce many of these products using our proprietary manufacturing processes, and we own many patents related to our processes, product formulation and their end-use applications. The markets for many of these products also benefit from a limited number of global producers, significant barriers to entry and a high degree of customer loyalty.

***Large Scale, Integrated Manufacturer with Low Cost Operations***

We are among the world's largest global manufacturers of chemical products. We operate 63 manufacturing facilities located in 22 countries as well as numerous sales, technical service and research facilities. We believe that the scale of our operations enables us to source raw materials and services that we purchase from third parties on terms more advantageous than those available to our smaller competitors. In addition, we are able to leverage selling, administrative and corporate overhead service platforms in order to reduce the operating costs of our businesses, including those that we have acquired. Our scale has also allowed us to rationalize smaller, less efficient capacity in recent years.

Our businesses also benefit from significant product integration. In 2003, we utilized approximately half of our ethylene production and all our EO production in the manufacturing operations of our Performance Products and Polymers segments. In addition, we utilized substantially all the benzene that we produced in the production of our aromatics and MDI. We believe that our high degree of product integration provides us with a competitive advantage over non-integrated producers by reducing both our exposure to cyclical raw material prices and our raw material transportation costs, as well as increasing the operating rates of our facilities. We believe our large production scale and integration enable us to manufacture and market our products at costs that are lower than those achieved by smaller, less integrated producers.

### ***Diverse Customer Base Across Broad Geographic Regions***

We sell our products to a highly diverse base of customers who are located in all major geographic regions and represent many end-use industry groups. We have thousands of customers in more than 100 countries. We have developed a global presence, with approximately 47% of our pro forma revenues for the year ended December 31, 2003 from North America, approximately 37% from Europe, approximately 12% from the Asia/Pacific region and approximately 4% from South America and other regions. We believe that this diversity limits our dependence on any particular product line, customer, end market or geographic region.

### ***Experienced Management***

We are managed by an experienced group of executives, led by Jon M. Huntsman, our Chairman of the Board, and Peter R. Huntsman, our President and Chief Executive Officer. Jon M. Huntsman is the founder of our company and has over 40 years of experience in the chemicals and plastics industries. Peter Huntsman has over 20 years of experience in the chemicals and plastics industries. Both have been instrumental in leading our company through periods of growth and industry cycles. The balance of our executive management team has extensive industry experience and prior work experience at leading chemical and professional services firms, including ICI, Texaco, Inc., Mobil Corporation, Bankers Trust Company and Skadden, Arps, Slate, Meagher & Flom LLP. Throughout our history, our management team has demonstrated expertise and entrepreneurial spirit in expanding our businesses, integrating numerous acquisitions and executing on significant cost cutting programs.

## **Business Strategy**

### ***Expand Our Differentiated Segments***

Since 1999, we have invested over \$500 million in discretionary capital expenditures and completed seven strategic acquisitions to expand our differentiated segments. As a result, in the nine months ended September 30, 2004, these segments produced 52% of our pro forma revenues and 63% of our segment EBITDA. We intend to continue to invest our capital in the higher-growth, higher-margin differentiated segments in order to expand the breadth of our product offerings, extend the geographic scope of these businesses and increase our production capacity to meet growing customer demand. As part of this strategy, we have a significant interest in a manufacturing joint venture that has recently begun construction of a world-scale MDI production facility near Shanghai, China. We believe that this will enable us to strengthen our long-standing presence in China and to further capitalize on the growth in demand for MDI in this region, especially in Asia. We intend to continue to invest in our global research and development capabilities in order to meet the increasingly sophisticated needs of our customers in areas of new product development and product application technology. We have recently announced that we will consolidate substantially all of our existing North American Polyurethanes, Advanced Materials and Performance Products research and development, technical service and process technology capabilities in a new, state-of-the-art facility to be constructed in The Woodlands, Texas.

### ***Maximize Cash Generated By Our Commodity Segments***

We derived 48% of our revenues and 37% of our segment EBITDA for the nine months ended September 30, 2004 from our Pigments, Polymers and Base Chemicals segments. We believe we have cost-competitive facilities in each of these segments, which produce primarily commodity products. In periods of favorable market conditions, our commodity businesses have historically generated significant amounts of free cash flow. We intend to continue to selectively invest sufficient capital to sustain the competitive position of our existing commodity facilities and improve their cost structure. In addition,

we intend to capitalize on the low-cost position of our Wilton, U.K. olefins facility by constructing a world-scale LDPE facility on an adjacent site.

### ***Continue Focus on Improving Operational Efficiencies***

We continuously focus on identifying opportunities to reduce our operating costs and maximize our operating efficiency. We have completed a number of targeted cost reduction programs and other actions since 1999. These programs have included, among other things, the closing of seven high-cost manufacturing units as well as reducing corporate and administrative costs. More recently, we have announced a comprehensive global cost reduction program, which we refer to as "Project Coronado," with a goal of further reducing our annual fixed manufacturing and selling, general and administrative costs by \$200 million by 2006. In connection with Project Coronado, we have recently announced the closure of eight smaller, less competitive manufacturing units in our Polyurethanes, Advanced Materials, Performance Products and Pigments segments. These and other actions have resulted in the reduction of approximately 1,500 employees in these businesses since 2000.

### ***Further Reduce Our Indebtedness***

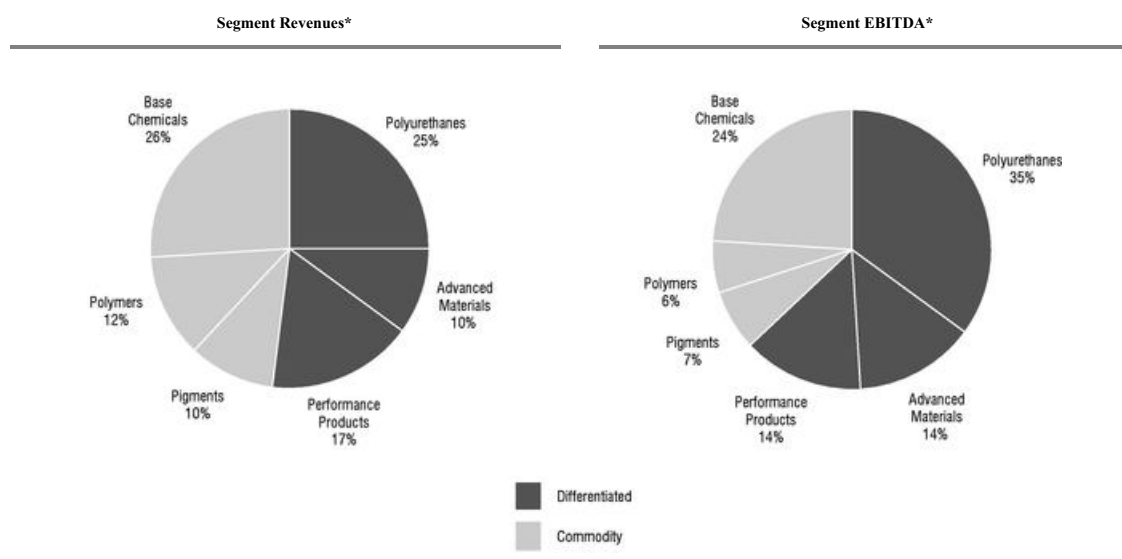
We intend to use substantially all of the net proceeds of approximately \$1,300 million from the concurrent offerings of our common stock and our mandatory convertible preferred stock, together with cash on hand, to reduce our outstanding indebtedness. This will result in a significant reduction in our annual interest expense. If the profitability of our businesses continues to improve, we intend to further reduce the level of our indebtedness. The amount of any further reductions of our indebtedness will depend on a number of factors, including our future profitability and alternative uses for our available cash.

### **Our Products and Segments**

Our business is organized around our six segments: Polyurethanes, Advanced Materials, Performance Products, Pigments, Polymers and Base Chemicals. These segments can be divided into two broad categories: differentiated and commodity. We produce differentiated products primarily in our Polyurethanes, Advanced Materials and Performance Products segments. These products serve diverse end markets and are generally characterized by historical growth rates in excess of GDP growth rates resulting from product substitution and new product development, proprietary manufacturing processes and product formulations and a high degree of customer loyalty. Demand for these products tends to be driven by the value-added attributes that they create in our customers' end-use applications. While the demand for these differentiated products is also influenced by worldwide economic conditions and GDP growth, our differentiated products have tended to produce more stable profit margins and higher demand growth rates than our commodity products.

In our commodity chemical businesses, we produce titanium dioxide derived from titanium-bearing ores in our Pigments segment and petrochemical-based olefins, aromatics and polyolefins products in our Polymers and Base Chemicals segments. Since the coatings industry consumes a substantial portion of titanium dioxide production, seasonal demand patterns in the coatings industry drive the profitability of our Pigments segment. The profitability of our petrochemical-based commodity products is cyclical and has been experiencing a down cycle for the last several years, resulting primarily from significant new capacity additions, a decrease in demand reflecting weak global economic conditions and high raw material costs. Certain industry fundamentals have recently improved and, according to Nexant and IBMA, point to increased profitability in the markets for the major commodity products that we manufacture.

The following charts set forth information regarding the revenues and EBITDA of our six business segments for the nine months ended September 30, 2004:



\* Percentage allocations in the segment revenues chart above reflect the allocations of all inter-segment revenue eliminations to our Base Chemicals segment. Percentage allocations in the segment EBITDA chart above do not give effect to \$54.1 million of corporate and other unallocated items and exclude \$202.4 million of restructuring and plant closing costs. For a detailed discussion of our EBITDA by segment, see Note 26 to the Consolidated Financial Statements of Huntsman Holdings, LLC included elsewhere in this prospectus. For a discussion of EBITDA and a reconciliation of EBITDA to net income, see "Summary Historical and Pro Forma As Adjusted Financial Data."

## Polyurethanes

### General

We are a leading global manufacturer and marketer of a broad range of polyurethane chemicals, including MDI, PO, polyols, PG, TDI and TPU. Polyurethane chemicals are used to produce rigid and flexible foams, as well as coatings, adhesives, sealants and elastomers. We focus on the higher-margin, higher-growth markets for MDI and MDI-based polyurethane systems. Growth in our Polyurethanes segment has been driven primarily by the continued substitution of MDI-based products for other materials across a broad range of applications. As a result, according to Nexant, global consumption of MDI grew at a compound annual growth rate of 7.3% from 1992 to 2003. Our Polyurethanes segment is widely recognized as an industry leader in utilizing state-of-the-art application technology to develop new polyurethane systems and applications. In 2003, approximately 25% of the revenues from our MDI-based products were generated from products and applications introduced in the previous three years. According to Nexant, we are the lowest-cost and second-largest producer of MDI in the world. We operate four primary Polyurethanes manufacturing facilities in the U.S. and Europe. We also operate 14 Polyurethanes formulation facilities, which are located in close proximity to our customers worldwide. We have a significant interest in a manufacturing joint venture that has recently begun construction of a low-cost, world-scale, integrated MDI production facility near Shanghai, China. We expect production at this facility to commence in 2006.

Our customers produce polyurethane products through the combination of an isocyanate, such as MDI or TDI, with polyols, which are derived largely from PO and EO. While the range of TDI-based products is relatively limited, we are able to produce over 2,000 distinct MDI-based polyurethane products by varying the proportion and type of polyol used and by introducing other chemical additives to our MDI formulations. As a result, polyurethane products, especially those derived from MDI, are continuing to replace traditional products in a wide range of end-use markets, including insulation in construction and appliances, cushioning for automotive and furniture, adhesives, wood binders, footwear and other specialized engineering applications. Largely as a result of our technological expertise and history of product innovation, we have enjoyed long-term relationships with a diverse customer base, including BMW, Collins & Aikman, Electrolux, Firestone, Lear, Louisiana Pacific, Shell and Weyerhaeuser.

We are one of three North American producers of PO. We and some of our customers process PO into derivative products such as polyols for polyurethane products, PG and various other chemical products. End uses for these derivative products include applications in the home furnishings, construction, appliance, packaging, automotive and transportation, food, paints and coatings and cleaning products industries. We are also, according to Nexant, the third largest U.S. marketer of PG, which is used primarily to produce UPR for bath and shower enclosures and boat hulls, and to produce heat transfer fluids and solvents. We also produce MTBE as a co-product of our PO manufacturing process. MTBE is an oxygenate that is blended with gasoline to reduce harmful vehicle emissions and to enhance the octane rating of gasoline. See "—Environmental, Health and Safety Matters—MTBE Developments" for a further discussion of legal and regulatory developments that may curtail or eliminate the use of MTBE in gasoline in the U.S. and elsewhere in the future.

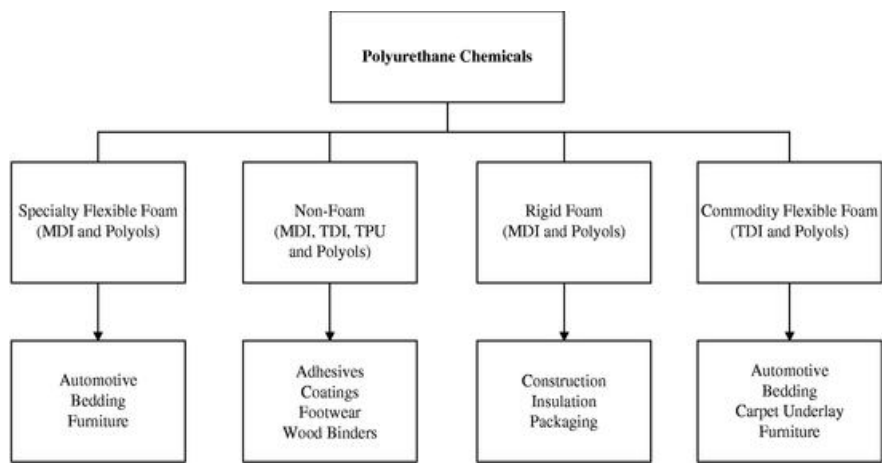
In 1992, we were the first global supplier of polyurethane chemicals to open a technical service center in China. We have since expanded this facility to include an integrated polyurethanes formulation facility. In January 2003, we entered into two related joint ventures to build MDI production facilities near Shanghai, China. According to the China Household Appliances Association and China Polyurethanes Industry Association, in 2003 China was responsible for approximately 35% of the world's production of refrigerators, 70% of the world's production of shoes and 60% of the world's production of toys and was a leading manufacturer of construction materials, synthetic leather furniture and automobiles. Our MDI joint ventures will enable us to strengthen our long-standing presence in China and to further capitalize on the growth in demand for MDI in Asia.

### ***Industry Overview***

According to Nexant, the polyurethane chemicals industry was a \$30 billion global market in 2003, consisting primarily of the manufacture and marketing of MDI, TDI and polyols. Primary polyurethane end-uses include automotive interiors, refrigeration and appliance insulation, construction products, footwear, furniture cushioning, adhesives and other specialized engineering applications.

In 2003, according to Nexant, MDI, TDI, TPU, polyols and other products, such as specialized additives and catalysts, accounted for 30%, 15%, 2%, 38% and 15% of global polyurethane chemicals sales, respectively. MDI is used primarily in rigid foam applications and in a wide variety of customized higher-value flexible foam and coatings, adhesives, sealants and elastomers; conversely, TDI is used primarily in commodity flexible foam applications. Polyols, including polyether and polyester polyols, are used in conjunction with MDI and TDI in rigid foam, flexible foam and other non-foam

applications. PO is one of the principal raw materials for producing polyether polyols. The following chart illustrates the range of product types and end uses for polyurethane chemicals:



Polyurethane chemicals are sold to customers who combine the chemicals to produce polyurethane products. Depending on their needs, customers will use either commodity polyurethane chemicals produced for mass sales or polyurethane systems tailored for their specific requirements. By varying the blend, additives and specifications of the polyurethane chemicals, manufacturers are able to produce and develop a breadth and variety of polyurethane products. The following table sets forth information regarding the three principal polyurethane chemicals markets:

Primary Feedstocks		Polyurethane Chemicals	2003 Global Consumption (billions of pounds)	Compound Annual Growth Rate (1992–2003)
Benzene	Aniline	MDI	6.3	7.3%
Olefins	PO/EO	Polyether Polyols	11.8	4.1%
Toluene	TDA	TDI	3.2	4.0%

Source: Nexant

**MDI.** As reflected in the chart above, MDI has a substantially larger market size and a higher growth rate than TDI. This is primarily because MDI can be used to make polyurethanes with a

broader range of properties and can therefore be used in a wider range of applications than TDI. Nexant reports that future growth of MDI is expected to be driven by the continued substitution of MDI-based polyurethane for fiberglass and other materials currently used in rigid insulation foam for construction. We expect that other markets, such as binders for reconstituted wood board products, specialty cushioning applications and coatings will further contribute to the continued growth of MDI.

According to Nexant, global consumption of MDI was approximately 6.3 billion pounds in 2003, growing from 2.9 billion pounds in 1992, which represents a 7.3% compound annual growth rate. This growth rate is the result of the wide variety of end-uses for MDI and its superior performance characteristics relative to other polymers. The U.S. and European markets currently consume the largest quantities of MDI. With the recent rapid growth of the developing Asian economies, the Asian markets are becoming an increasingly important market for MDI, and we currently believe that per-capita demand for MDI in Asia will continue to increase as its less-developed economies continue to grow.

There are four major global producers of MDI: Bayer, our company, BASF and Dow, which, according to Nexant, had 24%, 24%, 20% and 16%, respectively, of global MDI production capacity in 2003. We believe it is unlikely that any new global producers of MDI will emerge in the foreseeable future due to the substantial requirements for entry such as the limited availability of licenses for MDI technology and the substantial capital commitment and integration that is required to develop both the necessary technology and the infrastructure to manufacture and market MDI.

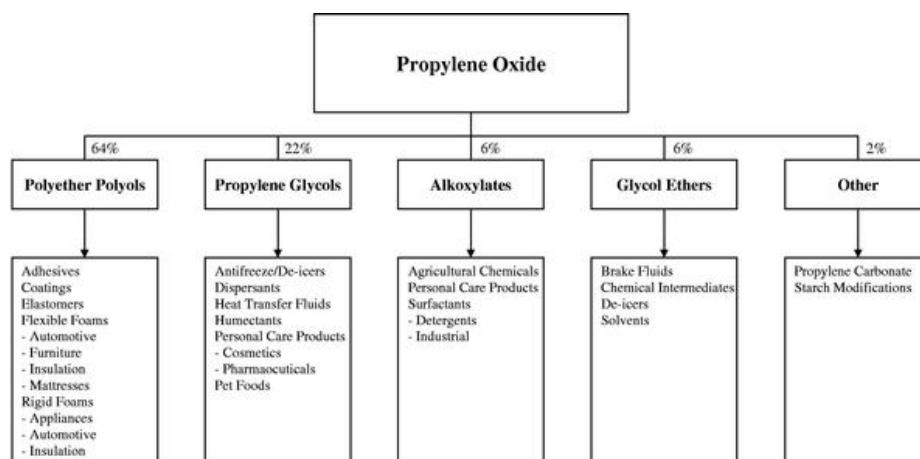
**TDI.** The consumers of TDI consist primarily of numerous manufacturers of flexible foam blocks sold for use as furniture cushions and mattresses. Flexible foam is typically the first polyurethane market to become established in developing countries because smaller local plants can be constructed using technology and intermediate chemicals that are easier to obtain than those required for MDI production. As a result, TDI production typically precedes MDI production in developing markets. The four largest TDI producers supplied approximately 60% of global TDI demand in 2003, according to Nexant.

**TPU.** TPU is a high-quality fully formulated thermal plastic derived from the reaction of MDI or an aliphatic isocyanate with polyols to produce unique qualities such as durability, flexibility, strength, abrasion-resistance, shock absorbency and chemical resistance. We can tailor the performance characteristics of TPU to meet the specific requirements of our customers. TPU is used in injection molding and small components for the automotive and footwear industries. It is also extruded into films, wires and cables for use in a wide variety of applications in the coatings, adhesives, sealants and elastomers markets. According to Nexant, the market capacity for TPU in 2003 was approximately 660 million pounds per year.

**Polyols.** Polyols are combined with MDI, TDI and other isocyanates to create a broad spectrum of polyurethane products. In the U.S., approximately 80% of all polyols produced in 2003 were used in polyurethane applications, according to Nexant. Demand for specialty polyols has been growing at approximately the same rate at which MDI consumption has grown.

**Aniline.** Aniline is an intermediate chemical used primarily to manufacture MDI. Approximately 80% of all aniline produced is consumed by MDI producers, while the remaining 20% is consumed by synthetic rubber and dye producers. According to Nexant, global capacity for aniline was approximately 6.9 billion pounds per year in 2003. Generally, most aniline is either consumed internally by the producers of the aniline or is sold to third parties under long-term supply contracts. We believe that the lack of a significant spot market for aniline means that in order to remain competitive, MDI manufacturers must either be integrated with an aniline manufacturing facility or have a long-term cost-competitive aniline supply contract.

**PO.** PO is an intermediate chemical used mainly to produce a wide range of polyols and PG. The following chart illustrates the primary end markets and applications for PO and their respective percentages of global PO consumption for 2003:



Source: Nexant

Demand for PO depends largely on overall economic demand, especially that of consumer durables. According to Nexant, consumption of PO in the U.S. represented approximately one-third of global consumption in 2003. According to Nexant, U.S. consumption of PO was approximately 3.9 billion pounds in 2003, growing from 2.5 billion pounds in 1990, which represents a 3.5% compound annual growth rate.

Two U.S. producers, Lyondell and Dow, accounted for approximately 90% of North American PO production in 2003, according to Nexant. We believe that Dow consumes the majority of its North American PO production in its North American downstream operations and that a significant amount of Lyondell's North American PO production is consumed internally or sold to Bayer, which acquired Lyondell's polyols business.

Propylene glycol is derived from PO and is used in the production of UPR, antifreeze, industrial coolants and de-icers and liquid laundry detergents, as well as in food, pharmaceutical, and personal care products. According to Nexant, world capacity for production of propylene glycol in 2003 was 3.8 billion pounds, of which approximately 40%, or 1.5 billion pounds, was located in the U.S.

**MTBE.** We currently use our entire production of TBA, a co-product of our PO production process, to produce MTBE. MTBE is an oxygenate that is blended with gasoline to reduce harmful vehicle emissions and to enhance the octane rating of gasoline. Historically, the refining industry utilized tetra ethyl lead as the primary additive to increase the octane rating of gasoline until health concerns resulted in the removal of tetra ethyl lead from gasoline. This led to the increasing use of MTBE as a component in gasoline during the 1980s. According to Nexant, U.S. consumption of MTBE grew at a compound annual rate of 14.6% in the 1990s due primarily to the implementation of federal environmental standards that require improved gasoline quality through the use of oxygenates. MTBE has experienced historical growth due to its ability to satisfy the oxygenation requirement of amendments to the Clean Air Act of 1990 (the "Clean Air Act") with respect to exhaust emissions of carbon monoxide and hydrocarbon emissions from automobile engines. Some regions of the U.S. adopted this oxygenate requirement to improve air quality even though they were not mandated to do so by the Clean Air Act. The use of MTBE is controversial in the U.S. and elsewhere and may be substantially curtailed or eliminated in the future by legislation or regulatory action. See "—Environmental, Health and Safety Matters—MTBE Developments."

### ***Sales and Marketing***

We manage a global sales force, with 40 locations in 35 countries, which sells our polyurethane chemicals to over 2,000 customers in more than 90 countries. Our sales and technical resources are organized to support major regional markets, as well as key end-use markets which require a more global approach. These key end-use markets include the appliance, automotive, footwear, furniture and coatings, construction products, adhesives, sealants and elastomers industries.

We provide a wide variety of polyurethane solutions as components (i.e., the isocyanate or the polyol) or in the form of "systems" in which we provide the total isocyanate and polyol formulation to our customers in ready-to-use form. Our ability to deliver a range of polyurethane solutions and technical support tailored to meet our customers needs is critical to our long term success. We have strategically located our polyurethane formulation facilities, commonly referred to in the chemicals industry as "systems houses," close to our customers, enabling us to focus on customer support and technical service. We believe this customer support and technical service system contributes to customer retention and also provides opportunities for identifying further product and service needs of customers. We manufacture TDI and polyols primarily to support our MDI customers' requirements.

We believe that the extensive market knowledge and industry experience of our sales teams and technical experts, in combination with our strong emphasis on customer relationships, have facilitated our ability to establish and maintain long-term customer supply positions. Due to the specialized nature of our markets, our sales force must possess technical knowledge of our products and their applications. Our strategy is to continue to increase sales to existing customers and to attract new customers by providing innovative solutions, quality products, reliable supply, competitive prices and superior customer service.

Based on current production levels, we have entered into long-term contracts to provide up to 45% of our PO capacity to one customer at specified prices through 2007. The balance of our PO capacity is used to produce PO for use internally or to be sold to a number of industrial accounts. Other contracts provide for the sale of our MTBE production to ChevronTexaco and BP. More than 70% of our annual MTBE production of our Port Neches, Texas PO/MTBE plant is committed to ChevronTexaco under a contract expiring in 2007 and to BP. In addition, over 40% of our current annual PG production is sold pursuant to long-term contracts.

### ***Manufacturing and Operations***

According to Nexant, we own the world's two largest and lowest-cost MDI production facilities in terms of capacity, located in Geismar, Louisiana and Rozenburg, Netherlands. These facilities receive aniline, which is a primary material used in the production of MDI, from our facilities located in Geismar, Louisiana and Wilton, U.K., which are the world's two largest aniline facilities as determined by production capacity, according to Nexant. We believe that this relative scale and product integration provide a significant competitive advantage over other producers. In addition to reducing transportation costs for our raw materials, integration helps reduce our exposure to cyclical prices. Since 1996, we have invested over \$600 million to significantly enhance our production capabilities through the rationalization of our older, less efficient facilities and the modernization of our newer facilities at Rozenburg and Geismar.

The following table sets forth the annual production capacity of polyurethane chemicals at each of our polyurethanes facilities:

	MDI	TDI	Polyols	TPU	Aniline	Nitrobenzene	PO	PG	MTBE <sup>(1)</sup>
	(millions of pounds)								
Geismar, Louisiana	860	90	160		715(2)	935(2)			
Port Neches, Texas							525	145	260
Ringwood, Illinois				20					
Rozenburg, Netherlands	660		120						
Wilton, U.K.					670	880			
Osnabrück, Germany			20	30					
<b>Total</b>	<b>1,520</b>	<b>90</b>	<b>300</b>	<b>50</b>	<b>1,385</b>	<b>1,815</b>	<b>525</b>	<b>145</b>	<b>260</b>

(1) Millions of gallons.

(2) Represents our approximately 78% share of capacity under our Rubicon LLC manufacturing joint venture with Crompton Corporation.

At both our Geismar and Rozenburg facilities we utilize sophisticated proprietary technology to produce our MDI. This technology, which will be used in our world scale JV in Shanghai, China, contributes to our position as the lowest cost MDI operator in the industry. In addition to MDI, we use a proprietary manufacturing process to manufacture PO. We own or license all technology, know-how and patents developed and utilized at our PO facility. Our process combines isobutane and oxygen in proprietary oxidation (peroxidation) reactors, thereby forming TBHP and TBA, which are further processed into PO and MTBE, respectively. Because our PO production process is less expensive relative to other technologies and allows all of our PO co-products to be processed into saleable or useable materials, we believe that our PO production technology possesses several distinct advantages over its alternatives.

We also operate polyurethane systems houses in Deerpark, Australia; Shanghai, China; Cartagena, Colombia; Deggendorf, Germany; Thane (Maharashtra), India; Ternate, Italy; Tlalnepantla, Mexico; Mississauga, Ontario; Kuan Yin, Taiwan; and Samuprakam, Thailand.

We currently market approximately 95% of our MTBE to customers located in the U.S. for use as a gasoline additive. If the use of MTBE in gasoline in the U.S. is further curtailed or eliminated in the future, we believe that we will be able to export MTBE to Europe, Asia or South America, although this may produce a lower level of cash flow than the sale of MTBE in the U.S. We may also elect to use all or a portion of our precursor TBA to produce saleable products other than MTBE. If we opt to produce products other than MTBE, necessary modifications to our facilities will require us to make significant capital expenditures and the sale of such other products may produce a lower level of cash flow than the sale of MTBE.

### Joint Ventures

**Rubicon Joint Venture.** We and Crompton Corporation own Rubicon LLC, which owns aniline, nitrobenzene and DPA manufacturing facilities in Geismar, Louisiana. We are entitled to approximately 78% of the nitrobenzene and aniline production capacity of Rubicon LLC, and Crompton Corporation is entitled to 100% of the DPA production. In addition to operating the joint venture's owned aniline, nitrobenzene and DPA facilities, Rubicon LLC also operates our wholly owned MDI, TDI and polyol facilities at Geismar and is responsible for providing other auxiliary services to the entire Geismar complex. As a result of this joint venture, we are able to achieve greater scale and lower costs for our products than we would otherwise have been able to obtain.

**Chinese MDI Joint Ventures.** In January 2003, we entered into two related joint venture agreements to build MDI production facilities near Shanghai, China. The Chinese Manufacturing JV with BASF and three Chinese chemical companies will build three plants to manufacture MNB, aniline, and crude MDI. We effectively own 35% of the Chinese Manufacturing JV. The Chinese Splitting JV, with Shanghai Chlor-Alkali Chemical Company, Ltd., will build a plant to manufacture pure MDI, polymeric MDI and MDI variants. We own 70% of the Chinese Splitting JV. A feasibility study for the project has been approved by the appropriate Chinese authorities, preliminary engineering work has commenced and a business license was issued in March 2003, making the joint ventures the first entities with foreign investors to receive a license to construct an integrated MDI plant in China.

The project will be funded by a combination of equity invested by the joint venture partners and borrowed funds. We anticipate that our investment in the joint ventures and other related capital costs will be approximately \$85 million. Upon expected completion in 2006, the production capacity of this facility will be 525 million pounds per year.

### **Raw Materials**

The primary raw materials for MDI-based polyurethane chemicals are benzene and PO. Benzene is a widely available commodity that is the primary feedstock for the production of MDI and aniline. Historically, benzene has been the largest component of our raw material costs. We use the benzene produced in our Base Chemicals segment and purchase benzene from third parties to manufacture nitrobenzene and aniline, almost all of which we then use to produce MDI. Our vertical integration provides us with a competitively priced supply of feedstocks and reduces our exposure to supply interruption.

A major cost in the production of polyols is attributable to the costs of PO. The integration of our PO business with our polyurethane chemicals business gives us access to a competitively priced, strategic source of PO and the opportunity to develop polyols that enhance our range of MDI products. The primary raw materials used in our PO production process are butane/isobutane, propylene, methanol and oxygen, which accounted for 56%, 24%, 17% and 2%, respectively, of total raw material costs in 2003. We purchase our raw materials primarily under long-term contracts. While most of these feedstocks are commodity materials generally available to us from a wide variety of suppliers at competitive prices in the spot market, all the propylene used in the production of our PO is produced internally and delivered through a pipeline connected to our PO facility.

### **Competition**

The following table sets forth our competitors in the polyurethane chemicals business:

	Share of Global Production Capacity (2003)			Share of U.S. Production Capacity (2003)	
	MDI	TDI	PO	Polyols	PG
Huntsman	24%	2%	4%	4%	10%
BASF	20%	18%	6%	12%	—
Bayer	24%	17%	2%	29%	—
Dow	16%	13%	27%	27%	46%
Lyondell	—	12%	23%	—	39%
Others	16%	38%	38%	28%	5%
	100%	100%	100%	100%	100%

Source: Nexant

While these competitors produce various types and quantities of polyurethane chemicals, we focus on MDI and MDI-based polyurethane systems. We compete based on technological innovation, technical assistance, customer service and product reliability. Our polyurethane chemicals business competes in two basic ways: (1) where price is the dominant element of competition, our polyurethane chemicals business differentiates itself by its high level of customer support including cooperation on technical and safety matters; and (2) elsewhere, we compete on the basis of product performance and our ability to react quickly to changing customer needs and by providing customers with innovative solutions to their needs.

## Advanced Materials

### General

We are a leading global manufacturer and marketer of technologically advanced epoxy, acrylic and polyurethane-based polymer products. We focus on formulations and systems that are used to address customer-specific needs in a wide variety of industrial and consumer applications. Our products are used either as replacements for traditional materials such as metal, wood, clay, glass, stone and ceramics, or in applications where traditional materials do not meet demanding engineering specifications. For example, structural adhesives are used to replace metal rivets and advanced composites are used to replace traditional aluminum panels in the manufacture of aerospace components. Revenue growth for much of our product portfolio has historically been well in excess of global GDP growth. Our Advanced Materials segment is characterized by the breadth of our product offering, our expertise in complex chemistry, our long-standing relationships with our customers and our ability to develop and adapt our technology and our applications expertise for new markets and new applications. We operate 15 Advanced Materials synthesis and formulating facilities in North America, Europe, Asia, South America and Africa. We market over 6,000 products to more than 5,000 customers in over 20 end-markets, which are grouped as follows:

Market Groups	End Markets
Adhesives	adhesives, consumer/do it yourself ("DIY"), aerospace, DVD, LNG transport
Electrical and Electronics Materials	electrical power transmission, distribution and generation, printed circuit boards, consumer and industrial electronics
Structural Composites	aerospace, wind power generation, automotive, electronic laminates, recreational sports equipment
Surface Technologies	civil engineering, shipbuilding and marine maintenance, automotive, consumer appliances, food and beverage packaging
Tooling and Modeling Materials	automotive, aerospace, industrial, medical

Since completing the AdMat Transaction in June 2003, we have initiated a comprehensive restructuring program designed to reduce our costs and transform our Advanced Materials segment from a product-driven business to a market-focused business. This program includes optimization of our global supply chain, reductions in general and administrative costs and the consolidation and centralization of support functions across Advanced Materials and with our other businesses. We have

closed or announced the closure of manufacturing facilities in Quillan, France and Thomastown, Australia and have significantly reduced or downsized the scale of our operations in Bergkamen, Germany and East Lansing, Michigan. We have also closed sales and administrative offices in seven locations. Through September 30, 2004 we have reduced our global headcount by approximately 339 people.

### ***Market and Product Overview***

**Adhesives. Overview.** The high-growth structural adhesives market requires high-strength "engineering" adhesives for use in the manufacture and repair of items to bond various engineering substrates. Our business focus is on engineering adhesives based on epoxy, polyurethane, acrylic and other technologies which are used to bond materials such as steel, aluminum, engineering plastics and composites in substitution of traditional joining techniques. Our Araldite® brand name has considerable value in the industrial and consumer adhesives markets. In many countries, Araldite® is synonymous with high-performance adhesives and we generally believe that this is the value-added segment of the market where recognition of our long-standing Araldite® brand is a key competitive advantage. We also believe that products marketed under the Araldite® name are generally less price-sensitive than the brands of our competitors. Packaging is a key characteristic of our adhesives products. Our range of adhesives is sold in a variety of packs and sizes, specifically targeted to three specific end-markets and sold through specifically targeted routes to market:

- *General industrial bonding.* We sell a broad range of advanced formulated adhesives to a broad base of small-to medium-sized customers, including specialist distributors, who generally require relatively small quantities of easy-to-use products and a moderate level of instruction and support.
- *Industry specific.* We sell our adhesive products into diverse, global industry-specific markets, which include the aerospace, DVD, wind power generation and LNG transport markets. Our target markets are chosen because we believe it is worthwhile to utilize our highly trained direct sales force and applications experts to tailor products and services to suit the needs and performance specifications of the specific market segments. We often provide a turnkey solution and the customer often commits to an investment in capital equipment to use the materials provided.
- *Consumer/DIY.* We package and sell consumer adhesives through strategic distribution arrangements with a number of the major marketers of consumer/DIY adhesives, such as Bostik and Shelleys. These products are sold globally through a number of major retail outlets, often under the Araldite® brand name.

Our key customers for our adhesives products include Airbus, Boeing, Bostik, Daewoo, GE, General Dynamics, Gray & Adams, Hexcel, Idemitsu, Johnson Electric, Optical Disc Service, Pratt & Whitney, Samsung, Technicolor, Toray and Warner Music.

**Market Trends.** We have observed the following significant trends emerging in the markets for our products used in adhesives applications:

- Increased usage of non-metal substrates for lighter weight and lower total cost construction, which we expect to drive continued high growth for advanced formulated adhesives.
- End-users of adhesives, including the aerospace, road transport, marine, rail, electronics/ communication, sports and leisure and energy industries are continuing to substitute new substrates with low weight and cost-efficient characteristics on developing applications.

- We expect steel and wood substrates to be replaced with aluminum, engineering plastics and composites, driving continued high growth demand for high-performance adhesives to replace traditional metal joining techniques.
- There is increasing emphasis in high growth markets on offering the "total" engineering solution to customer needs with increasing need for adhesive bonding to form part of that solution.
- Skill and know-how of personnel is a key competitive advantage in sales, research and development and application technology.

**Competition.** We face substantial competition for the sale of our products for adhesives applications. Competition in the industry specific market segments is based on an understanding of the relevant industry sector and the ability to provide highly reliable and tailored engineering solutions, applications expertise and ease of use with the customer's processing equipment. Competition in the consumer market segment is based on branding, packaging and making widely available, easy-to-use products on which our customers can rely. We believe that our competitive strengths are our focus on defined market needs, provision of a high level of service and recognition as a quality supplier in the chosen sectors, all of which are exemplified by our strong Araldite® brand name. The principal participants in the structural adhesives market include Henkel/Loctite, ITW, National Starch, Sika, 3M and many other regional or industry specific competitors.

**Electrical and Electronics Materials. Overview.** Our electrical materials are formulated polymer systems, which make up the insulation materials used in equipment for the generation, transmission and distribution of electrical power, such as transformers, switch gears, ignition coils, sensors, motors, and magnets, and for the protection of electrical and electronic devices and components. The purpose of these products is to insulate, protect or shield either the environment from electrical current or electrical devices from the environment, such as temperature or humidity. Our electrical insulating materials target two key market segments, the heavy electrical equipment market and the light electrical equipment market.

Products for the heavy electrical equipment market segment are used in power plant components, devices for power grids and insulating parts and components. In addition, there are numerous devices, such as motors and magnetic coils used in trains and medical equipment, which are manufactured using epoxy and related technologies. Products for the light electrical equipment market segment are used in applications such as industrial automation and control, consumer electronics, car electronics and electrical components. The end customers in the electrical insulating materials market encompass the relevant original equipment manufacturer ("OEM") as well as numerous manufacturers of components used in the final products.

Our electrical materials business is a long-standing, certified global supplier to major manufacturers of electrical equipment such as ABB, Alstom, Bosch, Philips, Samsung, Schneider Electric, Shunde, Siemens and Sony.

We also develop, manufacture and market materials used in the production of printed circuit boards. Our products are ultimately used in industries ranging from telecommunications and personal computer mother board manufacture to automotive electronic systems manufacture. Our printed circuit board technologies business has three product lines:

- soldermasks, which are heat, chemical and environmentally resistant coatings that allow various components and circuitry to be soldered to the surface of printed circuit boards;
- liquid inner layer resists, which are temporary, photo-imageable materials which enable the generation of circuitry on the inner layers of printed circuit boards; and
- dielectric materials, which are materials with electrical insulation properties that constitute an insulating layer in high-density, multi-layer printed circuit boards.

Soldermasks are our most important product line in the printed circuit board technologies business, particularly in Europe. Sales are made mainly under the Probimer®, Probimage®, and Probelec® trademarks. Probimer® is a widely recognized brand name for soldermasks. Our key customers for our electronics products in the printed circuit board market include Adiboard, AT&S, Comepeq, Coretec, Elec & Eltek, Hitachi, Kansai Paint, NanYa BCB Co., Nippon Paint, Photocircuits NY, Ruwel, Sanmina, Via Systems and Wuerth Elektronik.

*Market Trends.* We have observed the following significant trends emerging in the markets for our products used for electrical and electronics materials:

Heavy electrical:

- Increased demand for energy in the rapidly developing countries of Asia is requiring construction of local infrastructure and increasing demand for our products in the region.
- Deregulation and privatization of public utilities, mainly in Europe, has resulted in a shake-up of the market having positive effects, such as increased capital investment in equipment using our products, and negative effects, such as increased pricing pressure.
- Concentration among power plant manufacturers is increasing worldwide.

Light electrical:

- End-user industries, particularly automotive and electronics, are applying pricing pressures on their suppliers.
- Rapid change in the electronics industry is driving innovation of light electrical equipment.
- Non-traditional formulation competitors are becoming increasingly active.

Printed circuit board:

- The printed circuit board materials industry is characterized by continually changing specifications and product criteria.
- There is an ongoing shift of production underway in the industry, with manufacturing of printed circuit boards being focused in China.
- These dynamics stem from the need for printed circuit boards with ever-improving performance, in reduced sizes and at cheaper prices. Given these dynamics, printed circuit board designs also have relatively short life spans of 12 to 18 months.

*Competition.* Competition for electrical insulating materials applications is based on technology, know-how, applications expertise, formulations expertise, reliability, performance and price. Manufacturers of heavy electrical equipment place more importance on reliability and level of support, while manufacturers of light electrical equipment choose materials offering the lowest cost, but also the required quality and performance. As a result, epoxy products, which offer a combination of price and performance superior to competing polyurethane and silicone and conventional glass and ceramic products, are widely used in heavy electrical equipment, and both epoxy and cheaper polyurethane products are used in light electrical equipment.

We believe that our competitive strengths in the electrical materials market are our long-standing customer relationships, product reliability and technical performance. Our key products used in heavy electrical and light electrical applications, such as resins, hardeners and auxiliaries, are tested and certified according to industry standards established by Underwriters Laboratories, International Electrotechnical Commission or Cenelec and also to customer-specific requirements. Our main competitors in the electrical insulating materials market segment include Altana, Bakelite, Schenectady, Wuxi, Dexter-Hysol, Hitachi Chemical, Nagase Chemtex, Toshiba Chemical and Vagnone & Boeri.

Competition in the printed circuit board materials business is based on price, technological innovation and the ability to provide process expertise and customer support. Consolidation among our customers has led to increased pricing pressure. We believe that our competitive strengths are our fully developed technology, our application technology center in Basel, Switzerland and our technology center under construction in Panyu, China, our global presence and long-standing relationships with key customers and OEMs, and the approval of our products by global OEMs. Major competitors of our soldermask business include Atotec, Coates, Cookson, Goo, Peters, Taiyo Ink and Tamura. Major competitors for our liquid resist business include Chung Yu, Eternal and Shipley.

**Structural Composites.** *Overview.* A structural composite is made by combining two or more different materials such as fibers, resins and other specialty additives to create a product with enhanced structural properties. Specifically, structural composites are lightweight, high-strength, rigid materials with high resistance to chemicals, moisture and high temperatures. Our product range comprises basic and advanced epoxy resins, curing agents, other advanced chemicals and additives and formulated polymer systems utilizing a variety of these products used in reinforced structures. The four key target markets for our structural composites are aerospace, industrial (mainly windmill blades for wind power generation and automotive applications), recreational (mainly sports equipment such as skis and tennis racquets) and electronic laminates used to manufacture printed circuit boards. Structural composites continue to be substituted for traditional materials, such as metals and wood, in a wide variety of applications due to their light weight, strength and durability. A key industry trend is the increased emphasis on customer collaboration, especially in the aerospace industry, where consistent quality of products is essential. Customers are increasingly seeking higher performance characteristics (such as improved temperature resistance). Our key customers for our structural composites products include Advanced Composites, Atomic, BMW, Bonus Energy, Cytec, Dow, GE Wind Energy, Guandong Shengyi, Hexcel, Loctite, Polyclad, Rossignol, Toray and Vestas.

**Market Trends.** We have observed the following significant trends emerging in the markets for our products used in structural composite applications:

**Aerospace:**

- We expect composites as a percentage of total aircraft weight to reach their highest level in history with the expected 2005 introduction of the Airbus A380 and to increase with the Boeing 7E7. We believe orders for commercial aircraft are increasing.
- We expect military aerospace spending on composite materials per plane to increase with programs including the F-22 advanced tactical fighter, the C-17 cargo plane, the Eurofighter and the F-35 Joint Strike fighter.
- We believe demand for advanced composites will increase in the growing satellite market.

**Automotive, industrial and recreational:**

- Increased use of composites for lighter and more durable automotive, industrial and recreational products should increase demand for our composite resins.
- The reduction of overall costs for finished products should increase the demand for our composite resins.
- Demand is growing in the rapidly developing wind energy generation market.

**Electronic laminates:**

- Reduction in the size of boards and components is leading to higher operating temperatures, and the resultant need to remove halogens is favoring our high-performance systems.
- The electronic laminates industry is consolidating and migrating to Asia.

- The return of growth of telecommunications and computing after several years of weakness is driving demand; however, recent weakness in these markets has had a negative impact on demand growth.

**Competition.** Competition in structural composites applications varies but is primarily driven by technology, know-how, applications expertise, formulations expertise, product performance, customer service and customer certification. We believe that our competitive strengths are our strong technology base, broad range of value-added products, leading market positions, diverse customer base and reputation for customer service. Pricing dynamics differ greatly among the various end-markets, largely due to their differing structures. Pricing in the aerospace market very much reflects the advanced technology and applications know-how which we provide to customers. Pricing is typically more competitive in the industrial and recreational markets due to the more standardized requirements of the end-user market and higher sales volumes compared to those of the aerospace business. Competition in the electrical laminates industry is largely price-driven due to the standard nature of the products supplied, the highly price-sensitive nature of the electronics industry and the ability of customers to source globally. Our competitors in the structural composites business include Bakelite, DIC, Dow, Mitsui, Resolution Performance Products and Sumitomo. In the aerospace business, we compete principally with Mitsui and Sumitomo. Our competitors in the automotive, industrial and recreational business include Resolution Performance Products, Dow and Bakelite. Finally, our competitors in the laminates business include all of these companies as well as NanYa.

**Surface Technologies. Overview.** Our surface technologies products are used for the protection of steel and concrete substrates, such as floorings, metal furniture and appliances, buildings, linings of storage tanks and food and beverage cans, and the primer coat of automobile bodies and ships, among other applications. Epoxy-based surface coatings are among the most widely used industrial coatings, due to their structural stability and broad application functionality combined with overall economic efficiency. We focus our efforts in coating systems applications in utilizing our applications expertise and broad product range to provide formulated polymer systems to our customers. We believe our range of curing agents, matting agents, accelerators, cross-linkers, reactive diluents and thermoplastic polyamides, together with our basic and advanced epoxy resin compounds, distinguish us in the various end markets for coating systems. Our key customers for our coatings products include Akzo Nobel, Ameron, Asian Paint Industrial, BASF, DuPont, Rohm & Haas, Rinol, Sherwin Williams, Sigma Coatings, Sika and Valspar.

**Market Trends.** Trends in the markets for our various coating systems applications generally are being driven to a great extent by regulation, including the imposition of tougher environmental regulations regarding volatile organic compounds. These regulations have caused coatings manufacturers to seek to replace solvent-based coatings with water-based, high solids, powder and ultraviolet curable coatings. In our major markets for coating systems, we have identified the following significant trends:

- We expect infrastructure projects and renovation to underpin growth in civil engineering applications.
- Customers are requiring curing agents and additives which give superior coating performance, together with ease of use.
- New application segments like powder coating of wood, paper and plastic are driving growth, whereas traditional applications such as domestic appliances and metal furniture are reaching maturity.
- Concentration among manufacturers is increasing.

**Competition.** Competition in coating systems is primarily driven by product performance, service and customer certification. We believe that the competitive strengths of our coating systems business are our strong technology base, broad range of value-added products, leading market positions, diverse customer base and reputation for customer service. Our major competitors for formulated polymer systems and complex chemicals and additives used in coatings systems are Air Products, Arizona, Bakelite, Cognis, Cray Valley and Degussa.

Competition in basic liquid and solid epoxy resins is primarily driven by price. There are two major manufacturers of basic epoxy resins used in industrial protective coatings, Dow and Resolution Performance Products. Other participants in this market include Air Products, BASF, Kukdo, Leuna and NanYa. Competition in coating systems is increasingly becoming more global, with trends toward industry consolidation and the emergence of new competitors in Asia. Our competitors are considerably more fragmented in Asia than in Europe and North America.

**Tooling and Modeling Materials. Overview.** We produce mainly polyurethane-based and epoxy formulated polymer systems used in the production of models, prototypes, patterns, molds and a variety of related products for design, prototyping and short-run manufacture. Our products are used extensively in the automotive, aerospace and industrial markets as productivity tools to quickly and efficiently create accurate prototypes and develop experimental models, and to lower the cost of manufacturing items in limited quantities primarily using computer-aided-design techniques. Our tooling and modeling materials are used because of their strength, resilience, high temperature resistance or dimensional stability coupled with low shrinkage and ease of cure. In applications where ease and speed of processing, size of finished product and low abrasion are more important, polyurethane resins are gaining increasing recognition. We separate the overall tooling and modeling materials market into two distinct groups: standard tooling and modeling materials and stereolithography technology.

Our standard tooling and modeling materials are polymer-based materials used by craftsmen to make the traditional patterns, molds, models, jigs and fixtures required by the foundry, automotive, ceramics and other such industries. Techniques have evolved with computer-aided-design and modern engineering processes. Customers wishing to produce a model of a design require a rapid method of producing such a model. We provide consumables to be used in high technology machinery made by manufacturers to produce these models. In developing these solutions, we have worked closely with consumers to meet their demands. We are well-placed to drive the development of the market through our strong leadership position and wide breadth of application expertise.

Stereolithography is a technology that is used to accurately produce physical three-dimensional models directly from computer-aided-design data without cutting, machining or tooling. The models are produced by selectively curing a light-sensitive liquid resin with a laser beam. Stereolithography is the most accurate technology commercially available for producing complex three-dimensional models. Models produced using this technology have a high-quality finish with fine detail. Stereolithography can be used for a variety of applications, including the production of concept models, master models, prototypes used for functional testing, tools and for short-run production parts. We sell our stereolithography products to customers in the aerospace, appliance, automotive, consumer, electronics and medical markets.

Our key customers for our tooling and modeling materials products include Arrk, BMW, Boeing, Daimler Chrysler, Elenics, Ford, Freeman, GMC, Honda, Incs, Lego, Mattel, Motorola, MS Composites, Pratt & Whitney, Toyota and Vestas.

**Market Trends.** We have observed the following significant trends emerging in the markets for our tooling and modeling products:

- New computer-aided design applications are eliminating traditional prototyping processes. Computer-aided-design leads to faster and ultimately cheaper production prototyping and tooling.

- New high-end applications are allowing improved quality with cheaper and faster processing opening entirely new fields of activity (e.g., liquid transfer molding).
- Frequent product design changes are driving the demand for our products.
- Metal tools are being replaced with polymer tools in standard solutions.
- Our products with high structural integrity can be used as materials for short production series.

*Competition.* Competition in standard tooling and modeling solutions is based on quality of service, technical solutions, range, competitive prices and prompt supply, including 24-hour delivery if required. This market segment is generally characterized by pricing pressure and intense competition. Competition in stereolithography is driven by the requirement for innovative solutions. We believe that our competitive strength is our broad range of products, which we make available on a global basis, covering all of the needs of both our standard tooling and modeling and stereolithography customers. A few large manufacturers (including Axson, DSM and Sika), as well as many small, local manufacturers provide a limited product range to local regions in the plastic tooling and modeling solutions market but none have our breadth of product offering.

### ***Sales and Marketing***

We maintain multiple routes to market to service our diverse customer base. These routes to market range from using our own direct sales force to targeted, technically-oriented distribution to mass general distribution. Our direct sales force targets sales and specifications to engineering solutions decision-makers at major customers who purchase significant amounts of products from us. We use technically-oriented specialist distributors to augment our sales effort in niche markets and applications where we do not believe it is appropriate to develop direct sales resources. We use mass general distribution channels to sell our products into a wide range of general applications where technical expertise is less important to the user of the products to reduce our overall selling expenses. We believe our use of multiple routes to market enables us to reach a broader customer base at an efficient cost.

We conduct the sales activities for our market groups through separate dedicated regional sales forces in the Americas, Europe, Africa and the Middle East ("EAME") and Asia. Our global customers are covered by key account managers who are familiar with the specific requirements of their clients. The management of long-standing customer relationships, some of which are 20 to 30 years old, is at the heart of the sales and marketing process. We are also supported by a strong network of distributors. We serve a highly fragmented customer base. In the last twelve months, we marketed over 6,000 products to more than 5,000 customers. In addition, our largest customer accounted for less than 3% of our revenues during the year ended December 31, 2003.

For our consumer adhesives, we have entered into exclusive branding and distribution arrangements with, for example, Bostik in Europe and Shelleys in Australia. Under these arrangements, our distribution partners fund advertising and sales promotions, negotiate and sell to major retail chains, own inventories and provide store deliveries (and sometimes shelf merchandising) in exchange for a reliable, high-quality supply of Araldite® branded, ready-to-sell packaged products.

### ***Manufacturing and Operations***

We are a global business serving customers in three principal geographic regions: EAME; North and South America; and Asia Pacific. To service our customers efficiently, we maintain 15 manufacturing plants around the world with a strategy of global, regional and local manufacturing

employed to optimize the level of service and minimize the cost to our customers. The table below summarizes the plants that we currently operate:

Location	Description of Facility
Bergkamen, Germany <sup>(1)</sup>	Synthesis Facility
Monthey, Switzerland	Resins and Synthesis Facility
Pamplona, Spain	Resins and Synthesis Facility
McIntosh, Alabama	Resins and Synthesis Facility
Chennai, India <sup>(2)</sup>	Resins and Synthesis Facility
Bad Saeckingen, Germany <sup>(3)</sup>	Formulating Facility
Duxford, U.K.	Formulating Facility
Sadat City, Egypt	Formulating Facility
Taboão da Serra, Brazil	Formulating Facility
Kaohsiung, Taiwan	Formulating Facility
Panyu, China <sup>(3)(4)</sup>	Formulating Facility
Thomastown, Australia <sup>(5)</sup>	Formulating Facility
East Lansing, Michigan	Formulating Facility
Istanbul, Turkey <sup>(3)</sup>	Formulating Facility
Los Angeles, California	Formulating Facility

(1) We shut down our base resin production line at this facility in the first quarter of 2004.

(2) 76%-owned manufacturing joint venture with Tamilnadu Petroproducts Limited.

(3) Leased land and/or building.

(4) 95%-owned manufacturing joint venture with Guangdong Panyu Shilou Town Economic Development Co. Ltd.

(5) We have announced that we intend to close this facility in 2005.

Our facilities in Asia are well-positioned to take advantage of the market growth that is expected in this region. Furthermore, we believe that we are the largest producer of epoxy resin compounds in India.

### **Raw Materials**

The principal raw materials we purchase for the manufacture of basic and advanced epoxy resins are epichlorohydrin, bisphenol A, tetrabromobisphenol A and BLR. We also purchase amines, polyols, isocyanates, acrylic materials, hardeners and fillers for the production of our formulated polymer systems and complex chemicals and additives. Raw material costs constitute a sizeable percentage of sales for certain applications, particularly surface technologies. We have supply contracts with a number of suppliers, including, for example, Dow. The terms of our supply contracts vary. In general, these contracts contain provisions that set forth the quantities of product to be supplied and purchased and formula based pricing.

Additionally, we produce some of our most important raw materials, such as BLR and its basic derivatives, which are the basic building blocks of many of our products. We are the third largest producer of BLR in the world. Approximately 50% of the BLR we produce is consumed in the production of our formulated polymer systems. The balance of our BLR is sold as liquid or solid resin in the merchant market, allowing us to increase the utilization of our production plants and lower our overall BLR production cost. We believe that manufacturing a substantial proportion of our principal raw material gives us a competitive advantage over other epoxy-based polymer systems formulators, most of whom must buy BLR from third-party suppliers. This position helps protect us from pricing pressure from BLR suppliers and aids in providing us a stable supply of BLR in difficult market conditions.

We consume certain amines produced by our Performance Products segment and isocyanates produced by our Polyurethanes segment, which we use to formulate advanced materials products. In some cases, we use tolling arrangements with third parties to convert our Base Chemicals products into certain of our key raw materials.

## Performance Products

### *General*

Our Performance Products segment is organized around three business groups, performance specialties, performance intermediates, and maleic anhydride and licensing, and serves a wide variety of consumer and industrial end markets. In performance specialties, we are a leading global producer of amines, carbonates and certain specialty surfactants. Growth in demand in our performance specialties business tends to be driven by the end-performance characteristics that our products deliver to our customers. These products are manufactured for use in a growing number of niche industrial end uses and have been characterized by growing demand and stable profitability. For example, we are one of two significant global producers of polyetheramines, for which our sales volumes have grown at a compound annual rate of over 13% in the last ten years due to strong demand in a number of industrial applications, such as epoxy curing agents, fuel additives and civil construction materials. In performance intermediates, we consume internally produced and third-party-sourced base petrochemicals in the manufacture of our surfactants, LAB and ethanolamines products, which are primarily used in detergent and consumer products applications. We also produce EG, which is primarily used in the production of polyester fibers and PET packaging, and EO, all of which is consumed internally in the production of our downstream products. We believe we are North America's largest and lowest-cost producer of maleic anhydride. Maleic anhydride is the building block for UPRs, mainly used in the production of fiberglass reinforced resins for marine, automotive and construction products. We are the leading global licensor of maleic anhydride manufacturing technology and are also the largest supplier of catalyst used in the manufacture of maleic anhydride. We operate 16 Performance Products manufacturing facilities in North America, Europe and Australia.

**Our Products.** We have the annual capacity to produce approximately 960 million pounds of more than 250 amines and other performance chemicals. We believe we are the largest global producer of polyetheramines, propylene carbonates, ethylene carbonates and morpholine, the second-largest global producer of ethyleneamines and the third-largest North American producer of ethanolamines. We also produce DGA™ and substituted propylamines. These products are manufactured at our Port Neches, Conroe and Freeport, Texas facilities and at our facilities in Llanelli, U.K. and Petfurdo, Hungary. We use internally produced ethylene, EO, EG and PO in the manufacture of many of our amines. Our amines are used in a wide variety of consumer and industrial applications, including personal care products, polyurethane foam, fuel and lubricant additives, paints and coatings, solvents and catalysts. Our key amines customers include Akzo, ChevronTexaco, Cognis, Hercules, Monsanto and PPG.

We have the capacity to produce approximately 2.8 billion pounds of surfactant products annually at our 10 facilities located in North America, Europe and Australia. Our surfactants business is a leading global manufacturer of nonionic, anionic, cationic and amphoteric surfactants products and is characterized by its breadth of product offering and market coverage. Our surfactant products are primarily used in consumer detergent and industrial cleaning applications. In addition, we manufacture and market a diversified range of mild surfactants and specialty formulations for use in baby shampoos and other personal care applications. We are also a leading European producer of powder and liquid laundry detergents and other cleaners. In addition, we offer a wide range of surfactants and formulated specialty products for use in various industrial applications such as leather and textile treatment, foundry and construction, agrochemicals, polymers and coatings. Our key surfactants customers include Ecolab, Huish, L'Oreal, Monsanto, Nufarm, Procter & Gamble and Unilever.

We are North America's second-largest producer of LAB, with capacity of 400 million pounds per year at our plant in Chocolate Bayou, Texas. LAB is a surfactant intermediate which is converted into LAS, a major anionic surfactant used worldwide for the production of consumer, industrial and institutional laundry detergents. We have also developed a process for the manufacture of a higher-molecular-weight LAB product to be used as an additive to lubricants. Our key customers for LAB include Colgate, Henkel, Lubrizol, Procter & Gamble and Unilever.

We are North America's largest producer of maleic anhydride, a highly versatile chemical intermediate that is used to produce UPRs, which are mainly used in the production of fiberglass reinforced resins for marine, automotive and construction products. We have the capacity to produce approximately 240 million pounds annually at our facility located in Pensacola, Florida. We also own a 50% interest in Sasol-Huntsman GmbH & Co. KG, which owns and operates a facility in Moers, Germany with an annual capacity of 125 million pounds. We supply our catalysts to licensees and to worldwide merchant customers, including supplying catalyst to two of the three other U.S. maleic anhydride producers. As a result of our long-standing research and development efforts aided by our pilot and catalyst preparation plants, we have successfully introduced six generations of our maleic anhydride catalysts. Revenue from licensing and catalyst comes from new plant commissioning, as well as current plant retrofits and catalyst change schedules. Our key maleic anhydride customers include AOC, ChevronTexaco, Cook Composites, Dixie, Lubrizol and Reichhold.

We also have the capacity to produce approximately 945 million pounds of EG annually at our facilities in Botany, Australia and Port Neches, Texas.

### **Industry Overview**

**Performance Specialties.** The following table shows the end-market applications for our performance specialties products:

Product Group	Applications
Specialty Amines	liquid soaps; personal care; lubricant and fuel additives; polyurethane foams; fabric softeners; paints and coatings; refinery processing; water treating
Polyetheramines	polyurethane foams and insulation; construction and flooring; paints and coatings; lubricant and fuel additives; adhesives
Ethyleneamines	lubricant and fuel additives; epoxy hardeners; wet strength resins; chelating agents; fungicides
Morpholines/DGA™ and Gas Treating	hydrocarbon processing; construction chemicals; synthetic rubber; water treating; electronics applications; gas treatment and agriculture
Carbonates	lubricant and fuel additives; agriculture; electronics applications; textile treatment
Specialty Surfactants	agricultural herbicides; construction; paper de-inking

Our performance specialties products are organized around the following end markets: coatings, polymers and resins; process additives; resources, fuels and lubricants; and agrochemicals.

**Amines.** Amines broadly refers to the family of intermediate chemicals that are produced by reacting ammonia with various ethylene and propylene derivatives. Generally, amines are valued for their properties as a reactive, emulsifying, dispersant, detergent, solvent or corrosion inhibiting agent. Growth in demand for amines is highly correlated with GDP growth due to its strong links to general industrial and consumer products markets. However, certain segments of the amines market, such as polyetheramines, have grown at rates well in excess of GDP growth due to new product development, technical innovation, and substitution and replacement of competing products. For example, polyetheramines are used by customers who demand increasingly sophisticated performance characteristics as an additive in the manufacture of highly customized epoxy formulations, enabling the

customers to penetrate new markets and substitute for traditional curing materials. As amines are generally sold based upon the performance characteristics that they provide to customer-specific end use application, pricing for amines tends to be stable and does not generally fluctuate with movements in underlying raw materials.

**Morpholine/DGA™.** Morpholine and DGA™ are produced as co-products by reacting ammonia with DEG. Morpholine is used in a number of niche industrial applications including rubber curing (as an accelerator) and flocculants for water treatment. DGA™ is primarily used in gas treating, electronics, herbicides and metalworking end-use applications.

**Carbonates.** Ethylene and propylene carbonates are manufactured by reacting EO and PO with carbon dioxide. Carbonates are used as solvents and as reactive diluents in polymer and coating applications. They are also increasingly being used as a photo-resist solvent in the manufacture of printed circuit boards and the production of lithium batteries. Also, propylene carbonates have recently received EPA approval for use as a solvent in certain agricultural applications. We expect these solvents to replace traditional aromatic solvents that are increasingly subject to legislative restrictions and prohibitions.

**Performance Intermediates.** The following table sets forth the end markets for products made in our performance intermediates business:

Product Group	End Markets
<b>Surfactants</b>	
Alkoxylates	household detergents; industrial cleaners; anti-fog chemicals for glass; asphalt emulsions; shampoos; polymerization additives; de-emulsifiers for petroleum production
Sulfonates/Sulfates	powdered detergents; liquid detergents; shampoos; body washes; dishwashing liquids; industrial cleaners; emulsion polymerization; concrete superplasticizers; gypsum wallboard
Esters and Derivatives	shampoo; body wash; textile and leather treatment
Nitrogen Derivatives	bleach thickeners; baby shampoo; fabric conditioners; other personal care products
Formulated Blends	household detergents; textile and leather treatment; personal care products; pharmaceutical intermediates
EO/PO Block Co-Polymers	automatic dishwasher detergents
<b>Ethanolamines</b>	wood preservatives; herbicides; construction; gas treatment; metalworking
<b>LAB</b>	consumer detergents; industrial and institutional detergents; synthetic lubricants
<b>EG</b>	polyester fibers and PET bottle resins; antifreeze

**Surfactants.** Surfactants or "surface active agents" are substances that combine a water-soluble component with a water insoluble component in the same molecule. While surfactants are most commonly used for their detergency in cleaning applications, they are also valued for their emulsification, foaming, dispersing, penetrating and wetting properties in a variety of industries. While

growth in demand for surfactants is highly correlated with GDP growth due to its strong links with the household cleaning and general industrial markets, Nexant expects certain segments of the surfactants market, including personal care, to grow faster than GDP.

According to Nexant, global demand in 2003 for surfactants was approximately 24 billion pounds. Demand growth for surfactants is relatively stable and exhibits little cyclicity. The main consumer product applications for surfactants can demand new formulations with unproved performance characteristics, and as a result life cycles for these consumer end products can often be quite short. This affords considerable opportunity for innovative surfactants manufacturers like us to provide surfactants and blends with differentiated specifications and properties. For basic surfactants, pricing tends to have a strong relationship to underlying raw material prices and usually lags petrochemical price movements. However, pricing in recent years has also been adversely affected by the growing purchasing power of "soapers," such as Procter & Gamble and Unilever. The "big box" stores, such as Wal-mart and Costco have also placed pricing pressure along the surfactant value chain.

**Ethanolamines.** Ethanolamines are a range of chemicals produced by the reaction of EO with ammonia. They are used as intermediates in the production of a variety of industrial, agricultural and consumer products. There are a limited number of competitors due the technical and cost barriers to entry. Growth in this sector has typically been higher than GDP and in the last few years has benefited in particular from the conversion to ethanolamines in the formulation of wood treatment products. The ethanolamine market in North America is tight with industry operating rates currently running in excess of 90% of stated capacity. Despite these high operating rates in ethanolamines, there are no new announced capacity expansions. We expect all producers to evaluate debottlenecking initiatives to meet the expected market demand.

**LAB.** LAB is a surfactant intermediate which is produced through the reaction of benzene with either normal paraffins or linear alpha olefins. Nearly all the LAB produced globally is converted into LAS, a major anionic surfactant used worldwide for the production of consumer, industrial and institutional laundry detergents.

Four major manufacturers lead the traditional detergency market for LAB in North America: Procter & Gamble, Henkel, Unilever and Colgate Palmolive. According to Nexant, these four largest detergent manufacturers consume approximately 700 million pounds of LAB annually in North America. According to Nexant, worldwide, there are some 22 producers of LAB, but 65% of capacity lies in the hands of seven producers, with two or three major players in each of the three regional markets. According to Nexant, global capacity for LAB is 6.6 billion pounds, approximately 1.9 billion pounds of which is installed in the Americas. Although the North American market for LAB is mature, Nexant expects the South American market to grow as detergent demand grows at a faster rate than in more developed countries. Nexant expects any excess LAB capacity in North America to be sold into the growing South American markets.

For several years through 2002, our LAB business benefited from a market environment where the supply/demand balance for LAB in the Americas was favorable for producers and prices for alternate products had not been very competitive. From a competition perspective, compounds derived from alcohol and its derivatives can be used in place of LAB in certain detergent formulations. In the past year, a significant amount of new alcohol production capacity has come on stream resulting in lower prices for these alcohol-based compounds. As a result, LAB has become less attractive to buyers who have the option to formulate their products with either of these two raw materials and as a result, margins for LAB producers have come under pressure.

**EG.** We consume our internally produced EO to produce three types of EG: MEG, DEG and TEG. According to Nexant, total demand for MEG in North America in 2003 was 6.2 billion pounds, with demand growing at a compound growth rate of 2.2% since 1992. MEG is consumed primarily in the polyester (fiber and bottle resin) and antifreeze end markets, which, together, according to Nexant,

comprised approximately 61% and 30% of MEG demand, respectively, in 2003. EG is also used in a wide variety of industrial applications including synthetic lubricants, plasticizers, solvents and emulsifiers.

The EG supply/demand balance in North America is fairly tight, with average industry operating rates of approximately 90% in the first half of 2004, according to Nexant. Due to continued strong demand for polyester fibers, particularly in Asia, Nexant expects margins to continue to improve in the near term. However, new capacity in Asia and the Middle East will come on line by 2006, alleviating the current tightness in the supply/demand balance.

**Maleic Anhydride and Licensing.** The following table sets forth the end markets for products made in our maleic anhydride business:

Product Group	End Markets
Maleic anhydride	boat hulls; automotive; construction; lubricant and fuel additives; countertops; agrochemicals; paper; and food additives
Maleic anhydride catalyst and technology licensing	maleic anhydride and BDO manufacturers

Maleic anhydride is a chemical intermediate that is produced by oxidizing either benzene or normal butane through the use of a catalyst. The largest use of maleic anhydride in the U.S. is in the production of UPRs, which we believe account for approximately 57% of U.S. maleic anhydride demand. UPR is the main ingredient in fiberglass reinforced resins, which are used for marine and automotive applications and commercial, and residential construction products.

Our maleic anhydride technology is a proprietary fixed bed process with solvent recovery and is characterized by low butane consumption and an energy-efficient, high-percentage-recovery solvent recovery system. This process competes against two other processes, the fluid bed process and the fixed bed process with water recovery. We believe that our process is superior in the areas of feedstock and energy efficiency and solvent recovery. The maleic anhydride-based route to BDO manufacture is currently the preferred process technology and is favored over the other routes, which include PO, butadiene and acetylene as feedstocks. As a result, the growth in demand for BDO has resulted in increased demand for our maleic anhydride technology.

Total U.S. demand for maleic anhydride is approximately 525 million pounds. Over time, demand for maleic anhydride has generally grown at rates that slightly exceed GDP growth. However, given its dependence on the UPR market, which is heavily influenced by construction end markets, demand can be cyclical. Pricing for maleic anhydride in North America over the past several years has been stable. Generally, changes in price have resulted from changes in industry capacity utilization as opposed to changes in underlying raw material costs.

**Sales and Marketing**

We sell over 2,000 products to over 4,000 customers globally through our marketing group, which has extensive market knowledge, considerable chemical industry experience and well established customer relationships.

Our performance specialties businesses are organized around end-use market applications, such as coatings, polymers and resins and agrochemical. In these end uses, our marketing efforts are focused on how our product offerings perform in certain customer applications. We believe that this approach enhances the value of our product offerings and creates opportunities for on-going differentiation in our development activities with our customers. Our performance intermediates and maleic anhydride

businesses organize their marketing efforts around their products and geographic regions served. We also provide extensive pre-and post-sales technical service support to our customers where our technical service professionals work closely with our research and development functions to tailor our product offerings to meet our customers unique and changing requirements. Finally, these technical service professionals interact closely with our market managers and business leadership teams to help guide future offerings and market approach strategies.

In addition to our focused direct sales efforts, we maintain an extensive global network of distributors and agents that also sell our products. These distributors and agents typically promote our products to smaller end use customers who cannot cost effectively be served by our direct sales forces.

### ***Manufacturing and Operations***

Our Performance Products segment has the capacity to produce approximately 6.5 billion pounds annually of a wide variety of specialty, intermediate and commodity products and formulations at 16 manufacturing locations in North America, Europe and Australia.

These production capacities are as follows (in millions of pounds):

Product Area	Current capacity			
	North America	Europe	Australia	Total
<i>Performance Specialties</i>				
Amines	415	130 <sup>(1)</sup>		545
Specialty surfactants	100	100	100	300
Carbonates	75			75
<i>Performance Intermediates</i>				
EO	1,000		100	1,100
EG	890		55	945
Surfactants	860	1,590		2,450
Ethanolamines	340			340
LAB	400			400
<i>Maleic anhydride</i>	240	125 <sup>(2)</sup>		365

<sup>(1)</sup> Includes up to 30 million pounds of ethyleneamines that are made available from Dow's Terneuzen, Netherlands facility by way of a long-term tolling arrangement.

<sup>(2)</sup> Represents total capacity of a facility owned by Sasol-Huntsman GmbH & Co. KG, of which we own a 50% interest and Sasol owns the remaining 50% interest.

Our surfactants and amines facilities are located globally, with broad capabilities in amination, sulfonation and ethoxylation. These facilities have a competitive cost base and use modern manufacturing units that allow for flexibility in production capabilities and technical innovation.

Our primary EO, EG and ethanolamines facilities are located in Port Neches, Texas and adjacent to the olefins facility operated by our Base Chemicals segment, which results in a stable, cost-effective source of raw material for these ethylene derivatives. The Port Neches, Texas facility also benefits from extensive logistics infrastructure, which allows for efficient sourcing of other raw materials and distribution of finished products.

Our LAB facility in Chocolate Bayou, Texas and our maleic anhydride facility in Pensacola, Florida are both located within large, integrated petrochemical manufacturing complexes operated by Solutia. We believe this results in greater scale and lower costs for our products than we would be able to obtain if these facilities were stand-alone operations.

We have recently announced our intention to restructure our European surfactants business. This restructuring is expected to result in a significant downsizing of our Whitehaven, U.K. facility. This downsizing, along with actions at other European facilities, is expected to result in the reduction of approximately 320 employees throughout Europe over the next 15 months.

### ***Raw Materials***

We currently use approximately 850 million pounds of ethylene produced each year at our Port Arthur and Port Neches, Texas facilities in the production of EO and ethyleneamines. We consume all of our EO in the manufacture of our EG, surfactants and amines products. We also use internally produced PO and DEG in the manufacture of these products.

In addition to internally produced raw materials, our performance specialties business purchases over 250 compounds in varying quantities, the largest of which includes ethylene dichloride, caustic soda, synthetic alcohols, paraffin, nonyl phenol, ammonia, methylamines and acrylonitrile. The majority of these raw materials are available from multiple sources in the merchant market at competitive prices.

In our performance intermediates business, our primary raw materials, in addition to internally produced and third-party sourced EO, are synthetic and natural alcohols, fatty acids, paraffin, benzene and nonyl phenol. All of these raw materials are widely available in the merchant market at competitive prices.

Maleic anhydride is produced by the reaction of n-butane with oxygen using our proprietary catalyst. The principal raw material is n-butane which is purchased pursuant to long-term contracts and delivered to our Pensacola, Florida site by barge. Our maleic anhydride catalyst is toll-manufactured by Engelhard under a long-term contract according to our proprietary methods.

### ***Competition***

In our performance specialties business, there are few competitors for many of our products due to the considerable customization of product formulations, the proprietary nature of many of our product applications and manufacturing processes and the relatively high research and development and technical costs involved. Some of our global competitors include BASF, Air Products, Dow, and Akzo. We compete primarily on the basis of product performance, new product innovation and, to a lesser extent, on the basis of price.

There are numerous global producers of many of our performance intermediates products. Our main competitors include global companies such as Dow, Sasol, BASF, Petresa, Equistar, Shell, Cognis, Stepan and Kao, as well as various smaller or more local competitors. We compete on the basis of price with respect to the majority of our product offerings and, to a lesser degree, on the basis of product availability, performance and service with respect to certain of our more value-added products.

In our maleic anhydride business, we compete primarily on the basis of price, customer service and plant location. Our competitors include Lanxess, Koch, Ashland, Lonza and BASF. We are the leading global producer of maleic anhydride catalyst. Competitors in our maleic anhydride catalyst business include Scientific Design and BP. In our maleic anhydride technology licensing business, our primary competitor is Scientific Design. We compete primarily on the basis of technological performance and service.

## Pigments

### *General*

We are a leading global manufacturer and marketer of titanium dioxide, which is a white pigment used to impart whiteness, brightness and opacity to products such as paints, plastics, paper, printing inks, fibers and ceramics. According to IBMA, our Pigments segment, which operates under the trade name Tioxide®, is the fourth-largest producer of titanium dioxide in the world, with an estimated 12% of global production capacity, and the largest producer of titanium dioxide in Western Europe, with an estimated 23% of Western European production capacity. The global titanium dioxide market is characterized by a small number of large, global producers. We operate eight chloride-based and sulfate-based titanium dioxide manufacturing facilities located in North America, Europe, Asia and Africa.

We offer an extensive range of products that are sold worldwide to approximately 1,500 customers in all major titanium dioxide end markets and geographic regions. The geographic diversity of our manufacturing facilities allows our Pigments segment to service local customers, as well as global customers that require delivery to more than one location. Our diverse customer base includes Ampacet, A. Schulman, Akzo Nobel, Atofina, BASF, Cabot, Clariant, ICI, Jotun and PolyOne. Our pigments business has an aggregate annual nameplate capacity of approximately 550,000 tonnes at our eight production facilities. Five of our titanium dioxide manufacturing plants are located in Europe, one is in North America, one is in Asia, and one is in South Africa. Our North American operation consists of a 50% interest in a manufacturing joint venture with Kronos Worldwide, Inc.

Our Pigments segment is focused on cost control and productivity. In July 2004, we idled 15,000 tonnes of nameplate capacity at our Umbogintwini, South Africa facility, and in November 2004 we idled 40,000 tonnes of nameplate capacity at our Grimsby, U.K. facility, which together represent about 10% of our total titanium dioxide production capacity. Through these closures and other cost saving measures, we will improve our cost position and enhance our ability to compete in the global marketplace. Our other cost saving measures include the optimization of the geographic distribution of our sales, the consolidation of back-office functions and the continued reduction of our fixed and variable costs at each of our manufacturing facilities.

### *Industry Overview*

Global consumption of titanium dioxide was 4.1 million tonnes in 2003 according to IBMA. Historically, global titanium dioxide demand growth rates tend to closely track global GDP growth rates. However, the demand growth rate and its relationship with the GDP growth rate varies by region. Developed markets such as the U.S. and Western Europe exhibit higher absolute consumption but lower demand growth rates, while emerging markets such as Asia exhibit much higher demand growth rates. The titanium dioxide industry experiences some seasonality in its sales because paint sales generally peak during the spring and summer months in the northern hemisphere, resulting in greater sales volumes during the second and third quarters of the year.

There are two manufacturing processes for the production of titanium dioxide, the sulfate process and the chloride process. Most recent capacity additions have employed the chloride process technology and, currently, the chloride process accounts for approximately 69% of global production capacity according to IBMA. However, the global distribution of sulfate- and chloride-based titanium dioxide capacity varies by region, with the sulfate process being predominant in Europe, our primary market. The chloride process is the predominant process used in North America, and both processes are used in Asia. While most end-use applications can use pigments produced by either process, market preferences typically favor products that are locally available. According to IBMA, the chloride and sulfate manufacturing processes compete effectively in the marketplace.

The global titanium dioxide market is characterized by a small number of large global producers. The titanium dioxide industry currently has five major producers (DuPont, Millennium Chemicals, Kerr-McGee, our company and Kronos Worldwide), which accounted for approximately 75% of the global market share in 2003, according to IBMA. Titanium dioxide supply has historically kept pace with increases in demand as producers increased capacity through low cost incremental debottlenecks and efficiency improvements. According to IBMA, this trend is likely to continue with production growth of approximately 2% per year. During periods of low titanium dioxide demand, the industry experiences high stock levels and consequently reduces production to manage working capital. Because pricing in the industry is driven primarily by supply/demand balance, prices have tended to be driven down by lower capacity utilization during periods of weak demand. The last major greenfield titanium dioxide capacity addition was in 1994, and there are no currently announced plans for major greenfield titanium dioxide expansions. Based upon current price levels and the long lead times for planning, governmental approvals and construction, we do not expect significant additional greenfield capacity in the near future.

We believe that demand recovered in 2004. In addition, capacity additions have been limited. These factors have resulted in higher industry operating rates and lower inventory levels. According to IBMA, in response to these trends, all major producers have recently announced price increases in all major markets, which is expected to result in improved profitability for the global titanium dioxide industry.

### ***Sales and Marketing***

Approximately 85% of our titanium dioxide sales are made through our direct sales and technical services network, enabling us to cooperate more closely with our customers and to respond to our increasingly global customer base. Our concentrated sales effort and local manufacturing presence have allowed us to achieve our leading market shares in a number of the countries where we manufacture titanium dioxide.

In addition, we have focused on marketing products to higher growth industries. For example, we believe that our pigments business is well-positioned to benefit from the projected growth in the plastics sector, which, according to IBMA, is expected to grow faster than the overall titanium dioxide market over the next several years. The table below summarizes the major end markets for our pigments products:

End Markets	2003 Global Market <sup>(1)</sup>		Huntsman 2003 Sales		Key Customers	Global Market Compound Annual Growth Rate from 1992 to 2003 <sup>(1)</sup>
	Size	% of Total	Volume	% of Total		
	(thousands of tonnes)					
Coatings	2,538	62%	304	59%	Akzo, ICI, Jotun, Sigma Kalon	2.0%
Plastics	815	20%	159	31%	A. Schulman, Ampacet, Cabot, GE, PolyOne	4.3%
Papers	439	11%	7	1%	Rock-Tenn, Portals Holdings	2.5%
Other	289	7%	47	9%	BASF, Sun-DIC, Teijin, Sensient	(1.7)%
<b>Total</b>	<b>4,081</b>	<b>100%</b>	<b>517</b>	<b>100%</b>		<b>2.6%</b>

(1) Source: IBMA

### ***Manufacturing and Operations***

Our pigments business has eight manufacturing sites in seven countries with a total capacity of approximately 590,000 tonnes per year. Approximately 74% of our titanium dioxide capacity is located in Western Europe. The following table presents information regarding our titanium dioxide facilities:

Region	Site	Annual Capacity (tonnes)	Process
Western Europe	Greatham, U.K.	100,000	Chloride
	Calais, France	95,000	Sulfate
	Grimsby, U.K. <sup>(1)</sup>	40,000	Sulfate
	Huelva, Spain	80,000	Sulfate
	Scarlino, Italy	80,000	Sulfate
North America	Lake Charles, Louisiana <sup>(2)</sup>	70,000	Chloride
Asia	Teluk Kalung, Malaysia	60,000	Sulfate
Southern Africa	Umbogintwini, South Africa <sup>(3)</sup>	25,000	Sulfate
<b>Total</b>		<b>550,000</b>	

(1) Reflects the idling of 40,000 tonnes of nameplate capacity at our Grimsby, U.K. facility in November 2004.

(2) This facility is owned and operated by Louisiana Pigment Company, L.P., a manufacturing joint venture that is owned 50% by us and 50% by Kronos Worldwide. The capacity shown reflects our 50% interest in Louisiana Pigment Company L.P.

(3) Reflects the idling of 15,000 tonnes of nameplate capacity at our Umbogintwini, South Africa facility in July 2004.

We are well positioned to implement a number of low cost expansions of our Greatham, U.K. and Huelva, Spain plants. We are also well positioned to selectively invest in new plant capacity based upon our ICON chloride technology. ICON technology allows for the construction of new capacity with world-scale economics at a minimum nameplate size of 65,000 tonnes. We believe competing chloride technologies typically require a minimum capacity of 100,000 tonnes to achieve comparable economics. Our chloride additions can be more easily absorbed into the market, which provides higher investment returns than larger capacity additions.

### ***Joint Ventures***

We own a 50% interest in Louisiana Pigment Company L.P., a manufacturing joint venture located in Lake Charles, Louisiana. The remaining 50% interest is held by our joint venture partner, Kronos Worldwide. We share production offtake and operating costs of the plant equally with Kronos Worldwide, though we market our share of the production independently. The operations of the joint venture are under the direction of a supervisory committee on which each partner has equal representation.

### ***Raw Materials***

The primary raw materials used to produce titanium dioxide are titanium-bearing ores. We purchase the majority of our ore under long-term supply contracts with a number of ore suppliers. The majority of titanium-bearing ores are sourced from Australia, South Africa and Canada. Ore accounts for approximately 40% of pigment variable manufacturing costs, while utilities (electricity, gas and steam), sulfuric acid and chlorine collectively account for approximately 30% of our variable manufacturing costs.

The world market for titanium-bearing ores is dominated by Rio Tinto and Iluka, which account for approximately 55% of global supply. Both companies produce a range of ores for use in chloride and sulfate processes. We purchase approximately 75% of our ore from these two producers. New players, such as Taicor in South Africa and VV Minerals in India, have recently entered the market,

however, creating an oversupply of most products. Consequently, the price of most titanium-bearing ores has declined in the last five years, and the ability of major producers to control prices has diminished. Given the small number of suppliers and end-users of titanium-bearing ores, we typically enter into longer-term supply agreements with beneficial terms. Approximately 80% of our ore purchases are made under agreements with terms of three to five years.

Titanium dioxide producers extract titanium from ores and process it into pigmentary titanium dioxide using either the chloride or sulfate process. Once an intermediate titanium dioxide pigment has been produced, it is "finished" into a product with specific performance characteristics for particular end-use applications. The finishing process is common to both the sulfate and chloride processes and is a major determinant of the final product's performance characteristics.

The sulfate process generally uses less-refined ores that are cheaper to purchase but produce more co-product than the chloride process. Co-products from both processes require treatment prior to disposal in order to comply with environmental regulations. In order to reduce our disposal costs and to increase our cost competitiveness, we have developed and marketed the co-products of our pigments business. We sell over 50% of the co-products generated by our business.

### ***Competition***

The global markets in which our pigments business operates are highly competitive. Competition is based primarily on price. In addition, we also compete on the basis of product quality and service. The major global producers against whom we compete are DuPont, Kerr McGee, Kronos and Millennium. We believe that our competitive product offerings, combined with our presence in numerous local markets, makes us an effective competitor in the global market, particularly with respect to those global customers demanding presence in the various regions in which they conduct business.

## **Polymers**

### ***General***

We manufacture and market polypropylene, polyethylene, EPS, EPS packaging and APAO. We consume internally produced and third-party-sourced base petrochemicals, including ethylene and propylene, as our primary raw materials in the manufacture of these products. In our polyethylene, APAO and certain of our polypropylene product lines, we pursue a targeted marketing strategy by focusing on those customers and end use applications that require customized polymer formulations. We produce these products at our smaller and more flexible Polymers manufacturing facilities and generally sell them at premium prices. In our other product lines, including the balance of our polypropylene, EPS and EPS packaging, we maintain leading regional market positions and operate cost-competitive manufacturing facilities. We operate six primary Polymers manufacturing facilities in North America and Australia. We are expanding the geographic scope of our polyethylene business and improving the integration of our European Base Chemicals business through the construction of an integrated, low-cost, world-scale LDPE plant to be located adjacent to our existing olefins facility in Wilton, U.K. Upon completion of this facility, which we expect will occur in late 2007, we will consume approximately 50% of the output from our U.K. ethylene unit in the production of LDPE.

### ***Our Products***

We have the capacity to produce approximately 430 million pounds of LDPE and 270 million pounds of LLDPE annually at our integrated Odessa, Texas facility. Our polyethylene customer base includes Ashland, Pliant and Sealed Air.

We produce a variety of grades of LDPE using both the tubular and autoclave processes. Many of the resins are designed to meet specific requirements of particular end users. Various types of

conversion equipment, including extension coating, blown and cast film extrusion, injection and blow molding, and other proprietary methods of extrusion, use these differentiated polyethylene resins to provide high clarity, durability and sealability performance characteristics. Liner grade (general-purpose) polyethylene ordinarily competes principally on the basis of price, while more differentiated polyethylene competes principally on the basis of product quality, performance specifications and, to a lesser extent, price. We participate in both market areas, but concentrate our efforts primarily in more differentiated areas.

Our LLDPE products contain octene copolymers and are sold into applications that require high performance properties such as strength, clarity, processability, and contains few resin imperfections (low gel). These products are used in wide variety of applications such as high performance flexible packaging, high clarity shrink films, barrier films, medical, artificial turf, and irrigation tubing. With our higher-performing product line, we compete with a limited number of competitors on the basis of product performance, and to a lesser extent, price.

We have the capacity to produce approximately 1 billion pounds of polypropylene annually at three production facilities: Longview, Texas with a capacity of approximately 720 million pounds per year; Marysville, Michigan with a capacity of approximately 185 million pounds per year; and Odessa, Texas with a capacity of approximately 120 million pounds per year. Our polypropylene customer base includes Advanced Composites, Ashland, Kerr, PolyOne and Precise Technologies.

We employ a variety of technologies to produce different grades of polypropylene, allowing us to participate in a wide range of polypropylene applications. We provide product solutions to processors and OEMs that require special or unique formulations or characteristics. Our products are used extensively in medical applications, caps and closures, higher value automotive parts, consumer durables, and furniture. Our in-reactor TPO products produced at our Marysville, Michigan facility have replaced more expensive compounded plastics. Our Odessa, Texas facility produces grades of polypropylene utilized for medical applications, specialty films and sheets and electronics packaging. These applications have allowed us to realize substantial premium prices over commodity polypropylene.

We have the capacity to produce approximately 95 million pounds of Rextac® APAO annually at our facility in Odessa, Texas. We are one of only two on-purpose producers of APAO in the U.S. Rextac® APAO is a proprietary, patented, low molecular weight, amorphous material that utilizes polypropylene as its primary raw material. It is used extensively in roofing materials, hot melt adhesives, laminations and wire and cable coatings. Our products are sold primarily in the U.S., although we also participate in the rapidly growing Asian market. Our APAO customer base includes Firestone Building Products, Kimberly-Clark and Johns Manville.

We have the capacity to produce approximately 250 million pounds of EPS annually at our facilities in North America and Australia. We sell into the construction industry, where the product is used for insulation, and into the small but rapidly growing insulated concrete form business. The products also are used in electronics and produce packaging applications. Our specialty grades include R-mer™ rubber modified EPS, fire retardant grades and low-pentane formulations. Our EPS customer base includes Aptco, Cellofoam, Life Like Products and Premier Industries.

We believe that the cost position of our Wilton, U.K. olefins facility uniquely positions it to be the site of a world-scale polyethylene production facility. While we export approximately one-third of our ethylene production each year from Wilton, U.K. to continental Europe, incurring significant shipping and handling costs, the U.K. annually imports approximately 1.9 billion pounds of polyethylene. We believe this provides an opportunity to capitalize on the low-cost operating position and extensive petrochemical infrastructure and logistics at the Wilton site. The announced LDPE facility is planned to have the capacity to produce approximately 900 million pounds of LDPE annually and is estimated to cost approximately \$330 million to construct. A grant of approximately \$30 million has been awarded

by the U.K. government, leaving a cost of \$300 million to be borne by us. The facility is expected be operational in late 2007.

### ***Industry Overview***

Polymers markets are global commodity markets. Demand for polymers tends to be less susceptible to economic cycles than some of our base petrochemicals, as the products are generally sold into the packaging and consumer markets. Demand for LLDPE, which represents the growth segment of the polyethylene sector, and polypropylene has grown at rates well in excess of GDP growth as these products have replaced other polymers and materials (including wood, paper, glass and aluminum) due to their superior performance characteristics. Our polymers are subject to fluctuations in price as a result of supply and demand imbalances and feedstock price movements.

Competition is based on price, product performance, product quality, product deliverability and customer service. Polymers profitability is affected by the worldwide level of demand for polymers, along with vigorous price competition that may result from, among other things, new domestic and foreign industry capacity. In general, demand is a function of economic growth in the U.S., Europe and elsewhere around the world.

Polypropylene is one of the most versatile and among the fastest growing of the major polymers. Polypropylene is used in a wide variety of applications including toys, housewares, bottle caps, outdoor furniture, utensils and packaging film. Although polypropylene comes in many formulations, there are three basic grades: homopolymers (derived from the polymerization of propylene), random copolymers (derived from the polymerization of propylene and a small amount of ethylene), and impact copolymers (derived by first polymerizing propylene and then adding a small amount of polymerized ethylene). Polypropylene is rising in popularity relative to other higher cost polymers due to its overall product performance and its relatively low cost of production. Different polypropylene formulations are custom manufactured with a variety of characteristics to accommodate end users. These characteristics include high stiffness, dimensional stability, low moisture absorption, good electrical insulation and optical properties and resistance to acids, alkalis and solvents. New applications have accounted for significant growth in the past decade in areas such as polypropylene film and automotive parts for the replacement of heavier, more expensive materials.

Polyethylene represents by sales volume the most widely produced thermoplastic resin in the world. There are two basic grades of polyethylene resin, high density and low density. Within low density, there is a further differentiation between LDPE and LLDPE. LDPE is used in a wide variety of applications, including film packaging, molded furniture, toys, wire and cable insulation. While LLDPE is used in many of the same applications as LDPE, it is also used in caps and closures, stretch and shrink binding films and heavy duty shipping sacks due to its high strength characteristics. According to CMAI, during 2003, 27.1 billion pounds of polyethylene were produced in the U.S. The different grades, annual sales volumes and percentages of resins produced include LDPE, 7.1 billion pounds or 26%; LLDPE, 7.6 billion pounds or 28%; and HDPE, 12.4 billion pounds or 46%. LLDPE and LDPE are used in a wide variety of industrial and consumer applications, the largest of which is the film market. Flexible films are used in food and consumer packaging, medical applications and wrap film. Liner grade (general purpose) polyethylene ordinarily competes principally on the basis of price, while more differentiated polyethylene competes principally on the basis of product quality, performance specifications and, to a lesser extent, price.

EPS serves two primary end markets: the "block" EPS market and the "shape" EPS market. Block EPS is used largely by the construction industry and shape EPS is used largely in packaging applications. Historically, EPS has not been traded as an international commodity. As a result, we believe EPS prices have generally been significantly less volatile than those of other petrochemicals. Producers typically maintain strong links to the approximate 400 domestic molders, leading to product

differentiation and customization for clients. Molders are typically small, privately held companies that rely on strong supplier relationships.

Product	2003 U.S. Market Size (billions of pounds)	Compound Annual Growth Rate (1992-2003)	Markets	Applications
LLDPE	8.3	4.9%	film; injection molding; extrusion coating	film packaging (food and medical), caps and closures, heavy duty shipping sacks
LDPE	5.8	(0.8)%	film; injection molding; extrusion coating	film packaging (food and medical), molded furniture, toys, wire and cable insulation
Polypropylene	13.9	6.3%	injection molding; fibers and filaments; film	toys, house-wares, bottle caps, outdoor furniture, utensils, packaging film, and clothing
EPS	1.0	2.8%	block; shape	construction, packaging

Source: CMAI

### ***Sales and Marketing***

Our polymers business markets over 85% of its products through a direct, salaried sales force. Our sales force is organized by product line and by geographic region. We also utilize distributors to market certain of our products to smaller customers. Due to the diversity of products, technologies, and grades, we are able to compete across a broad range of markets without relying upon a few large customers. Approximately 6% of our polymers sales are channeled through two large distributors, which market to many small customers. No one customer constitutes more than 3% of sales.

### ***Manufacturing and Operations***

We have the capacity to produce approximately 2.3 billion pounds of polymers at our six plants located in North America and Australia.

Information regarding these facilities is set forth in the following chart:

	Odessa, Texas	Longview, Texas	Marysville, Michigan	Peru, Illinois	Mansonville Quebec,	West Footscray, Australia	Total
	(millions of pounds)						
Ethylene	800						800
Propylene	300						300
LDPE	430						430
LLDPE	270						270
Polypropylene	120	720	185				1,025
APAO	95						95
EPS				185	40	25	250
Styrene						250	250

Our Odessa, Texas olefins plant produces both ethylene and propylene. Ethylene is transferred to LDPE and LLDPE for polymerization, and is also utilized in polypropylene and APAO copolymer production. Ethylene capacity is greater than current polymer capacity. To maximize ethylene production, we produce cryogenic ethylene and sell it via tank car to customers without pipeline access. There are only two significant sellers of liquid ethylene, Sunoco and ourselves. This product is sold at a significant premium to market pricing for pipeline delivered ethylene.

Our Longview, Texas facility is among the newest, most technologically advanced and lowest cost facilities in North America. Incorporating the UNIPOL® gas phase production technology, this facility has the capability to produce a broad range of polypropylene grades. This facility is connected by pipeline to the Mont Belvieu, Texas propylene supply grid and has recently added railcar unloading infrastructure, giving it maximum raw material supply flexibility.

Our Marysville, Michigan facility's technology is ideally suited to produce special grades of co-polymer polypropylene. This technology allows the plant to produce higher value TPOs, which are used extensively in high-value specialty-automotive applications.

Our Peru, Illinois EPS facility is one of the world's largest EPS production facilities, with five reactors. The use of our proprietary one-step EPS production technology keeps production costs at the Peru facility among the lowest in the industry. Our Mansonville, Quebec EPS plant is a smaller plant with three reactors. The EPS is used primarily to produce packaging, which has historically been a premium market.

Our West Footscray, Australia facility, located near Melbourne, is Australia's only producer of styrene and EPS. We also produce phenolic and polyester resins and, in a 50% joint venture with Dow, polystyrene. We also own Australia's largest EPS/EPP molding business, with seven operations around the country.

### ***Raw Materials***

Our Odessa, Texas facility has access to numerous sources of NGL feedstocks. We operate a feedstock fractionator which separates ethane from other feedstock streams for use in our olefins unit.

Propylene is the most significant raw material used in the production of polypropylene. At our Longview, Texas and Marysville, Michigan sites we purchase polymer-grade and chemical-grade propylene from third parties.

The primary raw material in the production of EPS is styrene. We purchase styrene for our Peru, Illinois and Mansonville, Quebec facilities at market price from unaffiliated third parties.

### ***Competition***

In 2003, there were approximately 9 domestic producers of low density polyethylene resins, either as LDPE or as LLDPE. According to CMAI in 2003 these producers had an estimated combined annual rated production capacity of approximately 18 billion pounds. According to CMAI, the five largest domestic producers of both LDPE and LLDPE in 2004 were ExxonMobil, Dow, Equistar, Westlake and ChevronPhillips.

According to CMAI, there are currently 13 U.S. producers of polypropylene, operating 23 plants with approximately 19.0 billion pounds of annual capacity. The largest producer and marketer is Basell, followed by BP, Sunoco, ExxonMobil and Total Petrochemical. We are the eighth-largest U.S. producer of polypropylene.

According to CMAI, there are ten producers of EPS in North America, with total annual production capacity of approximately 1.5 billion pounds. We are the second-largest producer of EPS in North America. The other major EPS producers are BASF, NOVA Chemicals, Polioles SA and Styrochem.

## Base Chemicals

### *General*

We are a highly integrated North American and European producer of olefins and aromatics. We consume a substantial portion of our Base Chemicals products, such as ethylene, propylene and benzene, in our Performance Products and Polyurethanes segments. We believe this integration leads to higher operating rates for our Base Chemical assets, improved reliability of raw material supply for our other segments and reduced logistics and transportation costs. We operate four Base Chemicals manufacturing facilities located on the Texas Gulf Coast and in northeast England. These facilities are equipped to process a variety of oil- and natural gas-based feedstocks and benefit from their close proximity to multiple sources of these raw materials. This flexibility allows us to optimize our operating costs. These facilities also benefit from extensive underground storage capacity and logistics infrastructure, including pipelines, deepwater jetties and ethylene liquefaction facilities.

### *Olefins*

In the U.S., we produce ethylene and propylene at our Port Arthur and Port Neches, Texas olefins manufacturing facilities. The Port Arthur steam cracker has the capacity to produce approximately 1.4 billion pounds of ethylene and approximately 800 million pounds of propylene per year and has the capability to process both light and heavy feedstock, giving us the opportunity to maximize profitability with an optimal selection of raw materials. The Port Neches facility has the capacity to produce approximately 400 million pounds of ethylene and approximately 400 million pounds of propylene per year and has the capability to process ethane and propane and to recover ethylene and propylene from refinery off-gas. Ethylene production at our Port Neches facility was idled in June 2001 and was recently restarted, with full production beginning in the fourth quarter of 2004. Substantial portions of our ethylene and propylene are used downstream in our Performance Products and Polyurethanes segments.

Our olefins facility at Wilton, U.K. is one of Europe's largest single-site and lowest cost olefins facilities, according to Nexant. Our Wilton facility has the capacity to produce approximately 1.9 billion pounds of ethylene, 880 million pounds of propylene and 225 million pounds of butadiene per year. The Wilton olefins facility benefits from its North Sea location and significant feedstock flexibility, which allows for processing of naphthas, condensates and NGLs. In addition, the facility benefits from extensive underground storage capacity and logistics infrastructure, including pipelines, deepwater jetties and ethylene liquefaction facilities.

We are the fourth-largest U.S. producer of butadiene with annual capacity of approximately 900 million pounds. We sell all the butadiene we produce to several large consumers, including Bayer, Bridgestone/Firestone, Invista and Goodyear, who process it further into products such as synthetic rubber for tires, fiber for nylon carpet and foam for carpet backing. Feedstock for our large U.S. butadiene plant includes all of the crude butadiene produced as a byproduct in our olefins unit and crude butadiene purchased on long-term contracts from other olefin producers. Our U.S. butadiene production facility is located in close proximity to a number of our customers' plant locations, allowing us to connect to these customers by pipelines. Our smaller U.K. facility processes only our byproduct butadiene and ships almost entirely to customers located in the U.K.

### *Aromatics*

We are the second-largest U.S. producer of cyclohexane and have the capacity to produce approximately 630 million pounds of cyclohexane annually at our Port Arthur, Texas facility. Virtually all cyclohexane is converted to other intermediate chemicals used to produce Nylon 6 and Nylon 6,6 synthetic fibers and resins. The nylon fibers are used to manufacture products such as hosiery, upholstery, carpet and tire cord, and the resins are used in engineered plastic applications. The Port

Arthur facility extracts benzene from byproduct streams produced by our olefins facility. We also purchase byproduct streams from neighboring facilities.

We produce aromatics in Europe at our two integrated manufacturing facilities located in Wilton, U.K. and North Tees, U.K. According to Nexant, we are a leading European producer of cyclohexane with 725 million pounds of annual capacity, a leading producer of paraxylene with 800 million pounds of annual capacity and are among Europe's larger producers of benzene with 1,200 million pounds of annual capacity. We use most of the benzene produced by our aromatics operations internally in the production of nitrobenzene for our Polyurethanes business and for the production of cyclohexane. The balance of our European aromatics production is sold to several key customers.

We also have the capacity to produce approximately 160 million gallons of MTBE annually at our Port Neches, Texas facility. In 2003, we produced approximately 100 million gallons of MTBE from the conversion of byproduct isobutylenes that we extracted from our unit and neighboring refineries. MTBE is blended into gasoline as an octane enhancer and as an oxygenate, which reduces carbon monoxide and other harmful motor vehicle emissions. See "—Environmental, Health and Safety Matters—MTBE Developments."

### Industry Overview

Petrochemical markets are global commodity markets. However, the olefins market is subject to some regional price differences due to the more limited inter-regional trade resulting from the high costs of product transportation. The global petrochemicals market is cyclical and is subject to pricing swings due to supply and demand imbalances, feedstock prices (primarily driven by crude oil and natural gas prices) and general economic conditions.

The following table sets forth the global market size, growth rate, uses and end markets for the major olefins and aromatics we produce:

Product	2003 Global Market Size	Compound Annual Growth Rate (1992-2003)	Uses	End Markets
	(billions of pounds)			
Ethylene	212	4.4%	polyethylene, ethylene oxide, polyvinyl chloride, alpha olefins, styrene	packaging materials, plastics, housewares, beverage containers, personal care
Propylene	129	6.2%	polypropylene, propylene oxide, acrylonitrile, isopropanol	clothing fibers, plastics, automotive parts, foams for bedding and furniture
Butadiene	20	3.3%	SBR rubber, polybutadiene, SB latex	automotive, carpet
Benzene	78	4.6%	polyurethanes, polystyrene cyclohexane, cumene, styrene/SBR	appliances, automotive components, detergents, personal care, packaging materials, carpet
Paraxylene	44	9.1%	polyester, PTA	fibers, textiles, beverage containers
Cyclohexane	8.8	2.5%	nylon 6, nylon 6,6	fibers, resins

Source: Nexant

The olefins markets in both North America and Western Europe are supplied by numerous producers, none of whom has a dominant position in terms of its share of production capacity. Major producers include BP, Dow, Equistar, ExxonMobil, Sabic and Shell. According to Nexant, global ethylene consumption in 2003 was 212 billion pounds, representing an average industry operating rate of 86%, and global propylene consumption in 2003 was 129 billion pounds, representing an average industry operating rate of 85%.

The aromatics market, which is primarily composed of cyclohexane, benzene and paraxylene, is characterized by several major producers, including BP, ChevronPhillips, Dow, ExxonMobil and Shell. According to Nexant, the global markets for most aromatics products have recently recovered from the cyclical lows experienced over the last several years as demand has increased due to recent growth in demand for certain derivative products, including polyester fibers and PET packaging resins. Also, new capacity additions have been limited, which has resulted in higher industry operating rates. According to Nexant, the current global industry operating rate for benzene is approximately 81%, while the current global industry operating rates for cyclohexane and paraxylene are 80% and 87%, respectively.

### ***Sales and Marketing***

In recent years, our sales and marketing efforts have focused on developing long-term contracts with customers to operate our facilities at maximum rates, while maintaining very low selling expenses and administration costs. In 2003, over 61% and 79% of our primary petrochemicals sales volume in North America and Europe, respectively, was made under contracts of a year or more. In addition, we delivered over 84% and 65% of our petrochemical products volume in North America and Europe, respectively, in 2003 by pipeline. Major aromatics customers include BASF, Bayer, DupontSA, Invista, Rhodia and Solutia. Major olefins customers include BP, Dow, DuPont, EVC, Nova, Shell and Solvay.

In North America, we benefit from our pipeline system that extends over 600 miles, which we use to transport feedstocks and intermediate and finished products. In the U.K., we own or have access to major pipeline systems connecting our plants to our customers. Our finished product pipelines allow us to ship ethylene, propylene and butadiene directly to our customers at very low cost. Addition of new pipeline connections represents a significant barrier to potential competitors. We believe that the wide coverage of our pipeline system, coupled with the proximity of both customers and suppliers, gives us a competitive advantage both in receiving raw materials and in delivering ethylene and propylene to our key customers.

### ***Manufacturing and Operations***

The annual production capacities of our olefins and aromatics facilities is set forth below:

	Port Arthur, Texas	Port Neches, Texas	Odessa, Texas <sup>(1)</sup>	Wilton, U.K.	North Tees, U.K.	Total
	(millions of pounds)					
Ethylene	1,400	400 <sup>(2)</sup>	800	1,900		4,500
Propylene	800	400 <sup>(2)</sup>	300	880		2,380
Butadiene		900		225		1,125
Paraxylene				800		800
Benzene	480				1,200	1,680
Cyclohexane	630				725	1,355
MTBE <sup>(3)</sup>		160				160

(1) Our Odessa, Texas olefins unit primarily provides raw materials for our Polymers segment. As such, the operations of this unit are accounted for in the Polymers segment. See "—Polymers—Manufacturing and Operations" and "—Polymers—Raw Materials."

(2) Our Port Neches, Texas olefins plant was idled in June 2001 and was recently restarted with full production beginning in the fourth quarter of 2004.

(3) Millions of gallons.

### ***Raw Materials***

The primary raw materials that we use as feedstocks in our Base Chemicals business are hydrocarbons produced as byproducts of the refining crude oil and natural gas, such as ethane, propane and butane. These materials are actively traded on the spot and futures markets and are readily available from multiple sources. We benefit from our locations in Texas, where we neighbor Mont Belvieu, which is a hub for the distribution of these feedstocks, and in the U.K., where we are able to take advantage of our pipeline system and our proximity to refineries located near the North Sea.

In the U.S., pipelines allow us to transport liquid hydrocarbon feedstocks from Mont Belvieu, Texas to our Port Arthur and Port Neches facilities. We are tied into the extensive industry pipeline grid for receipt of natural gases and NGLs, and have dock and tank facilities for receipt of feedstocks by tanker and barge.

Our North Tees facility, situated on the northeast coast of England, is near a substantial supply of oil, natural gas and chemical feedstocks. Due to our location at North Tees, we have the option to purchase feedstocks from a variety of sources. However, we have elected to procure the majority of our naphtha, condensates and NGLs from local producers as they have been the most economical sources. In order to secure the optimal mix of the required quality and type of feedstock for our petrochemical operations at fully competitive prices, we regularly engage in the purchase and sale of feedstocks.

### ***Competition***

The markets in which our base chemicals business operates are highly competitive. Our competitors in the olefins and aromatics business include BP, Dow, Equistar, ExxonMobil, Sabic and Shell. While the market for most of these products is global, prices tend to be set regionally. These industries are characterized by companies that have large market shares in specific regions. The primary factors for competition in this business are price, reliability of supply and customer service. The technology used in these businesses is mature and widely available.

### **Research and Development**

On a historical basis, for the nine months ended September 30, 2004 and the fiscal years 2003, 2002 and 2001, we spent \$62.2 million, \$65.6 million, \$23.8 million, \$32.7 million, respectively, on research and development of our products.

We support our business with a major commitment to research and development, technical services and process engineering improvement. Our research and development centers are currently located in Austin, Texas and Everberg, Belgium. Other regional development/technical service centers are located in Odessa, Texas (polymers); Billingham, England (pigments); Auburn Hills, Michigan (polymers and polyurethanes for the automotive industry); West Deptford, New Jersey, Derry, New Hampshire, Shanghai, China, Deggendorf, Germany and Ternate, Italy (polyurethanes); Ascot Vale, Australia (surfactants) and Port Neches, Texas and Wilton, U.K. for process engineering support. We have announced that we intend to close our Austin facility in mid-2005 and our West Deptford facility in late 2005. We intend to relocate the research and development capabilities of these two facilities to a new research and development center in The Woodlands, Texas that we expect to open in 2005.

We have leading technology positions, which contribute to our status as a low cost producer. Coordinated research, engineering and manufacturing activities across production and research and development locations facilitate these low cost positions.

### **Intellectual Property Rights**

Proprietary protection of our processes, apparatuses, and other technology and inventions is important to our businesses. We own approximately 733 unexpired U.S. patents, approximately 181

patent applications (including provisionals) currently pending at the U.S. Patent and Trademark Office, and approximately 3,999 foreign counterparts, including both issued patents and pending patent applications. While a presumption of validity exists with respect to issued U.S. patents, we cannot assure that any of our patents will not be challenged, invalidated, circumvented or rendered unenforceable. Furthermore, we cannot assure the issuance of any pending patent application, or that if patents do issue, that these patents will provide meaningful protection against competitors or against competitive technologies. Additionally, our competitors or other third parties may obtain patents that restrict or preclude our ability to lawfully produce or sell our products in a competitive manner.

We also rely upon unpatented proprietary know-how and continuing technological innovation and other trade secrets to develop and maintain our competitive position. There can be no assurance, however, that confidentiality agreements into which we enter and have entered will not be breached, that they will provide meaningful protection for our trade secrets or proprietary know-how, or that adequate remedies will be available in the event of an unauthorized use or disclosure of such trade secrets and know-how. In addition, there can be no assurance that others will not obtain knowledge of these trade secrets through independent development or other access by legal means.

In addition to our own patents and patent applications and proprietary trade secrets and know-how, we are a party to certain licensing arrangements and other agreements authorizing us to use trade secrets, know-how and related technology and/or operate within the scope of certain patents owned by other entities. We also have licensed or sub-licensed intellectual property rights to third parties.

We have associated brand names with a number of our products, and own approximately 110 U.S. trademark registrations, approximately 30 applications for registration currently pending at the U.S. Patent and Trademark Office, and approximately 4,331 foreign counterparts, including both registrations and applications for registration. However, there can be no assurance that the trademark registrations will provide meaningful protection against the use of similar trademarks by competitors, or that the value of our trademarks will not be diluted.

## **Employees**

As of September 30, 2004, we employed approximately 11,600 people in our operations around the world. Approximately 3,200 of these employees are located in the U.S., while approximately 8,400 are located in foreign countries. We are a party to collective bargaining agreements which cover an aggregate of approximately 5,400 employees, approximately 900 of whom are located in the U.S. and approximately 4,500 of whom are located in foreign countries. We believe our relations with our employees are good.

## **Properties**

We own or lease chemical manufacturing and research facilities in the locations indicated in the list below which we currently believe are adequate for our short-term and anticipated long-term needs. We own or lease office space and storage facilities throughout the U.S. and many foreign countries. Our principal executive offices are located at 500 Huntsman Way, Salt Lake City, Utah 84108. The following is a list of our material owned or leased properties where manufacturing, research and main office facilities are located.

## Principal Facilities

The following table sets forth information regarding our principal facilities.

Location	Business Segment	Description of Facility
Salt Lake City, Utah	—	Executive Offices
The Woodlands, Texas <sup>(1)</sup>	—	Operating Headquarters
Geismar, Louisiana <sup>(2)</sup>	Polyurethanes	MDI, TDI, Nitrobenzene <sup>(7)</sup> , Aniline <sup>(7)</sup> and Polyols Manufacturing Facilities and Polyurethanes Systems House
Rozenburg, Netherlands <sup>(1)</sup>	Polyurethanes	MDI Manufacturing Facility, Polyols Manufacturing Facilities and Polyurethanes Systems House
West Deptford, New Jersey <sup>(3)</sup>	Polyurethanes	Polyurethane Systems House and Research Facility
Auburn Hills, Michigan <sup>(1)</sup>	Polyurethanes	Polyurethane Research Facility
Deerpark, Australia	Polyurethanes	Polyurethane Systems House
Cartagena, Colombia	Polyurethanes	Polyurethane Systems House
Deggendorf, Germany	Polyurethanes	Polyurethane Systems House
Termate, Italy	Polyurethanes	Polyurethane Systems House
Shanghai, China <sup>(1)</sup>	Polyurethanes	Polyurethane Systems House
Thane (Maharashtra), India <sup>(1)</sup>	Polyurethanes	Polyurethane Systems House
Samuprakam, Thailand <sup>(1)</sup>	Polyurethanes	Polyurethane Systems House
Kuan Yin, Taiwan <sup>(1)</sup>	Polyurethanes	Polyurethane Systems House
Tlalnepantla, Mexico	Polyurethanes	Polyurethane Systems House
Mississauga, Ontario <sup>(1)</sup>	Polyurethanes	Polyurethane Systems House
Everberg, Belgium	Polyurethanes	Polyurethane Research Facility
Gateway West, Singapore <sup>(1)</sup>	Polyurethanes	Polyurethane Commercial Center
Derry, New Hampshire <sup>(1)</sup>	Polyurethanes	TPU Research Facility
Ringwood, Illinois <sup>(1)</sup>	Polyurethanes	TPU Manufacturing Facility
Osnabrück, Germany	Polyurethanes	TPU Manufacturing Facility
Port Neches, Texas <sup>(4)</sup>	Polyurethanes, Performance Products and Base Chemicals	Olefins, Aromatics, EO, EG, Amines and PO Manufacturing Facilities
Wilton, U.K.	Polyurethanes and Base Chemicals	Olefins and Aromatics Manufacturing Facilities and Aniline and Nitrobenzene Manufacturing Facilities
Bergkamen, Germany <sup>(5)</sup>	Advanced Materials	Synthesis Facility
Monthey, Switzerland	Advanced Materials	Resins and Synthesis Facility
Pamplona, Spain	Advanced Materials	Resins and Synthesis Facility
McIntosh, Alabama	Advanced Materials	Resins and Synthesis Facility
Chennai, India <sup>(6)</sup>	Advanced Materials	Resins and Synthesis Facility
Bad Saeckingen, Germany <sup>(1)</sup>	Advanced Materials	Formulating Facility
Duxford, U.K.	Advanced Materials	Formulating Facility
Sadat City, Egypt	Advanced Materials	Formulating Facility
Taboão da Serra, Brazil	Advanced Materials	Formulating Facility
Kaohsiung, Taiwan	Advanced Materials	Formulating Facility
Panyu, China <sup>(1)(7)</sup>	Advanced Materials	Formulating Facility
Thomastown, Australia <sup>(8)</sup>	Advanced Materials	Formulating Facility
East Lansing, Michigan	Advanced Materials	Formulating Facility
Istanbul, Turkey <sup>(1)</sup>	Advanced Materials	Formulating Facility
Los Angeles, California	Advanced Materials	Formulating Facility
Austin, Texas <sup>(9)</sup>	Performance Products	Research Facility
Conroe, Texas	Performance Products	Amines Manufacturing Facility
Dayton, Texas	Performance Products	Surfactant Manufacturing Facility
Chocolate Bayou, Texas <sup>(1)(10)</sup>	Performance Products	LAB Manufacturing Facility
Pensacola, Florida <sup>(1)(10)</sup>	Performance Products	Maleic anhydride Manufacturing Facility
Petfurdo, Hungary	Performance Products	Amines Manufacturing Facility
Botany, Australia	Performance Products	Surfactant Manufacturing Facility
Llanelli, U.K.	Performance Products	Amines Manufacturing Facility
Guelph, Ontario <sup>(11)</sup>	Performance Products	Surfactant Manufacturing Facility
St. Mihiel, France	Performance Products	Surfactant Manufacturing Facility
Lavera, France	Performance Products	Surfactant Manufacturing Facility
Castiglione, Italy	Performance Products	Surfactant Manufacturing Facility

Patrica/Frosinane, Italy	Performance Products	Surfactant Manufacturing Facility
Barcelona, Spain	Performance Products	Surfactant Manufacturing Facility
Whitehaven, U.K. <sup>(12)</sup>	Performance Products	Surfactant Manufacturing Facility
Freeport, Texas <sup>(1)</sup>	Performance Products	Amines Manufacturing Facility
Greatham, U.K.	Pigments	Titanium Dioxide Manufacturing Facility
Grimsby, U.K.	Pigments	Titanium Dioxide Manufacturing Facility
Calais, France	Pigments	Titanium Dioxide Manufacturing Facility
Huelva, Spain	Pigments	Titanium Dioxide Manufacturing Facility
Scarlino, Italy	Pigments	Titanium Dioxide Manufacturing Facility
Teluk Kalung, Malaysia	Pigments	Titanium Dioxide Manufacturing Facility
Lake Charles, Louisiana <sup>(13)</sup>	Pigments	Titanium Dioxide Manufacturing Facility
Umbogintwini, South Africa	Pigments	Titanium Dioxide Manufacturing Facility
Billingham, U.K.	Pigments	Titanium Dioxide Research and Technical Facility
Warrenville, Illinois <sup>(1)</sup>		Titanium Dioxide North American Technical and Commercial Center
	Pigments	
Peru, Illinois	Polymers	EPS Manufacturing Facility
Marysville, Michigan	Polymers	Polypropylene Manufacturing Facility
Longview, Texas <sup>(1)</sup>	Polymers	Polypropylene Manufacturing Facility
Odessa, Texas	Polymers	Polyethylene Manufacturing Facility
Mansonville, Quebec	Polymers	EPS Manufacturing Facility
West Footscray, Australia	Polymers	Polymers Manufacturing Facility
Port Arthur, Texas	Base Chemicals	Olefins and Aromatics Manufacturing Facility
Sour Lake, Texas	Base Chemicals	Various finished raw materials pipelines and storage facilities
North Tees, U.K. <sup>(1)</sup>		Aromatics Manufacturing Facility and Logistics & Storage Assets
	Base Chemicals	

(1) Leased land and/or building.

(2) The Geismar facility is owned as follows: we own 100% of the MDI, TDI and polyol facilities, and Rubicon LLC, a manufacturing joint venture with Crompton Corporation in which we own a 50% interest, owns the aniline and nitrobenzene facilities. Rubicon LLC is a separate legal entity that operates both the assets that we own jointly with Crompton Corporation and our wholly-owned assets at Geismar.

(3) We intend to close this facility in late 2005.

(4) The Port Neches ethylene plant was idled in 2001 and was recently re-started, with full production beginning in the fourth quarter of 2004.

(5) We shut down our base resin production line at this facility in the first quarter of 2004.

(6) 76%-owned manufacturing joint venture with Tamilnadu Petroproducts Limited.

(7) 95%-owned manufacturing joint venture with Guangdong Panyu Shilou Town Economic Development Co. Ltd.

(8) We intend to close this facility in 2005.

(9) We intend to close this facility in mid-2005. We will relocate the operations to a new facility in The Woodlands, Texas. Please see "—Research and Development."

(10) These plants are operated by Solutia under long-term operating agreements. Solutia and certain of its affiliates have filed a voluntary petition for relief under Chapter 11 of the U.S. Bankruptcy Code. We expect that Solutia will continue to operate these plants, although no assurance can be given at this time. During the course of the bankruptcy proceeding, it is possible that Solutia may reject any of the agreements under which it operates the plants. It is also possible that Solutia's reorganization under Chapter 11 may fail and that it would proceed to a liquidation under Chapter 7. If Solutia were to discontinue operation of any of these plants, it may be difficult to arrange for uninterrupted operation.

(11) We intend to close this facility in the second half of 2005.

(12) We intend to substantially reduce our operations at this site.

(13) 50%-owned manufacturing joint venture with Kronos Louisiana, Inc., a subsidiary of Kronos Worldwide, Inc.

## **Environmental, Health and Safety Matters**

### ***General***

We are subject to extensive federal, state, local and foreign laws, regulations, rules and ordinances relating to pollution, protection of the environment and the generation, storage, handling, transportation, treatment, disposal and remediation of hazardous substances and waste materials. In the ordinary course of business, we are subject to frequent environmental inspections and monitoring and occasional investigations by governmental enforcement authorities. In addition, our production facilities require operating permits that are subject to renewal, modification and, in certain circumstances, revocation. Actual or alleged violations of environmental laws or permit requirements could result in restrictions or prohibitions on plant operations, substantial civil or criminal sanctions, as well as, under some environmental laws, the assessment of strict liability and/or joint and several liability. Moreover, changes in environmental regulations could inhibit or interrupt our operations, or require us to modify our facilities or operations. Accordingly, environmental or regulatory matters may cause us to incur significant unanticipated losses, costs or liabilities.

### ***Environmental, Health and Safety Systems***

We are committed to achieving and maintaining compliance with all applicable environmental, health and safety ("EHS") legal requirements, and we have developed policies and management systems that are intended to identify the multitude of EHS legal requirements applicable to our operations, enhance compliance with applicable legal requirements, ensure the safety of our employees, contractors, community neighbors and customers and minimize the production and emission of wastes and other pollutants. Although EHS legal requirements are constantly changing and are frequently difficult to comply with, these EHS management systems are designed to assist us in our compliance goals while also fostering efficiency and improvement and minimizing overall risk to us.

### ***EHS Capital Expenditures***

We may incur future costs for capital improvements and general compliance under EHS laws, including costs to acquire, maintain and repair pollution control equipment. For the nine months ended September 30, 2004, the year ended December 31, 2003 and the year ended December 31, 2002, our capital expenditures for EHS matters totaled \$36.9 million, \$47.8 million and \$30.3 million, respectively. Since capital expenditures for these matters are subject to evolving regulatory requirements and depend, in part, on the timing, promulgation and enforcement of specific requirements, we cannot provide assurance that our recent expenditures will be indicative of future amounts required under EHS laws.

### ***Governmental Enforcement Proceedings***

On occasion, we receive notices of violation, enforcement and other complaints from regulatory agencies alleging non-compliance with applicable EHS law. By way of example, we are aware of the individual matters set out below, which we believe to be the most significant presently pending matters and unasserted claims. Although we may incur costs or penalties in connection with the governmental proceedings discussed below, based on currently available information and our past experience, we believe that the ultimate resolution of these matters will not have a material impact on our results of operations, financial position or liquidity.

In May 2003, the State of Texas settled an air enforcement case with us relating to our Port Arthur plant. Under the settlement, we are required to pay a civil penalty of \$7.5 million over more than four years, undertake environmental monitoring projects totaling about \$1.5 million in costs, and pay \$375,000 in attorney's fees to the Texas Attorney General. As of September 30, 2004, we have paid \$1.8 million toward the penalty and \$375,000 for the attorney's fees. The monitoring projects are

underway and on schedule. We do not anticipate that this settlement will have a material adverse effect on our results of operations, financial position or liquidity.

In the third quarter of 2004, our Jefferson County, Texas facilities received notification from the Texas Commission on Environmental Quality ("TCEQ") of potential air emission violations relating to the operation of cooling towers at two of our plants, alleged nuisance odors, and alleged upset air emissions. We have investigated the allegations and responded in writing to TCEQ. TCEQ has proposed a penalty of \$9,300 for the alleged nuisance odor violations, \$174,219 for the alleged upset violations and \$83,250 for the alleged cooling tower violations. Negotiations are anticipated between us and TCEQ with respect to the resolution of these alleged violations. We do not believe that the final cost to resolve these matters will be material.

Our subsidiary Huntsman Advanced Materials (U.K.) Ltd is scheduled to appear in Magistrates Court in the U.K. in January 2005 to answer five charges following an investigation by the U.K. Health and Safety Executive. The charges arise from alleged failures to follow applicable regulations for the management of asbestos contamination caused by construction activity at the Duxford, U.K. Advanced Materials facility between November 2002 and January 2003. We believe that some or all of the alleged violations arise from conduct by a third party contractor occurring before we assumed responsibility for the Duxford facility. Based on penalties imposed in the United Kingdom for similar alleged violations by other companies, we do not believe this matter will result in the imposition of costs material to our results of operations, financial position or liquidity.

By letter dated November 29, 2004, the TCEQ notified us that it intends to pursue an enforcement action as a result of approximately 25 separate upset emission events occurring at our Port Arthur facility between August 2003 and September 2004. TCEQ alleges that each upset event is a separate violation of its air emission rules. TCEQ has not yet proposed a penalty associated with these alleged violations. We anticipate entering into negotiations with TCEQ with respect to the resolution of these alleged violations. We do not believe that the resolution of these matters will result in the imposition of costs material to our results of operations, financial position or liquidity. See "— Legal Proceedings" for a discussion of environmental lawsuits brought by private party plaintiffs.

#### ***Remediation Liabilities***

We have incurred, and we may in the future incur, liability to investigate and clean up waste or contamination at our current or former facilities or facilities operated by third parties at which we may have disposed of waste or other materials. Similarly, we may incur costs for the cleanup of wastes that were disposed of prior to the purchase of our businesses. Under some circumstances, the scope of our liability may extend to damages to natural resources. Specifically, under the U.S. Comprehensive Environmental Response, Compensation and Liability Act of 1980, as amended ("CERCLA"), and similar state laws, a current or former owner or operator of real property may be liable for remediation costs regardless of whether the release or disposal of hazardous substances was in compliance with law at the time it occurred, and a current owner or operator may be liable regardless of whether it owned or operated the facility at the time of the release. In addition, under the U.S. Resource Conservation and Recovery Act of 1976, as amended ("RCRA"), and similar state laws, we may be required to remediate contamination originating from our properties as a condition to our hazardous waste permit. For example, our Odessa, Port Arthur, and Port Neches facilities in Texas are the subject of ongoing remediation requirements under RCRA authority. In many cases, our potential liability arising from historical contamination is based on operations and other events occurring prior to our ownership of the relevant facility. In these situations, we frequently obtained an indemnity agreement from the prior owner addressing remediation liabilities arising from pre-closing conditions. We have successfully exercised our rights under these contractual covenants for a number of sites, and where applicable, mitigated our ultimate remediation liability. We cannot assure you, however, that all of such matters

will be subject to indemnity or that our existing indemnities will be sufficient to cover our liabilities for such matters.

Some of our manufacturing sites have an extended history of industrial chemical manufacturing and use, including on-site waste disposal. We are aware of soil, groundwater and surface water contamination from past operations at some of our sites, and we may find contamination at other sites in the future. For example, we are aware that there is significant contamination, largely related to a landfill and lagoons, at our McIntosh, Alabama plant site. Further, soil and groundwater contamination have been identified at our plants in Duxford, U.K. and Monthey, Switzerland. Pursuant to certain agreements with respect to these Advanced Materials sites, we expect that Ciba Specialty Chemicals Holdings Inc. ("Ciba") will have primary financial responsibility for such matters, although we may be required to contribute to the costs of remediation in certain instances, and we believe that Ciba has the intention and ability to honor these agreements. Based on available information and the indemnification rights we believe are likely to be available, we believe that the costs to investigate and remediate known contamination will not have a material adverse effect on our financial condition, results of operations or cash flows, and therefore we have made no accrual for such liabilities as of September 30, 2004. However, if such indemnities are unavailable or do not fully cover the costs of investigation and remediation or we are required to contribute to such costs, and if such costs are material, then such expenditures may have a material adverse effect on our financial condition, results of operations or cash flows. At the current time, we are unable to estimate the full cost, exclusive of indemnification benefits, to remediate known contamination sites.

We have been notified by third parties of claims against us or our subsidiaries for cleanup liabilities at approximately 12 former facilities and other third party sites, including but not limited to sites listed under CERCLA. Based on current information and past experience at other CERCLA sites, we do not expect any of these third-party claims to result in material liability to us.

One of these sites, the North Maybe Canyon CERCLA site, includes an abandoned phosphorous mine located in a U.S. National Forest in Idaho. The North Maybe Canyon mine may have been operated by one of our predecessors for approximately two out of the eight years (1964 to 1972) during which it held mining leases in the area. In 2004, we received from the Forest Service a notice of potential liability for the mine under CERCLA. According to information from the U.S. government, North Maybe Canyon was actively mined for a total of about 20 years. The current owner, NuWest Industries, Inc., a subsidiary of Agrium, Inc., operated the mine for at least six of those years. Under an administrative order with the Forest Service and other governmental agencies, NuWest is currently undertaking an investigation of the site, with a specific focus on the release of selenium-contaminated surface water into streams in the area. To date, no emergency removal action or other high priority cleanup has been proposed. One of the previous operators of the site, Washington Group International, Inc., has been the subject of bankruptcy proceedings in which the U.S. Department of Justice asserted a claim for investigation and remediation costs at North Maybe Canyon and South Maybe Canyon (which we did not own or operate), a similar nearby mine that also is currently under investigation. The government claimed \$15.7 million in investigation and remediation costs for South Maybe Canyon and \$3 million in investigation costs for North Maybe Canyon. The government stated that cleanup costs at North Maybe Canyon had not yet been estimated. We do not currently have sufficient information to estimate actual remediation costs or our actual liability, if any, for investigation and cleanup of the North Maybe Canyon site.

#### ***Environmental Reserves***

We have established financial reserves relating to anticipated environmental cleanup obligations, site reclamation and closure costs and known penalties. Liabilities are recorded when potential liabilities are either known or considered probable and can be reasonably estimated. Our liability estimates are based upon available facts, existing technology and past experience. On a consolidated

basis, we have accrued approximately \$34.6 million, \$34.9 million and \$18.3 million for environmental liabilities as of September 30, 2004, December 31, 2003 and December 31, 2002, respectively. Of these amounts, approximately \$7.1 million, \$8.6 million and \$4.8 million are classified as accrued liabilities on our consolidated balance sheets as of September 30, 2004, December 31, 2003 and December 31, 2002, respectively, and approximately \$27.5 million, \$26.3 million and \$13.5 million are classified as other noncurrent liabilities on our consolidated balance sheets as of September 30, 2004, December 31, 2003 and December 31, 2002, respectively. These accruals include approximately \$12.5 million, \$6.5 million and \$6.9 million, respectively, for environmental remediation liabilities. In certain cases, our remediation liabilities are payable over periods of up to 30 years. We may incur losses for environmental remediation in excess of the amounts accrued; however, we are not able to estimate the amount or range of such losses.

### ***Regulatory Developments***

Under the European Union ("EU") Integrated Pollution Prevention and Control Directive ("IPPC"), EU member governments are to adopt rules and implement a cross media (air, water and waste) environmental permitting program for individual facilities. While the EU countries are at varying stages in their respective implementation of the IPPC permit program, we have submitted all necessary IPPC permit applications required to date, and in some cases received completed permits from the applicable government agency. We expect to submit all other IPPC applications and related documents on a timely basis as the various countries implement the IPPC permit program. Although we do not know with certainty what each IPPC permit will require, we believe, based upon our experience with the permits received to date, that the costs of compliance with the IPPC permit program will not be material to our results of operations, financial position or liquidity.

In October 2003, the European Commission adopted a proposal for a new EU regulatory framework for chemicals. Under this proposed new system called "REACH" (Registration, Evaluation and Authorization of Chemicals), companies that manufacture or import more than one ton of a chemical substance per year would be required to register such manufacture or import in a central database. The REACH initiative, as proposed, would require risk assessment of chemicals, preparations (e.g., soaps and paints) and articles (e.g., consumer products) before those materials could be manufactured or imported into EU countries. Where warranted by a risk assessment, hazardous substances would require authorizations for their use. This regulation could impose risk control strategies that would require capital expenditures by us. As proposed, REACH would take effect in three primary stages over the eleven years following the final effective date (assuming final approval). The impacts of REACH on the chemical industry and on us are unclear at this time because the parameters of the program are still being actively debated.

### ***MTBE Developments***

The use of MTBE is controversial in the U.S. and elsewhere and may be substantially curtailed or eliminated in the future by legislation or regulatory action. The presence of MTBE in some groundwater supplies in California and other states (primarily due to gasoline leaking from underground storage tanks) and in surface water (primarily from recreational watercraft) has led to public concern about MTBE's potential to contaminate drinking water supplies. Heightened public awareness regarding this issue has resulted in state, federal and foreign initiatives to rescind the federal oxygenate requirements for reformulated gasoline or restrict or prohibit the use of MTBE in particular. For example, California, New York and Connecticut have adopted rules that prohibit the use of MTBE in gasoline sold in those states as of January 1, 2004. Overall, states that have taken some action to prohibit or restrict the use of MTBE in gasoline account for a substantial portion of the "pre-ban" U.S. MTBE market. Thus far, attempts by others to challenge these state bans in federal court under the reformulated gasoline provisions of the federal Clean Air Act have been unsuccessful.

The U.S. Congress has been considering legislation that would eliminate the oxygenated fuels requirements in the Clean Air Act and phase out or curtail MTBE use over a period of several years. To date, no such legislation has become law. If it were to become law it could result in a federal phase-out of the use of MTBE in gasoline in the U.S., but it would not prevent us from manufacturing MTBE in our plants. In addition, in March 2000, the EPA announced its intention, through an advanced notice of proposed rulemaking, to phase out the use of MTBE under authority of the federal Toxic Substances Control Act. EPA has not yet acted on this proposal, however. In Europe, the EU issued a final risk assessment report on MTBE in September 2002. No ban of MTBE was recommended, though several risk reduction measures relating to storage and handling of MTBE-containing fuel were recommended.

We currently market approximately 95% of our MTBE to customers located in the U.S. for use as a gasoline additive. Any phase-out or other future regulation of MTBE in other jurisdictions, nationally or internationally, may result in a significant reduction in demand for our MTBE and result in a material loss in revenues or material costs or expenditures. In the event that there should be a complete phase-out of MTBE in the U.S., we believe we will be able to export MTBE to Europe, Asia or South America, although this may produce a lower level of cash flow than the sale of MTBE in the U.S. We may also elect to use all or a portion of our precursor TBA to produce saleable products other than MTBE. If we opt to produce products other than MTBE, necessary modifications to our facilities may require significant capital expenditures and the sale of the other products may produce a materially lower level of cash flow than the sale of MTBE.

In addition to the use limitations described above, a number of lawsuits have been filed, primarily against gasoline manufacturers, marketers and distributors, by persons seeking to recover damages allegedly arising from the presence of MTBE in groundwater. While we have not been named as a defendant in any litigation concerning the environmental effects of MTBE, we cannot provide assurances that we will not be involved in any such litigation or that such litigation will not have a material adverse effect on our results of operations, financial position or liquidity.

## Legal Proceedings

We have settled certain Discoloration Claims during and prior to the second quarter of 2004 relating to discoloration of unplasticized polyvinyl chloride products allegedly caused by our titanium dioxide. Substantially all of the titanium dioxide that was the subject of these claims was manufactured prior to our acquisition of our titanium dioxide business from ICI in 1999. Net of amounts we have received from insurers and pursuant to contracts of indemnity, we have paid approximately £8 million (\$14.9 million) in costs and settlement amounts for Discoloration Claims.

The following table presents information about the number of Discoloration Claims for the periods indicated. Claims include all claims for which service has been received by us, and each such claim represents a plaintiff who is pursuing a claim against us.

	Year ended December 31, 2001	Year ended December 31, 2002	Year ended December 31, 2003	Nine months ended September 30, 2004
Claims filed during period	5	0	1	1
Claims resolved during period	0	0	2	2
Claims unresolved at end of period	5	5	4	3

The five Discoloration Claims unresolved at the end of 2001 and 2002 included three claims that did not quantify monetary damages and two claims asserting aggregate damages of approximately \$4.5 million. During the year ended December 31, 2003, we settled claims for approximately \$77.7 million, all of which was paid by our insurers or ICI. The four Discoloration Claims unresolved at the end of 2003 included two claims that did not quantify monetary damages and two claims asserting

aggregate damages of approximately \$4.5 million. During the nine months ended September 30, 2004, we settled claims for approximately \$45.3 million, approximately \$30.4 million of which was paid by our insurers or ICI and approximately \$14.9 million of which was paid by us. We recorded a charge for this approximately \$14.9 million during the second quarter of 2004. The three Discoloration Claims unresolved on September 30, 2004 asserted aggregate damages of approximately \$6.7 million. We have not accrued any amounts in our financial statements as of September 30, 2004 for damages relating to the three outstanding Discoloration Claims. The aggregate amount sought in such cases is not material to our financial condition, results of operations or liquidity. Further, we expect to be reimbursed under our indemnity from ICI for substantially all of the amounts, if any, ultimately paid in connection with these pending cases.

While additional Discoloration Claims may be made in the future, we cannot reasonably estimate the amount of loss related to such claims. Although we may incur additional costs as a result of future claims (including settlement costs), based on our history with Discoloration Claims to date, the fact that substantially all of the titanium dioxide that has been the subject of these Discoloration Claims was manufactured and sold more than five years ago, and the fact that we have rights under contract to indemnity, including from ICI, we do not believe that any unasserted possible Discoloration Claims, if any, will have a material impact on our financial condition, results of operations or liquidity. Based on this conclusion and our inability to reasonably estimate our expected costs with respect to these unasserted possible claims, we have made no accruals in our financial statements as of September 30, 2004 for costs associated with unasserted possible Discoloration Claims, if any.

Certain insurers have denied coverage with respect to certain Discoloration Claims. We brought suit against these insurers to recover the amounts we believe are due to us. The court found in favor of the insurers, and we lodged an application for leave to appeal that decision. Leave to appeal was granted in December 2004. We expect the appeal to be heard during the third quarter of 2005.

Vantico concluded that certain of the products of its former Electronics division may have infringed patents owned by Taiyo and it entered into a license agreement in October 2001 with Taiyo to obtain the right to use the Taiyo patents. This license agreement required payment of approximately \$4.2 million in back royalties and agreement to pay periodic royalties for future use. We believe that Ciba is liable under the indemnity provisions of certain agreements in connection with the leveraged buy out transaction in 2000 involving Ciba and Vantico for certain payments made under the license agreement and related costs and expenses, and we initiated an arbitration proceeding against Ciba. In July 2004, we entered into a settlement agreement with Ciba with respect to this matter. In general, the settlement agreement provided that Ciba would pay us \$10.9 million in 2004 and provide us with approximately \$11 million of credits over the next five years against payments for certain services provided by Ciba at one of our Advanced Materials facilities. We received additional consideration in the form of modifications to certain agreements between our Advanced Materials business and Ciba. In August 2004, we received payment of the \$10.9 million settlement. To date, we have incurred approximately \$2.2 million in costs in connection with the arbitration proceedings against Ciba.

We are a party to various lawsuits brought by persons alleging personal injuries and/or property damage based upon alleged exposure to toxic air emissions. For example, since June 2003, a number of lawsuits have been filed in state district court in Jefferson County, Texas against several local chemical plants and refineries, including our subsidiary Huntsman Petrochemical Corporation. Generally, these lawsuits allege that the refineries and chemical plants located in the vicinity of the plaintiffs' homes discharged chemicals into the air that interfere with use and enjoyment of property and cause health problems and/or property damages. None of these lawsuits includes the amount of damages being sought. Because these cases are still in the initial stages, we do not have sufficient information at the present time to estimate the amount or range of reasonably possible loss. The following table presents information about the number of claims asserting damages based upon alleged exposure to toxic air

emissions for the periods indicated. Claims include all claims for which service has been received by us, and each such claim represents a plaintiff who is pursuing a claim against us.

	Year Ended December 31, 2003	Nine Months Ended September 30, 2004
Claims filed during period	721	0
Claims resolved during period	0	0
Claims unresolved at end of period	721	721

During the fourth quarter of 2004, an additional 153 of these claims were filed, 51 of which were withdrawn during the period, leaving 823 of these claims unresolved as of December 31, 2004. We believe that we have valid defenses to these claims and, to the extent that we are not able to otherwise reach an appropriate resolution of these claims, we intend to defend them vigorously.

In addition, we have been named as a "premises defendant" in a number of asbestos exposure cases, typically a claim by a non-employee of exposure to asbestos while at a facility. These cases usually involve multiple plaintiffs bringing actions against multiple defendants, and the complaint does not indicate which plaintiffs are making claims against which defendants, where or how the alleged injuries occurred, or what injuries each plaintiff claims. These facts, which are central to any estimate of probable loss, can be learned only through discovery.

Where the alleged exposure occurred prior to our ownership or operation of the relevant "premises," the prior owners and operators generally have contractually agreed to retain liability for, and to indemnify us against, asbestos exposure claims. This indemnification is not subject to any time or dollar amount limitations. Upon service of a complaint in one of these cases, we tender it to the prior owner or operator. None of the complaints in these cases state the amount of damages being sought. The prior owner or operator accepts responsibility for the conduct of the defense of the cases and payment of any amounts due to the claimants. In our ten-year experience with tendering these cases, we have not made any payment with respect to any tendered asbestos cases. We believe that the prior owners or operators have the intention and ability to continue to honor their indemnities, although we cannot assure you that they will continue to do so or that we will not be liable for these cases if they do not.

The following table presents for the periods indicated certain information about cases for which service has been received that we have tendered to the prior owner or operator, all of which have been accepted.

	Year ended December 31, 2001	Year ended December 31, 2002	Year ended December 31, 2003	Nine months ended September 30, 2004
Tendered during the period	93	70	91	69
Resolved during the period	24	46	51	47
Unresolved at end of the period	279	303	343	365

We have never made any payments with respect to these cases. Based on the information we currently have available to us, we are unable to estimate a gross probable liability (i.e., before the effect of our indemnity from the prior owner or operator) for these cases, and we therefore have not accrued any liability for these cases on our balance sheet. We cannot assure you that our liability associated with these cases would not be material to our financial condition, results of operations or liquidity.

Certain cases in which we are a "premises defendant" are not subject to indemnification by prior owners or operators. The following table presents for the periods indicated certain information about these cases. Cases include all cases for which service has been received by us.

	Year ended December 31, 2001	Year ended December 31, 2002	Year ended December 31, 2003	Nine months ended September 30, 2004
Filed during period	8	15	28	18
Resolved during period	2	2	6	17
Unresolved at end of period	13	26	48	49

We paid gross settlement costs for asbestos exposure cases that are not subject to indemnification of approximately \$50,000 in 2001, approximately \$1.1 million in 2002, approximately \$250,000 in 2003 and approximately \$700,000 during the first nine months of 2004.

As of September 30, 2004, we had accrued reserves of \$1.1 million relating to four of these 49 cases. We cannot assure you that our liability will not exceed our accruals or that our liability associated with these cases would not be material to our financial condition, results of operations or liquidity.

We are a party to various other proceedings instituted by private plaintiffs, governmental authorities and others arising under provisions of applicable laws, including various environmental, products liability and other laws. Except as otherwise disclosed in this prospectus, we do not believe that the outcome of any of these matters will have a material adverse effect on our financial condition, results of operations or liquidity. See "—Environmental Regulation" above for a discussion of environmental proceedings.

## MANAGEMENT

### Directors and Executive Officers and Other Key Officers

The current members of our board of directors and our current executive officers are listed below. Our directors will serve staggered three-year terms and our executive officers serve at the pleasure of our board of directors.

Name	Age	Position
Jon M. Huntsman*	67	Chairman of the Board and Director
Peter R. Huntsman*	41	President, Chief Executive Officer and Director
J. Kimo Esplin	42	Executive Vice President and Chief Financial Officer
Samuel D. Scruggs	45	Executive Vice President, General Counsel and Secretary
Anthony P. Hankins	47	Division President, Polyurethanes
Paul G. Hulme	48	Division President, Advanced Materials
Thomas J. Keenan	52	Division President, Pigments
Kevin J. Ninow	41	Division President, Base Chemicals and Polymers
Donald J. Stanutz	54	Division President, Performance Products
Michael J. Kern	55	Senior Vice President, Environmental, Health & Safety and Chief Information Officer
Don H. Olsen	58	Senior Vice President, Global Public Affairs
Brian V. Ridd	46	Senior Vice President, Purchasing
L. Russell Healy	49	Vice President and Controller
David J. Matlin	43	Director
Richard Michaelson	53	Director, Chairman of the Audit Committee
Christopher R. Pechock	40	Director

\* Jon M. Huntsman is the father of Peter R. Huntsman.

Our other key officers are listed below.

Name	Age	Position
Martin Casey	56	Vice President, Strategic Planning
Sean Douglas	40	Vice President and Treasurer
Kevin C. Hardman	41	Vice President, Tax
John R. Heskett	35	Vice President, Corporate Development and Investor Relations
James R. Moore	60	Vice President and Deputy General Counsel
R. Wade Rogers	39	Vice President, Global Human Resources

*Jon M. Huntsman* is Chairman of the Board of Directors of our company and has held this position since our company was formed. He has been Chairman of the Board of all Huntsman companies since he founded his first plastics company in 1970. Mr. Huntsman served as Chief Executive Officer of our company and our affiliated companies from 1970 to 2000. Mr. Huntsman is a director or manager, as applicable, of HMP, HLLC, HIH, HI and certain of our other subsidiaries. In addition, Mr. Huntsman serves or has served as Chairman or as a member of numerous corporate, philanthropic and industry boards, including the American Red Cross, The Wharton School, University of Pennsylvania, Primary Children's Medical Center Foundation, the Chemical Manufacturers Association and the American Plastics Council. Mr. Huntsman was selected in 1994 as the chemical industry's top CEO for all businesses in Europe and North America. Mr. Huntsman formerly served as Special Assistant to the President of the United States and as Vice Chairman of the U.S. Chamber of Commerce. He is the Chairman and Founder of the Huntsman Cancer Institute.

*Peter R. Huntsman* is President, Chief Executive Officer and a Director of our company. Prior to his appointment in July 2000 as Chief Executive Officer, Mr. Huntsman had served as President and Chief Operating Officer since 1994. In 1987, Mr. Huntsman joined Huntsman Polypropylene Corporation as Vice President before serving as Senior Vice President and General Manager. Mr. Huntsman has also served as President of Olympus Oil, as Senior Vice President of Huntsman Chemical Corporation and as a Senior Vice President of Huntsman Packaging Corporation, a former subsidiary of our company. Mr. Huntsman is a director or manager, as applicable, of HMP, HLLC, HIH, HI and certain of our other subsidiaries.

*J. Kimo Esplin* is Executive Vice President and Chief Financial Officer. Mr. Esplin has served as chief financial officer of all of the Huntsman companies since 1999. From 1994 to 1999, Mr. Esplin served as our Treasurer. Prior to joining Huntsman in 1994, Mr. Esplin was a Vice President in the Investment Banking Division of Bankers Trust Company, where he worked for seven years. Mr. Esplin also serves as a director of Nutraceutical International Corporation, a publicly traded nutrition supplements company.

*Samuel D. Scruggs* is Executive Vice President, General Counsel and Secretary. Mr. Scruggs served as Vice President and Treasurer from 2000 to 2002 and as Vice President and Associate General Counsel from 1999 to 2000. Prior to joining Huntsman in 1995, Mr. Scruggs was an associate with the law firm of Skadden, Arps, Slate, Meagher & Flom LLP.

*Anthony P. Hankins* is Division President, Polyurethanes. Mr. Hankins was appointed to this position in March 2004. From May 2003 to February 2004, Mr. Hankins served as President, Performance Products, from January 2002 to April 2003, he served as Global Vice President, Rigids Division for our Polyurethanes business, from October 2000 to December 2001, he served as Vice President—Americas for our Polyurethanes business, and from March 1998 to September 2000, he served as Vice President—Asia Pacific for our Polyurethanes business. Mr. Hankins worked for ICI from 1980 to February 1998, when he joined our company. At ICI, Mr. Hankins held numerous management positions in the plastics, fibers and polyurethanes businesses. He has extensive international experience, having held senior management positions in Europe, Asia and the U.S.

*Paul G. Hulme* is Division President, Advanced Materials, and has served in that role since June 2003. From February 2000 to May 2003, Mr. Hulme served as Vice President, Performance Chemicals, and from December 1999 to February 2000 he served as Operations Director, Polyurethanes. Prior to joining Huntsman in 1999, Mr. Hulme held various positions with ICI in finance, accounting and information systems roles. Mr. Hulme is a Chartered Accountant.

*Thomas J. Keenan* is Division President, Pigments, and has served in that role since August 2003. From January 2000 to August 2003, Mr. Keenan served as President, North American Petrochemicals and Polymers, and from January 1998 to January 2000, he served as Senior Vice President of Huntsman Chemical Company LLC. Prior to joining Huntsman in 1994, Mr. Keenan was Vice President and General Manager, Olefins and Polyolefins for Mobil Chemical Company, where he worked for more than sixteen years.

*Kevin J. Ninow* is Division President, Base Chemicals and Polymers, and has served in that role since July 2003. From July 1999 to July 2003, Mr. Ninow served as Senior Vice President, European Petrochemicals. Mr. Ninow joined Huntsman in 1989.

*Donald J. Stanutz* is Division President, Performance Products. Mr. Stanutz was appointed to this position in March 2004. Mr. Stanutz served as Executive Vice President and Chief Operating Officer of HLLC from December 2001 to February 2004, as Executive Vice President, Global Sales and Marketing from July 2000 to November 2001 and as Executive Vice President, Polyurethanes, PO and Performance Chemicals from July 1999 to June 2000. Prior to joining Huntsman in 1994, Mr. Stanutz served in a variety of senior positions with Texaco Chemical Company.

*Michael J. Kern* is Senior Vice President—Environmental, Health & Safety, and Chief Information Officer. Mr. Kern has held this position since December 2003. Mr. Kern has served in several senior management positions of our company, including Senior Vice President—Environmental, Health & Safety from July 2001 to December 2003 and Senior Vice President, Manufacturing from December 1995 to July 2001. Prior to joining Huntsman, Mr. Kern held a variety of positions within Texaco Chemical Company, including Area Manager—Jefferson County Operations from April 1993 until joining our company, Plant Manager of the Port Neches facility from August 1992 to March 1993, Manager of the PO/MTBE project from October 1989 to July 1992, and Manager of Oxides and Olefins from April 1988 to September 1989.

*Don H. Olsen* is Senior Vice President, Global Public Affairs. Mr. Olsen served as Senior Vice President, Public Affairs from August 1993 until he was appointed to his current position in June 2003 and as Vice President, Communications from November 1988 until August 1993. Prior to joining Huntsman in 1988, Mr. Olsen had a 17-year career in broadcast journalism. He also spent three years in Washington, D.C. as Director of Communications for former U.S. Senator Jake Garn.

*Brian V. Ridd* is Senior Vice President, Purchasing. Mr. Ridd has held this position since July 2000. Mr. Ridd served as Vice President, Purchasing from December 1995 until he was appointed to his current position. Mr. Ridd joined Huntsman in 1984.

*L. Russell Healy* is Vice President and Controller. Mr. Healy is also Vice President and Controller of HLLC, HIH, HI and Advanced Materials and has served in these capacities since April 2004. From August 2001 to April 2004, Mr. Healy served as Vice President, Finance, and from July 1999 to July 2001, he served as Vice President and Finance Director for HI. Prior to joining Huntsman in 1995, Mr. Healy was a partner with the accounting firm of Deloitte & Touche, LLP. Mr. Healy is a Certified Public Accountant and holds a master's degree in accounting.

*David J. Matlin* is a Director. Mr. Matlin also serves as the Chief Executive Officer of MatlinPatterson Global Advisers LLC, a \$3.8 billion private equity firm which he co-founded in 2002 in a spin-off from Credit Suisse First Boston. Prior to the formation of MatlinPatterson in 2002, Mr. Matlin was a Managing Director at Credit Suisse First Boston and the head of its Distressed Securities Group since its formation in 1994. Prior to joining Credit Suisse First Boston, Mr. Matlin was Managing Director of distressed securities and co-founder of Merrion Group, L.P., a successor to Scully Brothers & Foss L.P. from 1988 to 1994. From 1986 to 1988, he was a securities analyst at Halcyon Investments. Mr. Matlin is a director or manager, as applicable, of HMP, HLLC, HIH and certain of our other subsidiaries.

*Richard Michaelson* is a Director and Chairman of the Audit Committee. Mr. Michaelson is the Chief Financial Officer and Secretary of Life Sciences Research Inc, a contract research organization providing global outsourcing services to the pharmaceutical industry. Prior to his joining LSR in 1998, he was a partner in Focused Healthcare Partners, a healthcare investment company. Mr. Michaelson was the Chief Financial Officer of Unilab Corporation, California's largest provider of clinical laboratory services, from 1993 to 1997, and held a succession of senior management positions at MetPath (now Quest Diagnostics) between 1982 and 1993. Mr. Michaelson was a financial analyst at IBM from 1979 to 1982. Mr. Michaelson is a director or manager, as applicable, of HMP, HLLC, HIH and certain of our other subsidiaries.

*Christopher R. Pechock* is a Director. Mr. Pechock has served as an officer of MatlinPatterson Global Advisers LLC since July 2002. Mr. Pechock has been active in the distressed securities markets for 14 years. Prior to July 2002, Mr. Pechock was a member of Credit Suisse First Boston's Distressed Group which he joined in 1999. Before joining Credit Suisse First Boston, Mr. Pechock was a Portfolio Manager and Research Analyst in distressed securities at Turnberry Capital Management, L.P. from 1997 to 1999, a Portfolio Manager in distressed securities and special situations at Eos Partners, L.P. from 1996 to 1997, a Vice President and high yield analyst at PaineWebber Inc. from 1993 to 1996 and

an analyst in risk arbitrage at Wertheim Schroder & Co., Incorporated from 1987 to 1991. Mr. Pechock is a director or manager, as applicable, of HMP, HLLC, HIH and certain of our other subsidiaries.

*Martin Casey* is Vice President, Strategic Planning. Dr. Casey has held this position since August 2004. From 1999 until he was appointed to his current position, Dr. Casey was responsible for planning and business development in Huntsman's Polyurethanes Business, which was acquired from ICI in 1999. From 1995 to 1999 he was New Business Development Manager for ICI's polyurethanes business, before which he was Business Manager for ICI's acrylic sheet business and held a variety of earlier positions in technical and business management roles.

*Sean Douglas* is Vice President and Treasurer. Mr. Douglas served as Vice President, Finance from July 2001 until he was appointed to his current position in 2002 and as Vice President, Administration from January 1997 to July 2001. Mr. Douglas is a Certified Public Accountant and, prior to joining Huntsman in 1990, worked for the accounting firm of Price Waterhouse.

*Kevin C. Hardman* is Vice President, Tax. Mr. Hardman served as Chief Tax Officer from 1999 until he was appointed to his current position in 2002. Mr. Hardman is also Vice President, Tax of HLLC. Prior to joining Huntsman in 1999, Mr. Hardman was a tax Senior Manager with the accounting firm of Deloitte & Touche, LLP, where he worked for 10 years. Mr. Hardman is a Certified Public Accountant and holds a master's degree in tax accounting.

*John R. Heskett* is Vice President, Corporate Development and Investor Relations. Mr. Heskett has held this position since August 2004. Mr. Heskett was appointed Vice President, Corporate Development in 2002. Mr. Heskett previously served as Assistant Treasurer for our company and several of our subsidiaries, including HI and HLLC. Prior to joining Huntsman in 1997, Mr. Heskett was Assistant Vice President and Relationship Manager for PNC Bank, N.A., where he worked for a number of years.

*James R. Moore* is Vice President and Deputy General Counsel. Mr. Moore served as Vice President and Chief Environmental Counsel from 2002 until he was appointed to his current position in 2003. Mr. Moore served as Senior Environmental Counsel from 1998 to 2002. From 1989 until joining Huntsman in 1998, Mr. Moore was a partner at the Seattle law firm of Perkins Coie. Mr. Moore also previously served as a trial attorney with the U.S. Department of Justice, an assistant U.S. Attorney and Regional Counsel, Region 10, of the U.S. Environmental Protection Agency.

*R. Wade Rogers* is Vice President, Global Human Resources. Mr. Rogers has held this position since May 2004. From October 2003 to May 2004, Mr. Rogers served as Director, Human Resources—Americas and from August 2000 to October 2003, he served as Director, Human Resources for our Polymers and Base Chemicals businesses. From the time he joined Huntsman in 1994 to August 2000, Mr. Rogers served as Area Manager, Human Resources—Jefferson County Operations. Prior to joining Huntsman, Mr. Rogers held a variety of positions with Texaco Chemical Company.

#### **Composition of the Board After This Offering**

Our board of directors currently consists of five directors, including Richard Michaelson, who is an independent director. The listing requirements of the New York Stock Exchange require that our board of directors be composed of a majority of independent directors within one year of the listing of our common stock on the New York Stock Exchange. Accordingly, we intend to appoint additional independent directors to our board of directors following the consummation of the offering.

Pursuant to our certificate of incorporation, our board of directors is divided into three classes. The members of each class serve staggered, three-year terms. Upon the expiration of the term of a class of directors, directors in that class will be elected for three-year terms at the annual meeting of

stockholders in the year in which their term expires. Immediately after the consummation of the offering, the classes will be composed as follows:

- Jon M. Huntsman and David J. Matlin will be Class I directors, whose terms will expire at the first annual meeting of stockholders following this offering;
- Peter R. Huntsman and Christopher R. Pechock will be Class II directors, whose terms will expire at the second annual meeting of stockholders following this offering; and
- Richard Michaelson will be the Class III director, whose term will expire at the third annual meeting of stockholders following this offering.

Any additional directorships resulting from an increase in the number of directors will be distributed among the three classes so that, as nearly as possible, each class will consist of one-third of our directors. This classification of our board of directors may have the effect of delaying or preventing changes in control of our company.

Jon M. Huntsman and Peter R. Huntsman have agreed to cause all of the shares of our common stock held by Investments Trust to be voted in favor of the election to our board of directors of two nominees designated by MatlinPatterson, who currently are David J. Matlin and Christopher R. Pechock.

#### **Committees of the Board of Directors**

Our board of directors currently has an audit committee, a compensation committee and a nominating and corporate governance committee.

##### ***Audit Committee***

Immediately after the consummation of the offering, our audit committee will consist of three members, including Mr. Michaelson, who is the chairman of the audit committee. We expect that our board of directors will determine that Mr. Michaelson is independent within the rules and regulations of the SEC and that Mr. Michaelson is an "audit committee financial expert" as such term is defined in Item 401(h) of Regulation S-K. Rule 10A-3 under the Securities Exchange Act of 1934 and the listing requirements of the New York Stock Exchange require that our audit committee be composed of a majority of independent directors within 90 days of the effectiveness of the registration statement of which this prospectus is a part and that it be composed solely of independent directors within one year of such date. Accordingly, we intend to appoint additional independent directors to our audit committee to replace its two non-independent members following the consummation of the offering. The principal duties of the audit committee include:

- recommending to our board of directors the independent auditor to audit our annual financial statements;
- approving the overall scope of and overseeing the annual audit;
- assisting the board in monitoring the integrity of our financial statements, the independent auditor's qualifications and independence, the performance of the independent auditor and our internal audit function and our compliance with legal and regulatory requirements;
- discussing the annual audited financial and quarterly statements with management and the independent auditor;
- discussing policies with respect to risk assessment and risk management; and
- reviewing with the independent auditor any audit problems or difficulties and management's response.

### ***Compensation Committee***

Immediately after the consummation of the offering, our compensation committee will consist of three members, including Mr. Michaelson. The listing requirements of the New York Stock Exchange require that our compensation committee be composed of a majority of independent directors within 90 days of the listing of our common stock on the New York Stock Exchange and that it be composed solely of independent directors within one year of such date. Accordingly, we intend to appoint additional independent directors to our compensation committee and replace its two non-independent members following the consummation of the offering. The principal duties of the compensation committee include:

- reviewing and approving the compensation of our executive officers;
- reviewing key employee compensation policies, plans and programs;
- reviewing and approving employment contracts and other similar arrangements between us and our executive officers; and
- administering the Huntsman Stock Incentive Plan and other incentive compensation plans.

### ***Nominating and Corporate Governance Committee***

Immediately after the consummation of the offering, our nominating and corporate governance committee will consist of three members, including Mr. Michaelson. The listing requirements of the New York Stock Exchange require that our nominating and corporate governance committee be composed of a majority of independent directors within 90 days of the listing of our common stock on the New York Stock Exchange and that it be composed solely of independent directors within one year of such date. Accordingly, we intend to appoint additional independent directors to our nominating and corporate governance committee and replace its two non-independent members following the consummation of the offering. The principal duties of the nominating and corporate governance committee include:

- recommending to the board of directors proposed nominees for election to the board of directors by the stockholders at annual meetings, including an annual review as to the renominations of incumbents and proposed nominees for election by the board of directors to fill vacancies that occur between stockholder meetings; and
- making recommendations to the board of directors regarding corporate governance matters and practices.

### **Compensation of Directors**

Directors who are also our employees do not receive a retainer or fees for service on our board of directors or any committees. Directors who are not employees receive an annual director fee of \$125,000 and an annual fee of \$10,000 for each committee of our board of directors on which they serve. The chairperson of the audit committee will receive an annual fee of \$25,000 and the chairperson of the compensation committee and the nominating and corporate governance committee will receive an annual fee of \$15,000, in each case in lieu of the \$10,000 annual committee fee. All of our directors are reimbursed for reasonable out-of-pocket expenses incurred in attending meetings of our board of directors or committees and for other reasonable expenses related to the performance of their duties as directors.

In June 2003, we entered into a consulting agreement with Mr. Jon M. Huntsman, pursuant to which Mr. Huntsman receives \$950,000 per year. In addition, Huntsman Financial Consulting, L.C., of which Jon M. Huntsman is the sole member, has received compensation from us in the form of

perquisites and other personal benefits. See "Certain Relationships and Related Transactions—HI Consulting Agreement with Jon M. Huntsman" and "—Other Transactions with the Huntsman Family."

## Summary Executive Compensation

The following summary compensation table sets forth information concerning compensation earned in the fiscal years ended December 31, 2004, 2003 and 2002 by our chief executive officer and our four other most highly compensated executive officers at the end of 2004. Information is also included for the former president of our polyurethanes business, who would have been among the most highly compensated executive officers if he had not ceased to be an executive officer during 2004. We refer to these six persons collectively as our "named executive officers."

Name and Principal Position	Year	Annual Compensation(1)				All Other Compensation
		Salary	Bonus	Other Annual Compensation (2)		
Peter R. Huntsman President, Chief Executive Officer and Director	2004	\$ 1,359,085	\$ 550,000		\$ 158,022(3)	
	2003	\$ 1,329,249	\$ 500,000	\$ 1,538,136(4)	\$ 172,340(3)	
	2002	\$ 1,144,000	\$ 750,000	\$ 452,434(5)	\$ 135,520(3)	
J. Kimo Esplin Executive Vice President and Chief Financial Officer	2004	\$ 420,007	\$ 360,000		\$ 72,001(6)	
	2003	\$ 410,775	\$ 300,000		\$ 49,336(6)	
	2002	\$ 397,318	\$ 400,000		\$ 23,464(6)	
Samuel D. Scruggs Executive Vice President and General Counsel	2004	\$ 350,175	\$ 325,000		\$ 42,941(7)	
	2003	\$ 342,448	\$ 450,000		\$ 37,122(7)	
	2002	\$ 332,350	\$ 400,000		\$ 22,970(7)	
Anthony P. Hankins Division President, Polyurethanes	2004	\$ 423,466	\$ 350,000	\$ 92,564(8)	\$ 23,327(9)	
	2003	\$ 360,630	\$ 200,000	\$ 147,518(10)	\$ 5,063(9)	
	2002	\$ 339,446	\$ 157,021	\$ 121,597(11)	\$ 3,440(9)	
Paul G. Hulme Division President, Advanced Materials	2004	\$ 395,605	\$ 300,000		\$ 84,457(12)	
	2003	\$ 332,040	\$ 329,691	\$ 91,105(13)		
	2002	\$ 179,942	\$ 167,555	\$ 107,714(14)		
Patrick W. Thomas(15) Former Division President, Polyurethanes	2004	\$ 335,847		\$ 3,317,789(16)		
	2003	\$ 554,792	\$ 233,000	\$ 168,476(17)		
	2002	\$ 484,544	\$ 452,136	\$ 143,329(18)		

- (1) All compensation for Messrs. Huntsman, Esplin and Scruggs was paid entirely by our subsidiary HLLC. All compensation for Messrs. Hankins, Hulme and Thomas was paid entirely by our subsidiary HI or one of its subsidiaries. Compensation figures for these executives shown on the table represent 100% of the compensation paid by our company and all of our affiliates to such executives.
- (2) Excludes perquisites and other personal benefits, securities or property received by the named executive officer which are less than either \$50,000 or 10% of the total annual salary and bonus reported for the named executive officer.
- (3) Consists of \$4,100, \$4,000 and \$4,000 employer's contribution to the 401(k) Plan for 2004, 2003 and 2002, respectively, \$5,195 and \$2,000 employer's contribution to the Supplemental 401(k) Plan for 2004 and 2003, respectively, \$16,400, \$16,000 and \$16,000 employer's contribution to the Money Purchase Plan for 2004, 2003 and 2002, respectively, and \$132,327, \$150,340 and \$115,520 employer's contribution to the money purchase pension plan portion of the Huntsman SERP for 2004, 2003 and 2002, respectively.
- (4) Perquisites and other personal benefits in the amount of \$1,538,136 were provided for the named executive officer, including \$1,190,763 for taxes and tax gross-ups paid in connection with foreign assignment.
- (5) Perquisites and other personal benefits in the amount of \$452,434 were provided for the named executive officer, including \$345,244 for taxes paid in connection with foreign assignment.
- (6) Consists of \$4,100, \$4,000 and \$4,000 employer's contribution to the 401(k) Plan for 2004, 2003 and 2002, respectively, \$10,300 and \$12,215 employer's contribution to the Supplemental 401(k) Plan for 2004 and 2003, respectively, \$16,400,

\$6,000 and \$6,000 employer's contribution to the Money Purchase Plan for 2004, 2003 and 2002, respectively, and \$41,201, \$27,121 and \$13,464 employer's contribution to the money purchase pension plan portion of the Huntsman SERP for 2004, 2003 and 2002, respectively.

- (7) Consists of \$4,100, \$4,000 and \$4,000 employer's contribution to the 401(k) Plan for 2004, 2003 and 2002, respectively, \$11,903 and \$10,849 employer's contribution to the Supplemental 401(k) Plan for 2004 and 2003, respectively, \$6,150, \$6,000 and \$6,000 employer's contribution to the Money Purchase Plan for 2004, 2003 and 2002, respectively, and \$20,788, \$16,273 and \$12,970 employer's contribution to the money purchase pension plan portion of the Huntsman SERP for 2004, 2003 and 2002, respectively.
- (8) Perquisites and other personal benefits in the amount of \$92,564 were provided for the named executive officer, including \$52,175 as a housing allowance and \$40,390 for location and other allowances for foreign assignment.
- (9) Consists of \$9,225 employer's contribution to the 401(k) Plan for 2004, \$7,477 employer's contribution to the Supplemental 401(k) Plan for 2004, \$6,085 employer's contribution to the Money Purchase Plan for 2004, and \$540, \$5,063 and \$3,440 employer's contribution to the money purchase pension plan portion of the Huntsman SERP for 2004, 2003 and 2002, respectively.
- (10) Perquisites and other personal benefits in the amount of \$147,518 were provided for the named executive officer, including \$52,609 for taxes and tax gross-ups paid in connection with foreign assignment, \$50,172 as a housing allowance and \$44,737 for other allowances for foreign assignment.
- (11) Perquisites and other personal benefits in the amount of \$121,597 were provided for the named executive officer, including \$27,842 for taxes and tax gross-ups paid in connection with foreign assignment, \$50,172 as a housing allowance and \$34,388 for other allowances for foreign assignment.
- (12) Perquisites and other personal benefits in the amount of \$84,457 were provided for the named executive officer, including \$51,737 as a housing allowance and \$24,809 for location and other allowances for foreign assignment.
- (13) Perquisites and other personal benefits in the amount of \$91,105 were provided for the named executive officer, including \$46,006 as a housing allowance and \$38,458 for location and other allowances for foreign assignment.
- (14) Perquisites and other personal benefits in the amount of \$107,714 were provided for the named executive officer, including \$64,380 as a temporary allowance and \$27,585 as a housing allowance.
- (15) Mr. Thomas ceased to be an executive officer on February 29, 2004.
- (16) Perquisites and other personal and severance benefits in the amount of \$3,317,789 were provided for the named executive officer, including \$48,610 as a housing allowance, \$17,009 for location and other allowances, \$8,653 for school fees and \$3,237,771 for various severance payments.
- (17) Perquisites and other personal benefits in the amount of \$168,476 were provided for the named executive officer, including a payment of \$98,593 as a housing allowance and \$58,788 for location and other allowances for foreign assignment.
- (18) Perquisites and other personal benefits in the amount of \$143,329 were provided for the named executive officer, including a payment of \$82,180 for housing expenses and \$39,260 for location and other allowances for foreign assignment.

#### **Cost Reduction Incentive Plan**

In connection with our Project Coronado cost reduction program, we have adopted the Huntsman Cost Reduction Incentive Plan. The purpose of the plan is to encourage key employees to reduce fixed costs by providing incentive pay based upon the reduction in fixed costs for 2005 and 2006 relative to fixed costs for 2002. Fixed costs are calculated in accordance with the plan, on a constant currency basis. There are approximately 63 participants in the plan, including our Chairman of the Board and all of our executive officers. Plan participants will receive a bonus for 2005 if our annualized fixed costs as measured at the end of the second half of 2005 are at least \$150 million less than our fixed costs for 2002 and will receive a bonus for 2006 if our annualized fixed costs as measured at the end of the first half of 2006 are at least \$150 million less than our fixed costs for 2002. The aggregate bonus pool amount for each of 2005 and 2006 will be between 5% and 10% of the fixed cost reduction for the applicable period, depending on the amount of the reduction. No bonus will be paid for a period if the amount of the fixed cost reduction for that period is less than \$150 million. Each participant's share of the aggregate bonus pool was determined by the compensation committee of HMP. In general, in order to receive a bonus for 2005 or 2006, a participant must be employed at the end of that year or either

have been terminated by us other than for reasonable cause or have voluntarily terminated for good reason. Bonuses for 2005 will be payable no later than March 31, 2006, and bonuses for 2006 will be payable no later than January 7, 2007. However, we have the right to defer payments under certain circumstances. Bonuses will be payable in lump-sum cash payments, subject to our right to pay all or part of a bonus in shares of our common stock.

The bonuses will be taxable to the participants as ordinary income, and we will be entitled to a corresponding tax deduction, for the year in which such bonuses are paid. We intend to operate the plan in a manner that complies with Section 409A of the Internal Revenue Code so that the participants are not subject to the additional 20% tax imposed on certain deferred compensation.

## **Retirement Plans**

### ***Huntsman Pension Plan and Huntsman SERP***

We sponsor the Huntsman Defined Benefit Pension Plan (the "Huntsman Pension Plan"), a tax-qualified defined benefit pension plan, and a non-qualified supplemental pension plan (the "Huntsman SERP"). Effective July 1, 2004, the formula used to calculate future benefits under the Huntsman Pension Plan and the Huntsman SERP was changed to a cash balance formula. The benefits accrued under the plans as of June 30, 2004 were used to calculate opening cash balance accounts.

***Huntsman Pension Plan.*** Of our named executive officers, Messrs. Peter Huntsman, Esplin and Scruggs were participants in the Huntsman Pension Plan in 2004. The Huntsman Pension Plan expresses benefits as a hypothetical cash balance account established in each participant's name. A participant's account receives two forms of credits: "pay credits" and "interest credits." Pay credits equal a percentage of a participant's compensation and are credited to a participant's account on an annual basis. "Compensation" for this purpose includes both salary and bonus as described in the Summary Compensation Table, but subject to the compensation limit applicable to tax-qualified plans (\$205,000 for 2004). The applicable pay credit percentage ranges between 4% and 12% depending on the participant's combined age and years of service as of the start of each plan year. "Interest credits" for a plan year are based on the 30-year U.S. Treasury yield for November of the prior year. The minimum annual interest credit rate is 5.0%. In addition, plan participants who met certain age and service requirements on July 1, 2004 are entitled to receive "transition credits." Transition credits are payable for up to five years and equal a percentage of a participant's compensation. The applicable transition credit percentage is from 1% to 8% depending on the participant's combined age and years of service as of July 1, 2004.

At termination of employment after having completed at least five years of service, a participant will receive the amount then credited to the participant's cash balance account in an actuarially equivalent joint and survivor annuity (if married) or single life annuity (if not married). Participants may also choose from other optional forms of benefit, including a lump-sum payment in the amount of the cash balance account. The Huntsman Pension Plan also includes a minimum benefit that guarantees that a participant's benefit will not be less than the benefit accrued under the prior formula at transition (July 1, 2004) plus the benefit attributable to pay credits, with interest credits, beginning July 1, 2004.

***Huntsman SERP.*** The Huntsman SERP provides benefits for designated executive officers based on certain compensation amounts not included in the calculation of benefits payable under the Huntsman Pension Plan. Of our named executive officers, Messrs. Peter Huntsman, Esplin, and Scruggs were participants in the Huntsman SERP in 2004. The compensation amounts taken into account for these named executive officers under the Huntsman SERP include compensation in excess of the qualified plan limitations. The Huntsman SERP benefit is calculated as the difference between (1) the benefit determined using the Huntsman Pension Plan formula with unlimited base salary plus bonus, and (2) the benefit determined using base salary plus bonus as limited by federal regulations. Upon a

change in control (as defined in the Huntsman SERP), participants will receive the present value of the benefits payable to them under the Huntsman SERP.

The number of completed years of credited service as of December 31, 2004 for Messrs. Peter Huntsman, Esplin and Scruggs under the Huntsman Pension Plan and Huntsman SERP were 21 years, 10 years and 8 years, respectively. At December 31, 2004, these named executive officers were 41, 42 and 45 years of age, respectively.

**Estimated Annual Benefits Payable to Named Executive Officers.** The following table provides the estimated projected annual benefits from the Huntsman Pension Plan and the Huntsman SERP, payable as a lifetime annuity, commencing at normal retirement age (age 65) for Messrs. Huntsman, Esplin and Scruggs. These projections are based on continued employment to age 65 and a 5.12% interest credit rate (the rate in effect for 2004).

Name	Year of 65 <sup>th</sup> Birthday	Estimated Annual Benefit
Peter Huntsman	2028	\$ 1,585,000
Kimo Esplin	2027	375,000
Sam Scruggs	2024	313,000

The Huntsman SERP also provides benefits not available under the Huntsman Money Purchase Pension Plan (a qualified money purchase pension plan in which Messrs. Peter Huntsman, Esplin and Scruggs participate) because of limits under federal law on compensation that can be counted and amounts that can be allocated to accounts within the Huntsman Money Purchase Pension Plan. The amount of benefits accrued under the Huntsman SERP relating to the Huntsman Money Purchase Pension Plan for these named executive officers is included in the Summary Compensation Table in the "All Other Compensation" column.

#### **Huntsman Belgium Pension Fund**

Messrs. Hulme and Thomas participate in the Huntsman Pension Fund VZW in Belgium (the "Huntsman Belgium Pension Fund"). The following table shows the estimated annual benefit payable under the Huntsman Belgium Pension Fund on reaching age 60 in specified final pensionable earnings and years-of-benefit service classifications.

Final Pensionable Compensation	Years of Benefit Service at Retirement							
	5	10	15	20	25	30	35	40
\$ 200,000	12,609	25,217	37,826	50,434	63,043	75,651	88,260	100,869
250,000	16,364	32,728	49,092	65,456	81,820	98,184	114,548	130,912
300,000	20,119	40,239	60,358	80,478	100,597	120,717	140,836	160,955
350,000	23,875	47,750	71,625	95,499	119,374	143,249	167,124	190,999
400,000	27,630	55,261	82,891	110,521	138,151	165,782	193,412	221,042
450,000	31,386	62,771	94,157	125,543	156,929	188,314	219,700	251,086
500,000	35,141	70,282	105,423	140,565	175,706	210,847	245,988	281,129
550,000	38,897	77,793	116,690	155,586	194,483	233,379	272,276	311,173
600,000	42,652	85,304	127,956	170,608	213,260	255,912	298,564	341,216
650,000	46,407	92,815	139,222	185,630	232,037	278,445	324,852	371,259
700,000	50,163	100,326	150,489	200,651	250,814	300,977	351,140	401,303
750,000	53,918	107,837	161,755	215,673	269,591	323,510	377,428	431,346
800,000	57,674	115,347	173,021	230,695	288,369	346,042	403,716	461,390
850,000	61,429	122,858	184,287	245,717	307,146	368,575	430,004	491,433
900,000	65,185	130,369	195,554	260,738	325,923	391,107	456,292	521,477
950,000	68,940	137,880	206,820	275,760	344,700	413,640	482,580	551,520
1,000,000	72,695	145,391	218,086	290,782	363,477	436,173	508,868	581,563

Participants in the Huntsman Belgium Pension Fund may elect a lump sum benefit equal to 8.57% of final pensionable compensation up to the Belgian Social Security earnings ceiling, plus 18.21% of pensionable compensation above the ceiling, times years of service. Final pensionable compensation is 12 times the monthly base salary for the final year of employment. Covered compensation for Messrs. Hulme and Thomas under the plan is reflected in the "Salary" column of the Summary Compensation Table. As of December 31, 2004, Mr. Hulme had approximately 16 years of service in Belgium and was 48 years of age. On July 31, 2004, the date of his separation, Mr. Thomas had 15 years of service in Belgium (in addition to 39 months that were credited in connection with his termination) and was 47 years of age. The benefit amounts for the Huntsman Belgium Pension Fund shown in the table do not include Belgian Social Security benefits, which are payable in addition to such benefit amounts.

#### ***Huntsman Pension Scheme***

Messrs. Hankins, Hulme and Thomas participate in the Huntsman Pension Scheme in the U.K. The following table shows the estimated annual benefit payable under the Huntsman Pension Scheme on reaching age 62 in specified final pensionable earnings and years-of-service classifications.

Final Pensionable Compensation	Years of Benefit Service at Retirement							
	5	10	15	20	25	30	35	40
\$ 200,000	17,920	35,840	53,760	71,680	89,599	107,519	125,439	133,333
250,000	22,495	44,990	67,485	89,980	112,474	134,969	157,464	166,667
300,000	27,070	54,140	81,210	108,280	135,349	162,419	189,489	200,000
350,000	31,645	63,290	94,935	126,580	158,224	189,869	221,514	233,333
400,000	36,220	72,440	108,660	144,880	181,099	217,319	253,539	266,667
450,000	40,795	81,590	122,385	163,180	203,974	244,769	285,564	300,000
500,000	45,370	90,740	136,110	181,480	226,849	272,219	317,589	333,333
550,000	49,945	99,890	149,835	199,780	249,724	299,669	349,614	366,667
600,000	54,520	109,040	163,560	218,080	272,599	327,119	381,639	400,000
650,000	59,095	118,190	177,285	236,380	295,474	354,569	413,664	433,333
700,000	63,670	127,340	191,010	254,680	318,349	382,019	445,689	466,667
750,000	68,245	136,490	204,735	272,980	341,224	409,469	477,714	500,000
800,000	72,820	145,640	218,460	291,280	364,099	436,919	509,739	533,333
850,000	77,395	154,790	232,185	309,580	386,974	464,369	541,764	566,667
900,000	81,970	163,940	245,910	327,880	409,849	491,819	573,789	600,000
950,000	86,545	173,090	259,635	346,180	432,724	519,269	605,814	633,333
1,000,000	91,120	182,240	273,360	364,480	455,599	546,719	637,839	666,667

The Huntsman Pension Scheme provides benefits equal to 2.2% (1/45th) of final pensionable compensation up to \$20,072 (£11,250), plus 1.83% of final pensionable compensation above \$20,072 (£11,250), minus 1/50th of the current State pension benefit, times actual years of service; subject to a maximum limit of 2/3rd of final pensionable compensation times actual years of service, divided by total possible service to retirement. Final pensionable compensation is gross salary received during the 12 months prior to retirement less any profit sharing payments. These benefits include U.K. social security benefits. As of December 31, 2004, Mr. Hankins had approximately 25 years of service in the U.K. and Mr. Hulme had approximately 5 years of service in the U.K. As of July 31, 2004, Mr. Thomas had approximately 10 years of service in the U.K.

#### ***International Pension Plan***

Messrs. Hulme and Thomas also participate in the International Pension Plan (the "IPP"), which is a nonregistered plan designed to protect the pension benefits of employees whose service involves

participation in pension plans in more than one country. Through the IPP, each of Messrs. Hulme and Thomas at retirement can elect to receive a total pension benefit (which includes retirement benefits being provided by the Huntsman Belgium Pension Fund and the Huntsman Pension Scheme) that is the greater of (1) the benefit under the Huntsman Pension Scheme (with slight modifications if he has less than 10 years of actual U.K. service) based upon his combined service in Belgium and the U.K. and his U.K. notional salary, or (2) the benefit under the Huntsman Belgium Pension Fund based upon his combined service in Belgium and the U.K. Currently, the benefit under the IPP using the Huntsman Belgium Pension Fund is the most beneficial for both Mr. Hulme, who had 21 years of total service as of December 31, 2004, and Mr. Thomas, who had approximately 25 total years of service (in addition to 39 months that were credited in connection with his termination) as of July 31, 2004.

### **Stock Incentive Plan**

The following contains a summary of the material terms of the Huntsman Stock Incentive Plan (the "Stock Incentive Plan"), which will be adopted by our Board of Directors and approved by our stockholders prior to the completion of this offering. The description of such terms is not complete. For more information, we refer you to the full text of the Stock Incentive Plan, which has been filed as an exhibit to the registration statement of which this prospectus forms a part.

The Stock Incentive Plan permits the grant of non-qualified stock options, incentive stock options, stock appreciation rights, restricted stock, phantom stock, performance awards and other stock-based awards ("Awards") to our employees, directors and consultants and to employees and consultants of our subsidiaries, provided that incentive stock options may be granted solely to employees. A maximum of 21,590,909 shares of common stock may be delivered pursuant to Awards under the Stock Incentive Plan. The number of shares deliverable pursuant to the Awards under the Stock Incentive Plan is subject to adjustment on account of mergers, consolidations, reorganizations, stock splits, stock dividends and other dilutive or enlarging changes in our common stock. Shares of common stock used to pay exercise prices and to satisfy tax withholding obligations with respect to Awards as well as shares covered by Awards that expire, terminate or lapse will again be available for Awards under the Stock Incentive Plan.

#### ***Administration***

The Stock Incentive Plan is administered by a committee, which will be our board of directors or a committee of our board of directors designated by our board of directors to serve as the committee, which will satisfy independence requirements under applicable law. The committee has the sole discretion to determine the employees, directors and consultants to whom Awards may be granted under the Stock Incentive Plan and the manner in which such Awards will vest, although the committee may delegate to officers of the company the authority to grant Awards to employees and consultants who are not, and whose family members are not, subject to Section 16(b) of the Exchange Act. Awards are granted by the committee to employees, directors and consultants in such numbers and at such times during the term of the Stock Incentive Plan as the committee shall determine. The committee is authorized to interpret the Stock Incentive Plan, to establish, amend and rescind any rules and regulations relating to the Stock Incentive Plan, and to make any other determinations that it deems necessary or desirable for the administration of the Stock Incentive Plan. The committee may correct any defect, supply any omission or reconcile any inconsistency in the Stock Incentive Plan in the manner and to the extent the committee deems necessary or desirable.

#### ***Options***

The committee determines the exercise price for each option. However, options must generally have an exercise price at least equal to the fair market value of the common stock on the date the option is granted. An option holder may exercise an option by written notice and payment of the exercise price:

- in cash;

- through the delivery of irrevocable instructions to a broker to sell shares obtained upon the exercise of the option and to deliver to the company an amount out of the proceeds of the sale equal to the aggregate exercise price for the shares being purchased; or
- another method approved by the committee.

In connection with this offering, we intend to grant to certain of our employees options to purchase an aggregate of 2,451,322 shares of common stock at an exercise price per share equal to the initial public offering price per share of common stock. We will grant a portion of such options to our named executive officers, as described in "Principal and Selling Stockholders." Because the stock option grants will be based on a fixed dollar value per recipient, the foregoing number of shares of common stock subject to such options assumes an initial public offering price per share equal to the midpoint of the range indicated on the cover of this prospectus. The actual number of shares of common stock that will be subject to such options will increase or decrease to the extent the initial public offering price per share is lower or higher than such midpoint. The options will vest one-third on each of the first, second and third anniversaries of the date of grant. The options will expire on the tenth anniversary of the date of grant.

#### ***Stock Appreciation Rights***

The exercise price per share of a stock appreciation right will be an amount determined by the committee. However, stock appreciation rights must generally have an exercise price at least equal to the fair market value of the common stock on the date the stock appreciation right is granted. Generally, each stock appreciation right will entitle a participant upon exercise to an amount equal to (i) the excess of (1) the fair market value on the exercise date of one share of common stock over (2) the exercise price, times (ii) the number of shares of common stock covered by the stock appreciation right. The committee will determine whether payment will be made in cash, shares of common stock, or a combination of both, provided however that recipients who are subject to U.S. tax will not receive cash in either full or partial payment.

#### ***Performance Awards***

The committee may grant performance awards denominated in dollars or other currencies that vest upon such terms and conditions as the committee may establish, including the achievement of performance criteria. To the extent earned, performance awards may be paid in common stock or in cash or any combination thereof as determined by the committee.

#### ***Other Stock-Based Awards***

The committee may grant Awards of restricted stock, phantom stock and other Awards that are valued in whole or in part by reference to, or are otherwise based on the fair market value of, shares of common stock, including shares of stock in lieu of cash compensation. Other stock-based awards will be subject to the terms and conditions established by the committee.

In connection with this offering, we intend to grant an aggregate of 773,923 shares of restricted stock to certain of our employees. We will grant a portion of such restricted stock to our named executive officers, as described in "Principal and Selling Stockholders." Because the restricted stock grants will be made based on a fixed dollar value per recipient, the number of restricted shares to be granted assumes an initial public offering price per share equal to the midpoint of the range indicated on the cover of this prospectus. The actual number of restricted shares to be granted will increase or decrease to the extent the initial public offering price per share is lower or higher than such midpoint. The restrictions will lapse with respect to one-third of the restricted shares on each of the first, second and third anniversaries of the date of grant. In connection with the issuance of these shares of

restricted stock, we expect to recognize compensation expense of approximately \$5.7 million annually over the vesting period.

#### ***Transferability***

Unless otherwise determined by the committee, Awards granted under the Stock Incentive Plan are not transferable other than, in some cases, by will or by the laws of descent and distribution.

#### ***Change of Control***

In the event of a change of control of our company, the committee may provide for:

- assumption by the successor company of the Award, or the substitution therefor of similar options, rights or awards with respect to the stock of the successor company;
- acceleration of the vesting of all or any portion of an Award;
- changing the period of time during which vested Awards may be exercised (for example, but not by way of limitation, by requiring that unexercised, vested Awards terminate upon consummation of the change of control);
- payment of substantially equivalent value in exchange for the cancellation of an Award; and/or
- issuance of substitute awards of substantially equivalent value.

#### ***Amendment and Termination***

The board of directors or the committee may amend, alter or discontinue the Stock Incentive Plan in any respect at any time, but no such action may be taken without stockholder approval to the extent required by applicable law or stock exchange regulations, and no amendment may materially adversely affect the rights of a participant under any Awards previously granted without his or her consent, except as may be necessary to comply with applicable laws, or advisable in order to preserve or achieve the intended tax treatment, provided that such amendments shall result in substantially equivalent value to the affected participants.

#### ***Compliance with New Deferred Compensation Law***

The recently enacted American Jobs Creation Act of 2004 has added legislation concerning deferred compensation, which may require amendments to the Stock Incentive Plan to comply with this legislation. In addition, it is unclear how this legislation and future guidance will change the tax consequences set forth below. In this regard, it is our intent that the Stock Incentive Plan and Awards granted thereunder avoid adverse tax consequences by reason of the application of this legislation and it is likely that Awards will be structured to comply with this legislation.

#### ***U.S. Federal Income Tax Consequences of Awards Under the Stock Incentive Plan***

The discussion set forth below is a general description of the U.S. federal income tax consequences of Awards under the Stock Incentive Plan applicable to participants that are U.S. citizens or residents but does not address the recently enacted deferred compensation legislation. It is unclear how this legislation and future guidance will affect the tax consequences discussed below. Participants in the Stock Incentive Plan should consult their tax adviser about the tax consequences of such legislation. Non-U.S. participants in the Stock Incentive Plan should consult their tax adviser about the tax consequences of participation in the Stock Incentive Plan. In addition, U.S. citizens that reside in foreign jurisdictions may also be subject to tax in such jurisdictions as a result of participation in the Stock Incentive Plan and should consult their tax adviser about the tax consequences of participation in the Stock Incentive Plan.

When a non-qualified stock option is granted, there are no U.S. federal income tax consequences for the option holder or us. When a non-qualified stock option is exercised, the option holder recognizes compensation equal to the excess of the fair market value of the common stock on the date of exercise over the exercise price multiplied by the number of shares of common stock subject to the option that was exercised. In general, we are entitled to a deduction for U.S. federal income tax purposes equal to the compensation recognized by the option holder for our taxable year that ends with or within the taxable year in which the option holder recognized the compensation.

When an incentive stock option is granted, there are no U.S. federal income tax consequences for the option holder or us. When an incentive stock option is exercised, the option holder does not recognize income and we do not receive a deduction for U.S. federal income tax purposes. The option holder, however, must treat the excess of the fair market value of the common stock on the date of exercise over the exercise price as an item of adjustment for purposes of the alternative minimum tax.

If the option holder disposes of the common stock received upon exercise after the option holder has held the common stock for at least two years after the incentive stock option was granted and one year after the incentive stock option was exercised, the amount the option holder receives upon the disposition over the exercise price is treated as long-term capital gain for U.S. federal income tax purposes for the option holder. We are not entitled to a deduction. If the option holder makes a "disqualifying disposition" of the common stock by disposing of the common stock before it has been held for at least two years after the date the incentive option was granted and one year after the date the incentive option was exercised, the option holder recognizes compensation income for U.S. federal income tax purposes equal to the excess of (i) the fair market value of the common stock on the date the incentive option was exercised or, if less, the amount received on the disposition over (ii) the exercise price. In general, if an option holder makes a disqualifying disposition, we are entitled to a deduction for U.S. federal income tax purposes equal to the compensation recognized by the option holder for our taxable year that ends with or within the taxable year in which the option holder recognized the compensation.

When a stock appreciation right is granted, there are no U.S. federal income tax consequences for the participant or us. When a stock appreciation right is exercised, the participant recognizes compensation equal to the cash and/or the fair market value of the shares received upon exercise. In general, we are entitled to a deduction for U.S. federal income tax purposes equal to the compensation recognized by the participant with respect to a stock appreciation right.

Generally, when phantom stock, a share of restricted stock, a performance award or other stock-based award (other than unrestricted stock in lieu of cash compensation) is granted, there are no U.S. federal income tax consequences for the participant or us. Upon the payment to the participant of common shares and/or cash in respect of the Award or the release of restrictions on restricted stock, the participant recognizes compensation equal to the fair market value of the cash and/or shares as of the date of delivery or release. Upon the grant of unrestricted stock, a participant will recognize compensation for U.S. federal income tax purposes equal to the fair market value of the shares as of the grant date. In general, we are entitled to a deduction for U.S. federal income tax purposes equal to the compensation recognized by the participant with respect to other stock-based awards.

#### **Executive Severance Plan**

The following contains a summary of the material terms of the Huntsman Executive Severance Plan (the "Severance Plan"), which will be adopted by our Board of Directors prior to the completion of this offering. The description of such terms is not complete. For more information, we refer you to the full text of the Severance Plan, which has been filed as an exhibit to the registration statement of which this prospectus forms a part.

Under the Severance Plan, if we terminate a participant's employment without reasonable cause, or the participant terminates employment for good reason, we will provide the participant with severance benefits in the form of a cash payment, medical coverage, and outplacement services. "Participants" in the Severance Plan include such employees as may be designated as participants by the Compensation Committee of the Board of Directors, provided that, unless the Compensation Committee provides otherwise with respect to a particular employee, officers with a title of Vice President or higher will be participants. Under the Severance Plan, termination for "reasonable cause" means termination on account of gross negligence, fraud, dishonesty, willful violation of any law or material violation of any significant company policy, or on account of failure to substantially perform (whether as a result of a medically determinable disability or otherwise) the duties reasonably assigned or appropriate to the position, consistent with prior practice. Termination for "good reason" means a voluntary termination of employment by a participant as a result of our making a significant detrimental reduction or change to the job responsibilities or in the current base compensation of the participant, which action is not remedied within ten days of written notice to us.

The amount of the cash payment will be: (a) for a participant with a title of Senior Vice President or higher, an amount equal to two times the participant's base compensation at termination; and (b) for a participant with a title of Vice President or below, an amount equal to one and one-half times the participant's base compensation at termination. Medical coverage will continue for the participant and his or her dependents for the period of time determined by dividing the cash payment received by the participant by the participant's base compensation at termination. Outplacement services will be provided: (y) for a period of 12 months following termination, for participants with a title of Senior Vice President or higher; and (z) for a period of six months following termination, for participants with a title of Vice President or below.

The Severance Plan will be administered by the Compensation Committee of the Board of Directors. We may amend or terminate the Severance Plan at any time. Any such amendment or termination will not affect benefits payable to a participant whose termination of employment occurred prior to the amendment or termination of the Severance Plan.

## **Employment Agreements**

Mr. Hulme is party to an employment agreement with Huntsman Advanced Materials (Europe) BVBA, which is subject to annual renewal. This agreement provides for customary expatriation arrangements. For 2003, this agreement entitled Mr. Hulme to an annual U.K. base salary of £210,000 or an annual Belgian base salary of €260,000 and a bonus of up to €130,000. The actual amounts paid to Mr. Hulme in 2004, 2003 and 2002 are disclosed above in "—Summary Executive Compensation."

Effective November 1, 2000, Mr. Hankins entered into an agreement with Huntsman Polyurethanes Americas detailing the terms of his secondment from Huntsman Polyurethanes (UK) Ltd. The agreement, which Huntsman may terminate at any time with two months' notice, expires on October 31, 2005. This agreement provides for customary expatriation arrangements. Under the terms of the agreement, Mr. Hankins' compensation included an initial U.S. base salary of \$300,000, subject to annual review, and a performance-based bonus of up to 50% of his U.S. salary. The actual amounts paid to Mr. Hankins in 2004, 2003 and 2002 are disclosed above in "—Summary Executive Compensation."

We do not have employment agreements with any of our other named executive officers.

## PRINCIPAL AND SELLING STOCKHOLDERS

We are currently a wholly owned subsidiary of Huntsman Holdings, LLC. In the Reorganization Transaction, Huntsman Holdings, LLC will become our wholly owned subsidiary, and the existing holders of membership interests in Huntsman Holdings, LLC will receive shares of our common stock in exchange for their interests. There are currently 15 holders of membership interests in Huntsman Holdings, LLC.

The following table sets forth information regarding the beneficial ownership of our common stock, giving effect to the Reorganization Transaction and as adjusted to reflect the sale of common stock in this offering, by:

- each person who is known by us to own beneficially more than 5% of our common stock;
- each member of our board of directors and each of our named executive officers; and
- all members of our board of directors and our executive officers as a group.

Name of Beneficial Owner(1)	Shares Beneficially Owned Prior to this Offering(2)(3)		Number of Shares Being Offered(4)	Shares Beneficially Owned After this Offering(2)(4)(5)	
	Number	Percentage		Number	Percentage
Investments Trust(6)	143,939,372	87.4%	4,545,455	139,393,917	64.6%
Huntsman Family Holdings(6)(7)	143,939,372	87.4%	4,545,455	139,393,917	64.6%
MatlinPatterson(6)(8)	143,939,372	87.4%	4,545,455	139,393,917	64.6%
Jon M. Huntsman(6)	143,939,372	87.4%	4,545,455	139,393,917	64.6%
Peter R. Huntsman(6)(9)	144,154,360	87.5%	4,545,455	139,608,905	64.7%
David J. Matlin(6)(10)	143,939,372	87.4%	4,545,455	139,393,917	64.6%
Richard Michaelson	—	—	—	—	—
Christopher R. Pechock(6)(10)	143,939,372	87.4%	4,545,455	139,393,917	64.6%
J. Kimo Esplin(9)	107,494	*	—	107,494	*
Samuel D. Scruggs(9)	107,494	*	—	107,494	*
Anthony P. Hankins(9)	—	—	—	—	—
Paul G. Hulme(9)	—	—	—	—	—
Patrick W. Thomas(11)	—	—	—	—	—
All directors and executive officers as a group (16 persons)(9)	144,390,847	87.6%	4,545,455	139,845,392	64.8%

\* Less than 1%.

- (1) Unless otherwise indicated, the address of each beneficial owner is c/o Huntsman Corporation, 500 Huntsman Way, Salt Lake City, Utah 84108 and such beneficial owner has sole voting and dispositive power over such shares. See "Management" for a description of each individual's position with or relationship to us.
- (2) Based upon an assumed initial public offering price per share of our common stock equal to the midpoint of the range indicated on the cover of this prospectus. The relative ownership of shares by the existing holders of membership interests in Huntsman Holdings LLC will depend upon the initial public offering price of our common stock but their aggregate ownership will not be affected. See "Our Company—The Reorganization Transaction."
- (3) Based upon an aggregate of 164,772,727 shares to be outstanding giving effect to the Reorganization Transaction.
- (4) Assumes no exercise of the underwriters' over-allotment option to purchase an aggregate of 8,352,273 shares, granted by Investments Trust. If such over-allotment option is exercised in full, Investments Trust will beneficially own 131,041,644 shares (60.7%) after the offering.
- (5) Based upon an aggregate of 215,904,071 shares to be outstanding following the completion of the Reorganization Transaction and the offering.

- (6) The beneficiaries of Investments Trust are Huntsman Family Holdings and MatlinPatterson. Investments Trust is controlled by Mr. Jon M. Huntsman, Mr. Peter R. Huntsman, Mr. Matlin and Mr. Pechock, all of whom share voting power over all of the shares owned by Investments Trust. Huntsman Family Holdings has dispositive power over the portion of the shares owned by Investments Trust that are allocated to Huntsman Family Holdings' beneficial interest in Investments Trust. Huntsman Family Holdings, Mr. Jon M. Huntsman and Mr. Peter R. Huntsman disclaim beneficial ownership of all of the shares owned by Investments Trust that are allocated to MatlinPatterson's beneficial interest in Investments Trust. Mr. Matlin and Mr. Pechock share dispositive power over the portion of the shares owned by Investments Trust that are allocated to MatlinPatterson's beneficial interest in Investments Trust. MatlinPatterson, Mr. Matlin and Mr. Pechock disclaim beneficial ownership of all of the shares owned by Investments Trust that are allocated to Huntsman Family Holdings' beneficial interest in Investments Trust. The shares of our common stock held by Investments Trust will be allocated as follows: \$400 million of such shares plus 50% of the remainder of such shares will be allocated to the beneficial interests of MatlinPatterson, 45% of the remainder of such shares will be allocated to the beneficial interests of Huntsman Family Holdings and 5% of the remainder of such shares will be initially unallocated and allocated between the beneficial interests of Huntsman Family Holdings and MatlinPatterson approximately 18 months after the completion of this offering based on the trading price of our common stock.
- (7) Huntsman Family Holdings is controlled by Mr. Jon M. Huntsman.
- (8) Such shares are beneficially owned by three MatlinPatterson funds—MatlinPatterson Global Opportunities Partners, L.P., MatlinPatterson Global Opportunities B, L.P. and MatlinPatterson Global Opportunities (Bermuda), L.P., all of which are controlled by David J. Matlin and Mark R. Patterson. The address of MatlinPatterson is 520 Madison Avenue, New York, New York 10022.
- (9) Does not include restricted shares to be granted in connection with the consummation of the offering as follows: Mr. Peter R. Huntsman—156,958; Mr. Esplin—54,332; Mr. Scruggs—54,332; Mr. Hankins—54,332; Mr. Hulme—54,332; and all directors and executive officers—559,015; or shares that may be acquired through the exercise of options to purchase shares of our common stock to be granted in connection with the consummation of the offering as follows: Mr. Peter R. Huntsman—475,630; Mr. Esplin—164,641; Mr. Scruggs—164,641; Mr. Hankins—164,641; Mr. Hulme—164,641; and all directors and executive officers—1,693,974. None of such options are exercisable within 60 days of the date of this prospectus. The foregoing share numbers are based on an assumed initial public offering price per share of common stock equal to the midpoint of the range indicated on the cover of this prospectus.
- (10) The address of Mr. Matlin and Mr. Pechock is c/o MatlinPatterson Global Advisers LLC, 520 Madison Avenue, New York, New York 10022.
- (11) Mr. Thomas ceased to be an executive officer on February 29, 2004.

Following the consummation of the offering, Jon M. Huntsman will cause Investments Trust to transfer shares of our common stock attributable to Huntsman Family Holdings' beneficial interest in Investments Trust to an affiliate of Consolidated Press in satisfaction of an existing obligation. It is expected that less than 0.5% of the outstanding shares of our common stock will be so transferred. Consolidated Press has entered the lock-up agreement with the underwriters described in "Underwriting."

## CERTAIN RELATIONSHIPS AND RELATED TRANSACTIONS

### Aircraft Sublease

On December 29, 2000, Jstar Corporation ("Jstar"), a Utah corporation wholly owned by Jon M. Huntsman, purchased for the amount of \$8.753 million the interest of Airstar Corporation ("Airstar"), a subsidiary of HLLC, in a lease (the "Mellon Lease") pursuant to which Airstar leased a Gulfstream IV-SP Aircraft (the "Aircraft"), and in a sublease (the "Prior Sublease") under which certain of our subsidiaries subleased the Aircraft from Airstar. The consideration for this transaction was consistent with that amount opined as fair by Gulfstream Aerospace Corporation in its opinion letter to Airstar dated December 29, 2000. Sublease payments from Airstar to Jstar during the period beginning December 29, 2000, and ending September 14, 2001, totaled \$1.7 million. On September 14, 2001, the Mellon Lease and the Prior Sublease were terminated and Jstar entered into a new lease of the Aircraft with a 10-year term. In connection therewith, Airstar and Jstar entered into a new sublease regarding the Aircraft with a 10-year term. Monthly sublease payments from Airstar to Jstar are in the amount of approximately \$195,000. These monthly sublease payments are used to fund financing costs paid by Jstar to a leasing company. An unrelated third party pays \$2 million per year to HLLC for such third-party's part-time use of the Aircraft (or an alternate owned by us if the Aircraft is unavailable), subject to an annual adjustment, which we believe to be at least fair market value for the number of flight hours used by such third party. We bear all other costs of operating the Aircraft.

### Subordinated Loan

On July 2, 2001, we borrowed \$25.0 million from Horizon Ventures LLC, an entity controlled by Jon M. Huntsman, and executed a note payable in the same amount. The note bears interest at a rate of 15% per year and is due and payable on the earlier of: (1) July 2, 2011, (2) repayment in full in cash of all indebtedness under the HLLC Credit Facilities and the HLLC Subordinated Notes, or (3) commencement of a voluntary case under Title 11 of the U.S. Code or any similar law for the relief of debtors or our consent to the institution of a bankruptcy or an insolvency proceeding against us, or the making of a general assignment for the benefit of our creditors. Interest is not paid in cash, but is accrued at a designated rate of 15% per year, compounded annually. As of September 30, 2004 and December 31, 2003, accrued interest added to the principal balance was \$14.5 million and \$10.5 million, respectively. We intend to use a portion of the net proceeds from this offering to repay this note in full.

### Consulting Agreement with Jon M. Huntsman

We entered into an agreement with Jon M. Huntsman on June 3, 2003, pursuant to which Mr. Huntsman provides consulting services to us at our request. Mr. Huntsman, who is the Chairman of the Board of our company but is not our employee, provides advice and other business consulting services at our request regarding our products, customers, commercial and development strategies, financial affairs, and administrative matters based upon his experience and knowledge of our business, the industry, and the markets within which we compete. Mr. Huntsman's services are utilized both with respect to the conduct of our business in the ordinary course and with respect to strategic development and specific projects. Under the terms of the agreement, which renews automatically for successive one-year terms and which may be terminated by either party at any time, Mr. Huntsman receives \$950,000 annually in exchange for his services.

### Salt Lake City Office Building

We have agreed with the Jon and Karen Huntsman Foundation, a private charitable foundation established by Jon M. and Karen H. Huntsman to further the charitable interests of the Huntsman family, that we will donate our Salt Lake City office building and our option to acquire an adjacent

undeveloped parcel of land to the foundation free of debt. We have agreed to complete this donation on the earlier of November 30, 2009 or the date on which we occupy less than 20% of the two main floors of the Salt Lake City office building. Under certain circumstances, after we make this donation we will have the right, but not the obligation, to lease space in the Salt Lake City office building from the foundation. As of September 30, 2004, our Salt Lake City office building had a net book value of approximately \$11.8 million.

#### Other Transactions with the Huntsman Family

The following table shows the compensation in excess of \$60,000 paid to members of the Huntsman family (other than Peter R. Huntsman, whose compensation is included in "Management—Summary Executive Compensation" compensation table above) for services as officers or employees of our company or our subsidiaries in each of the last three fiscal years.

Name(1)	Year	Salary	Bonus	Other Compensation
Jon M. Huntsman	2004	\$ —	\$ —	\$ —
	2003	\$ —	\$ —	\$ —
	2002	\$ —	\$ —	\$ —
Karen H. Huntsman	2004	\$ 190,211	\$ —	\$ 34,145
	2003	\$ 186,049	\$ 20,000	\$ 36,437
	2002	\$ 182,000	\$ 20,000	\$ 29,329
Jon M. Huntsman, Jr.	2004	\$ 355,250	\$ 357,000	\$ 133,532
	2003	\$ 262,500	\$ 75,000	\$ 125,202
	2002	\$ —	\$ —	\$ 416,000
James H. Huntsman(2)	2004	\$ 235,176	\$ 150,000	\$ 47,734
	2003	\$ 230,024	\$ 105,000	\$ 619,442
	2002	\$ 208,000	\$ 100,000	\$ 642,052
David H. Huntsman(2)	2004	\$ 299,019	\$ 125,000	\$ 51,043
	2003	\$ 292,449	\$ 75,000	\$ 53,975
	2002	\$ 286,000	\$ 100,000	\$ 73,011
Paul C. Huntsman(2)	2004	\$ 193,202	\$ 125,000	\$ 57,102
	2003	\$ 178,900	\$ 75,000	\$ 58,971
	2002	\$ 162,500	\$ 100,000	\$ 61,044
James A. Huffman(2)	2004	\$ 271,817	\$ 125,000	\$ 135,668
	2003	\$ 265,850	\$ 75,000	\$ 117,342
	2002	\$ 260,000	\$ 100,000	\$ 124,100
David S. Parkin(2)	2004	\$ 235,176	\$ 150,000	\$ 54,697
	2003	\$ 230,025	\$ 115,000	\$ 157,132
	2002	\$ 208,000	\$ 100,000	\$ 183,660
Robert P. Haight	2004	\$ 101,500	\$ —	\$ —
	2003	\$ —	\$ —	\$ —
	2002	\$ —	\$ —	\$ —

- (1) Karen H. Huntsman is the wife of Jon M. Huntsman, our Chairman of the Board and a director, and the mother of Peter R. Huntsman, our President and Chief Executive Officer and a director. Each of Jon M. Huntsman, Jr., James H. Huntsman, David H. Huntsman and Paul C. Huntsman is a son of Jon M. Huntsman and a brother of Peter R. Huntsman. Each of James A. Huffman and

David S. Parkin is a son-in-law of Jon M. Huntsman and a brother-in-law of Peter R. Huntsman. Robert P. Haight is a brother of Karen H. Huntsman and a brother-in-law of Jon M. Huntsman.

- (2) In connection with the consummation of the offering, we currently contemplate awarding (i) the following amounts of restricted stock: Mr. James H. Huntsman—8,452 shares; Mr. David H. Huntsman—6,037 shares; Mr. Paul C. Huntsman—6,037 shares; Mr. Huffman—6,037 shares; and Mr. Parkin—8,452 shares; and (ii) the following numbers of options to purchase shares of our common stock: Mr. James H. Huntsman—25,611; Mr. David H. Huntsman—18,293; Mr. Paul C. Huntsman—18,293; Mr. Huffman—18,293; and Mr. Parkin—25,611.

In addition, Huntsman Financial Consulting, L.C., of which Jon M. Huntsman is the sole member, received compensation from us in the amounts of \$320,814, \$314,094 and \$475,456 in 2004, 2003 and 2002, respectively. These amounts and the amounts shown in the "Other Compensation" column in the table above include some or all of the following: company contributions to employee benefit plans, housing and education allowances for overseas assignments, travel allowances, automobile and aircraft usage, administrative and security services, and perquisites and personal benefits.

Through May 2002, we paid the premiums on various life insurance policies for Jon M. Huntsman. These policies have been liquidated, and the cash values have been paid to Mr. Huntsman. Mr. Huntsman is indebted to us in the amount of approximately \$1.4 million, which represents the insurance premiums paid on his behalf through May 2002.

#### Senior Management Investment

In connection with the HLLC Restructuring, certain of our directors, executive officers and other related persons contributed an aggregate of \$2.25 million and certain equity interests in one of our subsidiaries in exchange for approximately 0.7% of the voting membership interests of our predecessor, and, indirectly, 0.6% of the non-voting preferred units of our predecessor. The following table shows the amounts paid and membership interests received by such persons:

Purchaser	Membership Interests Purchased		Amount Paid
	Class A Common	Preferred	
Peter R. Huntsman	28,993	1,122,065	\$ 1,000,000
J. Kimo Esplin	14,497	561,032	500,000
Samuel D. Scruggs	14,497	561,032	500,000
David S. Parkin	4,349	168,310	150,000
L. Russell Healy	2,899	112,206	100,000
Total	65,235	2,524,645	\$ 2,250,000

These persons will receive shares of our common stock in exchange for their membership interests in the Reorganization Transaction. David S. Parkin, who is the son-in-law of Jon M. Huntsman and a brother-in-law of Peter R. Huntsman, will receive 32,248 shares of our common stock in the Reorganization Transaction, assuming an initial public offering price per share equal to the midpoint of the range indicated on the cover of this prospectus. See "Our Company—The Reorganization Transaction."

#### The HLLC Restructuring

On September 30, 2002, HLLC, various members of the Huntsman family (including Jon M. Huntsman and Peter R. Huntsman), MatlinPatterson, Consolidated Press and other persons (including the persons described under "—Senior Management Investment" above) completed the HLLC Restructuring, which included a debt for equity exchange and the acquisition of Consolidated Press.

interests in certain of our subsidiaries, including HCCA, HCA and Huntsman Petrochemical Corporation.

Pursuant to the HLLC Restructuring:

- the Huntsman family contributed all of their equity interests in HLLC and its subsidiaries, including certain minority interests acquired from Consolidated Press, to our predecessor Huntsman Holdings, LLC in exchange for 10,000,000 Class B Common Units in Huntsman Holdings, LLC, representing all of the issued and outstanding Class B Common Units;
- MatlinPatterson and Consolidated Press contributed the following interests to Huntsman Holdings, LLC in exchange for 9,930,415 Class A Common Units in Huntsman Holdings, LLC, representing 99.3% of the issued and outstanding Class A Common Units, and 384,307,046 units in Huntsman Holdings Preferred Member LLC (a new entity formed to hold such interests), representing 97.3% of the issued and outstanding units;
- approximately \$679 million in principal amount of HLLC's outstanding subordinated notes and Huntsman Polymers' outstanding senior notes (including approximately \$84 million in accrued interest that was cancelled as a result of the exchange);
- all of the shares of a subsidiary that held the HIH Senior Subordinated Discount Notes valued at \$273.1 million (including accrued interest of \$13.1 million), subject to a non-recourse note secured by a pledge of the HIH Senior Subordinated Discount Notes and payable to ICI of \$103.5 million (including accrued interest of \$3.5 million), and an option to acquire the subsidiary of ICI that held a 30% membership interest in HIH;
- such other persons contributed cash in the aggregate amount of \$3.4 million and certain equity interests in our subsidiaries in exchange for 69,585 Class A Common Units, representing 0.7% of the issued and outstanding Class A Common Units, and 10,678,443 units in Huntsman Holdings Preferred Member LLC, representing 2.7% of the issued and outstanding units; and
- Huntsman Holdings, LLC contributed its investment in HLLC to HMP.

### The AdMat Transaction

On June 30, 2003, in the AdMat Transaction, ownership of Vantico was transferred to Advanced Materials in exchange for substantially all of Vantico's issued and outstanding 12% senior secured notes and approximately \$165 million of additional equity provided by MatlinPatterson and other Vantico investors. MatlinPatterson contributed its approximately 88% ownership interest in Advanced Materials to Huntsman Holdings, LLC in exchange for the issuance to MatlinPatterson and other members of Huntsman Holdings, LLC of the following membership interests in Huntsman Holdings, LLC:

Membership Interest	Holder (percentage held)
Series A Preferred	MatlinPatterson (98.1%) CPH (1.9%)
Series B Preferred	Huntsman Family (97%) CPH (3%)
Series C Preferred	MatlinPatterson (98.1%) CPH (1.9%)
Series D Preferred	Huntsman Family (97%) CPH (3%)

On March 19, 2004, we acquired an additional 2.1% interest in Advanced Materials from Morgan Grenfell Private Equity Limited in exchange for \$7.2 million.

## **The Reorganization Transaction**

We will consummate the Reorganization Transaction in connection with the completion of this offering. In the Reorganization Transaction, Huntsman Holdings, LLC will become our wholly owned subsidiary, and the existing beneficial holders of the common and preferred membership interests in Huntsman Holdings, LLC, including the mandatorily redeemable preferred interests, will receive shares of our common stock in exchange for their interests. Huntsman Family Holdings and MatlinPatterson will cause all of the shares of our common stock they are entitled to receive in exchange for their beneficial interests in Huntsman Holdings, LLC to be delivered to Investments Trust. Immediately following the Reorganization Transaction and the offering, Investments Trust will hold approximately 65% of our outstanding common stock (based upon an assumed initial public offering price per share of our common stock equal to the midpoint of the range indicated on the cover of this prospectus). Huntsman Family Holdings is controlled by Jon M. Huntsman, and MatlinPatterson is controlled by David J. Matlin, each of whom is a director of our company. See "Our Company—The Reorganization Transaction."

## **Registration Rights Agreements**

In connection with the Reorganization Transaction, we intend to enter into a registration rights agreement with Huntsman Family Holdings and MatlinPatterson pursuant to which they will have demand and piggyback registration rights for the shares of our common stock controlled by them. The agreement will also provide that we will pay the costs and expenses, other than underwriting discounts and commissions, related to the registration and sale of shares of our common stock that are registered pursuant to this agreement. The agreement will contain customary registration procedures and indemnification and contribution provisions for the benefit of Huntsman Family Holdings, MatlinPatterson and us. In addition, all of our stockholders who receive shares of our common stock in the Reorganization Transaction, including certain of our directors, executive officers and other key officers, will have the right to include their shares in certain registrations. See "Shares Eligible for Future Sale."

## **Indemnification Agreements**

We intend to enter into indemnification agreements with our directors and officers, including each of our named executive officers, in connection with the completion of the offering. Pursuant to these agreements, we will agree to provide customary indemnification to our officers and directors against expenses incurred by such persons in connection with their service as directors or officers (as applicable) or in connection with their service at our request as directors, officers, trustees, employees or agents of other entities.

## CONCURRENT OFFERING OF MANDATORY CONVERTIBLE PREFERRED STOCK

Concurrently with this offering of common stock, we plan to issue 5,000,000 shares of mandatory convertible preferred stock (plus up to an additional 750,000 shares that may be issued upon exercise of the underwriters' over-allotment option). There are currently no shares of preferred stock outstanding.

### Ranking

Our mandatory convertible preferred stock will rank as to payment of dividends and distributions of assets upon our dissolution, liquidation or winding up:

- junior to any class or series of our capital stock the terms of which provide that such class or series will rank senior to our mandatory convertible preferred stock;
- senior to our shares of common stock and any other class or series of our capital stock the terms of which provide that such class or series will rank junior to our mandatory convertible preferred stock; and
- on a parity with any other class or series of our capital stock;

in each case, whether now outstanding or to be issued in the future.

We will not be entitled to issue any class or series of our capital stock the terms of which provide that such class or series will rank senior to our mandatory convertible preferred stock as to payment of dividends or distribution of assets upon our dissolution, liquidation or winding up without the approval of the holders of at least two-thirds of the shares of our mandatory convertible preferred stock and any other shares of preferred stock ranking on a parity with our mandatory convertible preferred stock then outstanding, voting together as a single class.

### Dividends

Dividends on our mandatory convertible preferred stock will be paid on 16, 16, 16 and 16 of each year (or the following business day if such day is not a business day) prior to the mandatory conversion date (as described below), and on the mandatory conversion date, commencing on 16, 2005 at the annual rate of \$ per share, subject to certain anti-dilution adjustments.

When our mandatory convertible preferred stock is first issued, we will declare all dividends that will be payable from issuance to the mandatory conversion date on all shares of our mandatory convertible preferred stock (including on all shares issuable upon exercise of the over-allotment option by the underwriters), with each dividend payable to the record holders of our mandatory convertible preferred stock as of the record date for the applicable dividend payment date. All of our cash dividend payment obligations on the mandatory convertible preferred stock will be subject to our having sufficient lawful funds available for such payment at the time of payment. We will use a portion of the proceeds from the offering to purchase U.S. treasury securities sufficient to pay amounts, equal to the scheduled dividend payments as they become due, and will pledge such securities as collateral for our obligation to pay these dividends.

### Payment Restrictions

Unless all accrued, cumulated and unpaid dividends on our mandatory convertible preferred stock for all past quarterly dividend periods shall have been paid in full or if we breach the negative pledge covenant in the pledge agreement, we will not be permitted to:

- declare or pay any dividend or make any distribution of assets on any class or series of our capital stock the terms of which provide that such class or series will rank junior to our

mandatory convertible preferred stock (herein collectively referred to as the "Junior Securities"), other than dividends or distributions in the form of Junior Securities and cash solely in lieu of fractional shares in connection with any such dividend or distribution;

- redeem, purchase or otherwise acquire any Junior Securities or pay or make any monies available for a sinking fund for such Junior Securities, other than (A) upon conversion or exchange for other Junior Securities, or (B) the purchase of fractional interests in shares of any Junior Securities pursuant to the conversion or exchange provisions of such Junior Securities; or
- redeem, purchase or otherwise acquire any class or series of our capital stock that ranks equally with the mandatory convertible preferred stock ("Parity Securities"), subject to certain exceptions.

## Redemption

Our convertible preferred stock will not be redeemable at our option.

## Mandatory Conversion

On 16, 2008, referred to herein as the mandatory conversion date, each share of our mandatory convertible preferred stock will automatically convert into shares of our common stock, based on the conversion rate as described below. In addition, holders will have the right to receive an amount in cash equal to all accrued, cumulated and unpaid dividends on our mandatory convertible preferred stock for the then-current dividend period until the mandatory conversion date and all prior dividend periods, to the extent we have sufficient lawful funds. To the extent that such payments are not made because of lack of lawful funds, holders will receive additional shares of our common stock in lieu thereof.

The conversion rate for each share of our mandatory convertible preferred stock will be not more than shares of common stock and not less than shares of common stock, depending on the applicable market value of our shares of common stock. The "applicable market value" of our shares of common stock is the arithmetic average of the daily volume-weighted average price per share of our common stock on each of the 20 consecutive trading days ending on the third day immediately preceding the applicable conversion date.

The conversion rate is subject to certain adjustments. The following table illustrates the conversion rate per share of our mandatory convertible preferred stock subject to certain anti-dilution adjustments:

Applicable Market Value on Conversion Date	Conversion Rate
less than or equal to \$	
between \$ and \$	to
equal to or greater than \$	

## Conversion at the Option of the Holder

At any time prior to 16, 2008, holders of mandatory convertible preferred stock may elect to convert each of their shares of our mandatory convertible preferred stock at the minimum conversion rate of shares of common stock for each share of mandatory convertible preferred stock.

## Provisional Conversion at Our Option

If, at any time prior to 16, 2008, the closing price per share of common stock exceeds \$ (140% of the threshold appreciation price of \$ ), subject to anti-dilution adjustments, for at least 20 trading days within a period of 30 consecutive trading days, we may elect to cause the

conversion of all, but not less than all, of our mandatory convertible preferred stock then outstanding at the minimum conversion rate of        shares of common stock for each share of mandatory convertible preferred stock. In addition, if we are party to a merger or consolidation transaction prior to the mandatory conversion date, then we may elect to cause the conversion of all, but not less than all, of our mandatory convertible preferred stock then outstanding at the maximum conversion rate of        shares of common stock for each share of mandatory convertible preferred stock, effective immediately prior to the closing of such transaction. The threshold appreciation price, the initial price and conversion rates specified above are subject to certain anti-dilution adjustments. We will be permitted to cause conversion as described above only if, in addition to issuing to the holders the applicable number of shares of common stock, at the time of such conversion we have sufficient lawful funds to pay and do pay the holders in cash an amount equal to the accrued, cumulated and unpaid dividends plus an amount in cash equal to the market value at that time of the pro rata share of the collateral portfolio that secures our obligation with respect to the future dividends otherwise payable to the mandatory conversion date on the converted shares of our mandatory convertible preferred stock.

#### **Early Conversion upon Cash Merger**

Prior to the mandatory conversion date, if we are involved in a merger in which at least 30% of the consideration for our shares of common stock consists of cash or cash equivalents, which we refer to as a "cash merger," then on the date specified in our notice to holders of mandatory convertible preferred stock, each holder of our mandatory convertible preferred stock will have the right to convert its shares of our mandatory convertible preferred stock at the conversion rate, determined in accordance with "Mandatory Conversion" above, in effect on the trading day immediately prior to the cash merger.

#### **Anti-dilution Adjustments**

The formula for determining the conversion rate on the mandatory conversion date and the number of shares of our common stock to be delivered upon an early conversion event may be adjusted if certain events occur, including if:

- we pay dividends (and other distributions) on shares of our common stock in shares of our common stock;
- we issue to all holders of shares of our common stock rights or warrants (other than rights or warrants issued pursuant to a dividend reinvestment plan or share purchase plan or other similar plans) entitling them, for a period of up to 45 days from the date of issuance of such rights or warrants, to subscribe for or purchase our shares of common stock at less than the current market price of shares of our common stock on the date fixed for the determination of stockholders entitled to receive such rights or warrants;
- we subdivide, split or combine our shares of common stock;
- we distribute to all holders of shares of our common stock evidences of our indebtedness, shares of capital stock, securities, cash or other assets (excluding the dividends, distributions, rights and warrants referred to in the bullets above);
- we make a distribution consisting exclusively of cash to all holders of shares of our common stock subject to limited exceptions; or
- we or any of our subsidiaries successfully completes a tender or exchange offer for shares of our common stock to the extent that the cash and the value of any other consideration included in the payment per share of our common stock exceeds the current market price per share of our common stock on the fifteenth trading day next succeeding the last date on which tenders or exchanges may be made pursuant to such tender or exchange offer.

## Liquidation

In the event of our liquidation, dissolution or winding up, subject to the rights of holders of any shares of our capital stock then outstanding ranking senior to or on a parity with our mandatory convertible preferred stock in respect of distributions upon our liquidation, dissolution or winding up, the holders of our mandatory convertible preferred stock then outstanding will be entitled to receive, out of our net assets legally available for distribution to stockholders, before any distribution or payment is made on any shares of our capital stock ranking junior as to the distribution of assets upon our voluntary or involuntary liquidation, dissolution or the winding up of our affairs, a liquidating distribution in the amount of \$50.00 per share, subject to adjustment for stock splits, combinations, reclassifications or other similar events involving our mandatory convertible preferred stock, plus an amount equal to the sum of all accrued, cumulated and unpaid dividends for the portion of the then-current dividend period until the payment date and all prior dividend periods.

In the event our assets available for distribution to the holders of our shares of preferred stock, including our mandatory convertible preferred stock, upon any liquidation, dissolution or winding up, whether voluntary or involuntary, are insufficient to pay in full all amounts to which such holders are entitled, the holders of our mandatory convertible preferred stock and the holders of our securities ranking on a parity with our mandatory convertible preferred stock as to distribution of assets upon such liquidation, dissolution or winding up, shall share ratably in any distribution of assets based upon the proportion of the full respective liquidation preference of such series to the aggregate liquidation preference for all outstanding shares for each series.

## Voting Rights

The holders of our mandatory convertible preferred stock are not entitled to any voting rights, except as required by applicable state law, our certificate of incorporation and as described below.

Unless the approval of a greater number of shares of our mandatory convertible preferred stock is required by law, we may not, without the approval of the holders of at least two-thirds of the shares of our mandatory convertible preferred stock then outstanding voting separately as a single class, amend, alter or repeal any provisions of our certificate of incorporation by way of merger, consolidation, combination, reclassification or otherwise, so as to affect adversely any right, preference or voting power of the holders of our mandatory convertible preferred stock.

In addition, we may not, without the approval of the holders of at least two-thirds of the shares of our mandatory convertible preferred stock and any class or series of Parity Securities then outstanding, voting together as a single class:

- reclassify any of our authorized shares of capital stock into any shares of any class, or any obligation or security convertible into or evidencing a right to purchase such shares, ranking senior to our mandatory convertible preferred stock as to payment of dividends or distribution of assets upon our dissolution, liquidation or winding up; or
- issue, authorize or increase the authorized amount of, or issue or authorize any obligation or security convertible into or evidencing a right to purchase, any capital stock of any class or series ranking senior to our mandatory convertible preferred stock as to payment of dividends or distribution of assets upon our dissolution, liquidation or winding up.

If and whenever an amount equal to six full quarterly dividends, whether or not consecutive, payable on any class or series of our shares of preferred stock, including our mandatory convertible preferred stock, are not paid or otherwise declared and set aside for payment, the holders of our shares of preferred stock, including our mandatory convertible preferred stock, voting separately as a single class, shall be entitled to increase the authorized number of directors on our board of directors by two and elect such two additional directors to our board of directors at the next annual meeting or special

meeting of our stockholders. Not later than 40 days after the entitlement arises our board of directors shall convene a special meeting of the holders of our shares of preferred stock for the purpose of electing the additional two directors. If our board of directors fails to convene such meeting within such 40-day period, then holders of 10% of our outstanding shares of preferred stock, including our mandatory convertible preferred stock, taken as a single class, may call the meeting. If all accrued, cumulated and unpaid dividends in default on our shares of preferred stock, including our mandatory convertible preferred stock, have been paid in full or declared and set apart for payment or such shares are no longer outstanding, the holders of our mandatory convertible preferred stock and our other shares of preferred stock will no longer have the right to vote on directors and the term of office of each director so elected will terminate forthwith and the authorized number of our directors will, without further action, be reduced accordingly.

## DESCRIPTION OF CAPITAL STOCK

Our authorized capital stock consists of 1,200,000,000 shares of common stock, par value \$0.01 per share, and 100,000,000 shares of preferred stock, par value \$0.01 per share.

Upon completion of our concurrent common stock and mandatory convertible preferred stock offerings and the Reorganization Transaction, we expect 215,909,091 shares of common stock (excluding 773,923 shares of restricted stock that we expect to issue upon completion of the offering, assuming an initial public offering price per share of our common stock equal to the midpoint of the range indicated on the cover of this prospectus) and 5,000,000 shares of mandatory convertible preferred stock will be issued and outstanding.

### Common Stock

Holders of common stock are entitled to one vote per share on all matters to be voted upon by the stockholders. The holders of common stock do not have cumulative voting rights in the election of directors. Holders of common stock are entitled to receive ratably dividends if, as and when dividends are declared from time to time by our board of directors out of funds legally available for that purpose, after payment of dividends required to be paid on outstanding preferred stock, as described below, if any. Our senior credit facilities and indentures impose restrictions on our ability to declare dividends with respect to our common stock. Upon liquidation, dissolution or winding up, any business combination or a sale or disposition of all or substantially all of our assets, the holders of common stock are entitled to receive ratably the assets available for distribution to the stockholders after payment of liabilities and accrued but unpaid dividends and liquidation preferences on any outstanding preferred stock. The common stock has no preemptive or conversion rights and is not subject to further calls or assessment by us. There are no redemption or sinking fund provisions applicable to the common stock. All outstanding shares of our common stock, including the common stock offered in this offering, are fully paid and non-assessable.

### Preferred Stock

Our certificate of incorporation authorizes our board of directors, without stockholder approval, to establish one or more series of preferred stock and to determine, with respect to any series of preferred stock, the number of shares in that series and the terms, rights and limitations of that series.

The issuance of shares of preferred stock by our board of directors as described above may adversely affect the rights of the holders of our common stock. For example, preferred stock may rank prior to the common stock as to dividend rights, liquidation preference or both, may have full or limited voting rights and may be convertible into shares of common stock. The issuance of shares of preferred stock may discourage third-party bids for our common stock or may otherwise adversely affect the market price of the common stock. In addition, the preferred stock may enable our board of directors to make more difficult or to discourage attempts to obtain control of our company through a hostile tender offer, proxy contest, merger or otherwise, or to make changes in our management.

For a summary of the terms of our mandatory convertible preferred stock to be outstanding following the completion of our concurrent offerings of common stock and mandatory convertible preferred stock, see "Concurrent Offering of Mandatory Convertible Preferred Stock."

### Anti-Takeover Effects of Certain Provision of Our Certificate of Incorporation and Bylaws

Certain provisions of our certificate of incorporation and bylaws, which are summarized in the following paragraphs, may have an anti-takeover effect and may delay, defer or prevent a tender offer or takeover attempt that a stockholder might consider in its best interest, including those attempts that might result in a premium over the market price for the shares held by stockholders.

### ***Classified Board***

Our certificate of incorporation provides that our board of directors will be divided into three classes of directors, with the classes to be as nearly equal in number as possible. As a result, approximately one-third of our board of directors will be elected each year. The classification of directors will have the effect of making it more difficult for stockholders to change the composition of our board. Our certificate of incorporation and bylaws provide that the number of directors will be fixed from time to time exclusively pursuant to a resolution adopted by the board, but our certificate of incorporation provides that our board of directors must consist of not less than three nor more than fifteen directors.

### ***Removal of Directors; Vacancies***

Under the Delaware General Corporation Law ("DGCL") and our certificate of incorporation, directors serving on a classified board may be removed by the stockholders only for cause. In addition, our certificate of incorporation and bylaws also provide that any vacancies on our board of directors will be filled only by the affirmative vote of a majority of the remaining directors, although less than a quorum.

### ***No Stockholder Action by Written Consent; Calling of Special Meetings of Stockholders***

Our certificate of incorporation prohibits stockholder action by written consent. Our bylaws also provide that, except as otherwise provided by law and subject to the rights of any holders of a class or series of stock having a preference over the common stock, special meetings of our stockholders may be called only by the chairman of our board or a majority of the total number of authorized directors, whether or not there is any vacancy in previously authorized directorships.

### ***Advance Notice Requirements for Stockholder Proposals and Director Nominations***

Our bylaws provide that stockholders seeking to nominate candidates for election as directors or to bring business before an annual meeting of stockholders must provide timely notice of their proposal in writing to our corporate secretary.

Generally, to be timely, a stockholder's notice must be received at our principal executive offices not less than 90 days nor more than 120 days prior to the first anniversary date of the previous year's annual meeting. Our bylaws also specify requirements as to the form and content of a stockholder's notice. These provisions may impede stockholders' ability to bring matters before an annual meeting of stockholders or make nominations for directors at an annual meeting of stockholders.

### **Limitations on Liability and Indemnification of Officers and Directors**

The DGCL authorizes corporations to limit or eliminate the personal liability of directors to corporations and their stockholders for monetary damages for breaches of directors' fiduciary duties. Our certificate of incorporation includes a provision that eliminates the personal liability of directors for monetary damages for actions taken as a director, except for liability:

- for breach of duty of loyalty;
- for acts or omissions not in good faith or involving intentional misconduct or knowing violation of law;
- under Section 174 of the DGCL (unlawful dividends); or
- for transactions from which the director derived improper personal benefit.

Our bylaws provide that we must indemnify our directors and officers to the fullest extent authorized by the DGCL. We are also expressly authorized to carry directors' and officers' insurance providing indemnification for our directors, officers and certain employees for some liabilities. We believe that these indemnification provisions and insurance are useful to attract and retain qualified directors and executive officers.

The limitation of liability and indemnification provisions in our certificate of incorporation and bylaws may discourage stockholders from bringing a lawsuit against directors for breach of their fiduciary duty. These provisions may also have the effect of reducing the likelihood of derivative litigation against directors and officers, even though such an action, if successful, might otherwise benefit us and our stockholders. In addition, your investment may be adversely affected to the extent we pay the costs of settlement and damage awards against directors and officers pursuant to these indemnification provisions.

We also intend to enter into indemnification agreements with each of our officers and directors.

There is currently no pending material litigation or proceeding involving any of our directors, officers or employees for which indemnification is sought.

In the opinion of the SEC, indemnification provisions that purport to include indemnification for liabilities arising under the Securities Act are contrary to public policy and are, therefore, unenforceable.

#### **Conflicts of Interest**

Our amended and restated bylaws will renounce certain interests or expectancies that we have in, or right to be offered an opportunity to participate in, specified business opportunities offered to any director who is not an officer or employee and who is either affiliated with MatlinPatterson or is specifically allowed by the board to participate in such opportunities. These directors and their affiliates have the right to engage in and no duty to refrain from engaging in:

- a corporate opportunity that does not relate primarily to the chemical business or any other line of business that we or our affiliates now engage in or propose to engage in; or
- a corporate opportunity presented to a director before being presented to us and not presented to the director in his capacity as one of our directors.

Subject to their fiduciary duties to us, these directors may have conflicts of interest with us as a result of these opportunities and may compete with us.

#### **Delaware Anti-Takeover Statute**

We are subject to Section 203 of the DGCL. Subject to specified exceptions, Section 203 prohibits a publicly held Delaware corporation from engaging in a "business combination" with an "interested stockholder" for a period of three years after the time of the transaction in which the person became an interested stockholder without the prior approval of our board of directors or the subsequent approval of our board of directors and our stockholders. "Business combinations" include mergers, asset sales and other transactions resulting in a financial benefit to the "interested stockholder." Subject to various exceptions, an "interested stockholder" is a person who together with his or her affiliates and associates, owns, or within three years did own, 15% or more of the corporation's outstanding voting stock. These restrictions may prohibit or delay the accomplishment of mergers or other takeover or change in control attempts.

#### **Transfer Agent and Registrar**

The Bank of New York is the transfer agent and registrar for our common stock.

## **Listing**

We have applied to include our common stock for listing on the New York Stock Exchange under the symbol "HUN."

## **Authorized but Unissued Capital Stock**

The DGCL does not require stockholder approval for any issuance of authorized shares. However, the listing requirements of the New York Stock Exchange, which would apply so long as our common stock is listed on the New York Stock Exchange, require stockholder approval of certain issuances equal to or exceeding 20% of the then-outstanding voting power or then outstanding number of shares of common stock. These additional shares may be used for a variety of corporate purposes, including future public offerings, to raise additional capital or to facilitate acquisitions.

One of the effects of the existence of unissued and unreserved common stock or preferred stock may be to enable our board of directors to issue shares to persons friendly to current management, which issuance could render more difficult or discourage an attempt to obtain control of our company by means of a merger, tender offer, proxy contest or otherwise, and thereby protect the continuity of our management and possibly deprive the stockholders of opportunities to sell their shares of common stock at prices higher than prevailing market prices.

## SHARES ELIGIBLE FOR FUTURE SALE

Upon completion of this offering and the Reorganization Transaction, we will have 215,909,091 shares of common stock outstanding, assuming no exercise of outstanding options and excluding 773,923 shares of restricted stock (assuming an initial public offering price per share equal to the midpoint of the range indicated on the cover of this prospectus) to be granted in connection with the completion of the offering. Of these shares, the 55,681,819 shares sold in this offering will be available for immediate sale in the public market as of the date of this prospectus, except for any shares acquired by our "affiliates" as defined in Rule 144 under the Securities Act or by persons who are subject to the lock-up agreements described below, which shares will be subject to the terms of such lock-up agreements. The remaining 160,227,273 shares are "restricted securities" under Rule 144 and may be sold in the future without registration under the Securities Act to the extent permitted by Rule 144, as described below, or any applicable exemption under the Securities Act. A total of 159,712,144 of these shares will be subject to the lock-up agreements described below. Because all of such shares were issued in connection with the Reorganization Transaction, none of such shares will be eligible for sale under Rule 144 until the one-year anniversary of the Reorganization Transaction. However, a total of 160,227,273 shares may be registered for sale under the Securities Act pursuant to the terms of the agreements described below in "—Registration Rights."

Subject to any anti-dilution adjustments, up to 11,363,636 shares of common stock will be issuable upon conversion of the shares of mandatory convertible preferred stock or up to 13,068,181 shares if the underwriters exercise their option to purchase additional shares of mandatory convertible preferred stock in full (in each case assuming an initial public offering price per share equal to the midpoint of the range indicated on the cover of this prospectus). All of such shares of common stock will be available for immediate resale in the public market upon conversion, except for any such shares acquired by our affiliates or by persons who are subject to the lock-up agreements described below, which shares will be subject to the terms of such lock-up agreements.

### Lock-Up Agreements

Pursuant to certain "lock-up" agreements, we and our executive officers, directors, Investments Trust and substantially all of our other stockholders have agreed, subject to limited exceptions, not to offer, sell, contract to sell, pledge or otherwise dispose of, directly or indirectly, including the filing (or participation in the filing) of a registration statement under the Securities Act relating to, any shares of common stock or securities convertible into or exchangeable or exercisable for any shares of common stock without the prior written consent of Citigroup Global Markets Inc. for a period of 180 days after the date of this prospectus (subject to extension as described in "Underwriting").

In addition, the right of each holder of HMP Warrants to receive shares of our common stock is conditional upon such holder's agreeing to a lock-up agreement relating to the sale or other disposition of our common stock for a period commencing from the date of the consummation of this offering and ending on the earlier of (1) 180 days following this offering, and (2) the first date that any other holders of our common stock are generally able to sell their shares.

### Rule 144

In general, under Rule 144 as currently in effect, beginning 90 days after the date of this prospectus, a person who has beneficially owned restricted shares for at least one year would be entitled to sell in any three- month period up to the greater of:

- 1% of the then-outstanding common shares, or approximately 2,166,830 shares immediately after this offering; and

- the average weekly trading volume of the common shares during the four calendar weeks preceding the filing of a Form 144 with respect to such sale.

Sales under Rule 144 are also subject to certain manner of sale and notice requirements and to the availability of current public information about us.

Under Rule 144(k), a person who has not been one of our affiliates during the preceding 90 days and who has beneficially owned the restricted shares for at least two years is entitled to sell them without complying with the manner of sale, public information, volume limitation or notice provisions of Rule 144.

### **Registration Rights**

After this offering, the holders of 160,227,273 common shares will be entitled to rights with respect to the registration of these shares under the Securities Act. If sales of these shares are registered under the Securities Act, they will become freely tradable immediately upon the effectiveness of the registration, except for shares purchased by affiliates.

*Former Membership Interest Holders.* In connection with the Reorganization Transaction, we intend to enter into a registration rights agreement with Huntsman Family Holdings and MatlinPatterson, pursuant to which they will have demand and piggyback registration rights (including, without limitation, rights to demand shelf registration statements) for the shares of our common stock that they hold. Demand rights may not be exercised, however, to require registration during the period of time covered by any applicable lock-up agreement. Despite a registration demand, we may delay filing of the registration statement for a reasonable time not to exceed 90 days if, in the judgment of our board of directors, filing the registration statement would require the disclosure of pending or contemplated matters or information which would have a material adverse effect on the business, operations or prospects of our company or the disclosure otherwise relates to a material business transaction which has not yet been publicly disclosed. In addition, each of our other stockholders who receives shares of our common stock in the Reorganization Transaction will be provided piggyback registration rights pursuant to this agreement. The agreement will also provide that we will pay the costs and expenses, other than underwriting discounts and commissions, related to the registration and sale of shares of our common stock that are registered pursuant to this agreement. The agreement will contain customary registration procedures and indemnification and contribution provisions by us for the benefit of stockholders whose shares are registered and sold pursuant to this agreement. Each stockholder whose shares are registered and sold pursuant to this agreement has agreed to indemnify us solely with respect to information provided by such person, with such indemnification being limited to the proceeds of the offering received by such person.

*Former HMP Warrant Holders.* Pursuant to a registration rights agreement, the former holders of the HMP Warrants (the "Former HMP Warrant Holders") that hold at least 25% of the shares of our common stock that are exchanged for the HMP Warrants in the Reorganization Transaction have the right, on one occasion following the one-year anniversary of this offering, to demand that we register all or any portion of their shares of our common stock for sale in a shelf registration statement under the Securities Act. Despite a registration demand, we may delay filing of the registration statement for a reasonable time not to exceed 60 days if, in the judgment of our board of directors, filing the registration statement would require the disclosure of pending or contemplated matters or information which would have a material adverse effect on the business, operations or prospects of our company or the disclosure otherwise relates to a material business transaction which has not yet been publicly disclosed. Further, if we propose to register any shares of our common stock under the Securities Act, except for shares of common stock issued in connection with acquisitions and benefit plans, the Former HMP Warrant Holders will have the right to include their shares of common stock in the registration, subject to certain limitations.

The agreement provides for customary registration procedures. We will pay all costs and expenses, other than underwriting discounts and commissions, fees of counsel to the Former HMP Warrant Holders and transfer taxes, if any, related to the registration and sale of shares of our common stock by any Former HMP Warrant Holder that are registered pursuant to the agreement.

The agreement contains customary indemnification and contribution provisions by us for the benefit of the Former HMP Warrant Holders. Each Former HMP Warrant Holder has agreed to indemnify us and the other Former HMP Warrant Holders solely with respect to information provided by such holder, with such indemnification being limited to the proceeds from the offering received by such holder.

#### **Stock Options**

In connection with the consummation of this offering, we will grant options to purchase a total of 2,451,322 common shares under the Stock Incentive Plan to our directors, executive officers and employees (assuming an initial public offering price per share of our common stock equal to the midpoint of the range indicated on the cover of this prospectus). Up to an additional 18,365,664 common shares will be available for future option grants under the Stock Incentive Plan (assuming an initial public offering price per share of our common stock equal to the midpoint of the range indicated on the cover of this prospectus). We intend to file a registration statement on Form S-8 to register common shares issued or reserved for issuance under the Stock Incentive Plan within 180 days after the date of this prospectus, thus permitting the resale of such shares by nonaffiliates in the public market without restriction under the Securities Act.

## MATERIAL UNITED STATES FEDERAL TAX CONSEQUENCES TO NON-U.S. HOLDERS OF COMMON STOCK

The following is a general discussion of the material U.S. federal income and estate tax considerations with respect to the ownership and disposition of common stock applicable to Non-U.S. Holders. Unless otherwise stated, this discussion is limited to the tax consequences to those Non-U.S. Holders who hold such common stock as capital assets. For purposes of this discussion a "Non-U.S. Holder" is any beneficial owner of common stock other than:

- a citizen or individual resident of the United States;
- a corporation (or other entity taxed as a corporation for U.S. federal income tax purposes) created or organized in the United States or under the laws of the United States, any state thereof or the District of Columbia;
- an estate, the income of which is includible in gross income for U.S. federal income tax purposes regardless of its source; or
- a trust whose administration is subject to the primary supervision of a United States court and which has one or more United States persons who have the authority to control all substantial decisions of the trust, or a trust in existence on August 20, 1996 that has elected to continue to be treated as a "United States person" (as defined for U.S. federal income tax purposes).

In the case of shares of our common stock held by a partnership, the tax treatment of a partner generally will depend upon the status of the partner and the activities of the partnership.

This discussion is based on current provisions of the Internal Revenue Code, Treasury Regulations promulgated under the Internal Revenue Code, judicial opinions, published positions of the Internal Revenue Service ("IRS"), and other applicable authorities, all of which are subject to change or differing interpretations, possibly with retroactive effect. This discussion does not address all aspects of income and estate taxation or any aspects of state, local, or non-U.S. taxes, nor does it consider any specific facts or circumstances that may apply to particular Non-U.S. Holders that may be subject to special treatment under the U.S. federal tax laws, such as insurance companies, tax-exempt organizations, financial institutions, brokers and dealers in securities, and U.S. expatriates.

*You are urged to consult your tax adviser regarding the U.S. federal, state, local and non-U.S. income and other tax considerations of acquiring, holding and disposing of shares of our common stock.*

### **Dividends**

In general, dividends, if any, paid to a Non-U.S. Holder will be subject to U.S. withholding tax at a rate of 30% of the gross amount, or a lower rate prescribed by an applicable income tax treaty, unless the dividends are effectively connected with a trade or business carried on by the Non-U.S. Holder within the United States (or, in the case of an applicable income tax treaty, are attributable to a permanent establishment in the United States). Dividends that are effectively connected with such a U.S. trade or business (or attributable to a permanent establishment in the United States) generally will not be subject to U.S. withholding tax if the Non-U.S. Holder files the required forms, including IRS Form W-8ECI or any successor form, with the payor of the dividend, and instead will be subject to U.S. federal income tax on a net income basis, in the same manner as if the Non-U.S. Holder were a resident of the United States. A Non-U.S. Holder that is a corporation may be subject to an additional branch profits tax at a rate of 30%, or such lower rate as may be specified by an applicable income tax treaty. A Non-U.S. Holder is required to satisfy the certification requirements in order to claim a reduced rate of withholding tax under an applicable income tax treaty, including the filing of IRS Form W-8BEN or any successor form.

A Non-U.S. Holder of common stock that is eligible for a reduced rate of U.S. federal income tax withholding under a tax treaty may obtain a refund of any excess amounts withheld by filing an appropriate claim for refund with the IRS.

### **Gain on Sale or Other Disposition of Common Stock**

In general, a Non-U.S. Holder will not be subject to U.S. federal income tax on any gain realized upon the sale or other taxable disposition of shares of common stock so long as:

- the gain is not effectively connected with a trade or business carried on by the Non-U.S. Holder within the United States or, where an income tax treaty applies, the gain is not attributable to a U.S. permanent establishment of the Non-U.S. Holder;
- the Non-U.S. Holder is an individual and either is not present in the United States for 183 days or more in the taxable year of the disposition or does not have a "tax home" in the United States for U.S. federal income tax purposes and meets other requirements; and
- we are not and have not been a United States real property holding corporation for U.S. income tax purposes at any time during the five-year period preceding such sale or other disposition.

We believe that we have not been and are not currently a United States real property holding corporation, and we do not expect to become one in the future based on our anticipated business operations.

### **Estate Tax**

Common stock owned or treated as owned by an individual who is not a citizen or resident, as defined for U.S. federal estate tax purposes, of the United States at the time of death will be includible in the individual's gross estate for U.S. federal estate tax purposes and therefore may be subject to U.S. federal estate tax, unless an applicable estate tax treaty provides otherwise.

### **Information Reporting, Backup Withholding and Other Reporting Requirements**

We must report annually to the IRS and to each Non-U.S. Holder the amount of dividends paid to, and the tax withheld with respect to, each Non-U.S. Holder. These reporting requirements apply regardless of whether withholding was reduced or eliminated by an applicable tax treaty. Copies of this information also may be made available under the provisions of a specific treaty or agreement with the tax authorities in the country in which the Non-U.S. Holder resides or is established.

U.S. backup withholding tax is currently imposed at the rate of 28% on applicable payments to persons that fail to furnish the information required under the U.S. information reporting requirements. The payment of dividends or the payment of proceeds from the disposition of common stock to a Non-U.S. Holder may be subject to backup withholding unless the recipient certifies under penalties of perjury as to its foreign status and certain other requirements are met, or the Non-U.S. Holder otherwise establishes an exemption. The payment of proceeds from the disposition of common stock to or through a non-U.S. office of a broker generally will not be subject to backup withholding or information reporting; however, such a payment of proceeds may be subject to information reporting, but generally not backup withholding, if the broker is:

- a United States person;
- a "controlled foreign corporation" for U.S. federal income tax purposes;
- a foreign person 50% or more of whose gross income from a specified period is effectively connected with a U.S. trade or business; or

- a foreign partnership if at any time during its tax year either (i) one or more of its partners are United States persons who in the aggregate hold more than 50% of the income or capital interests in the partnership, or (ii) the foreign partnership is engaged in a U.S. trade or business.

Backup withholding is not an additional tax. Any amounts withheld under the backup withholding rules from a payment to a Non-U.S. Holder can be refunded or credited against the Non-U.S. Holder's U.S. federal income tax liability, if any, provided that the required information is furnished to the IRS in a timely manner.

## UNDERWRITING

Citigroup Global Markets Inc., Credit Suisse First Boston LLC, Merrill Lynch, Pierce, Fenner & Smith Incorporated and Deutsche Bank Securities Inc. are acting as joint book-running managers of the offering of common stock and as representatives of the underwriters named below. Subject to the terms and conditions stated in the underwriting agreement dated the date of this prospectus, each underwriter named below has agreed to purchase, and we and the selling stockholder have agreed to sell to that underwriter, the number of shares set forth opposite the underwriter's name.

Underwriter	Number of Shares
Citigroup Global Markets Inc.	
Credit Suisse First Boston LLC	
Merrill Lynch, Pierce, Fenner & Smith Incorporated	
Deutsche Bank Securities Inc.	
J.P. Morgan Securities Inc.	
Lehman Brothers Inc.	
UBS Securities LLC	
CIBC World Markets Corp.	
Jefferies & Company, Inc.	
Natexis Bleichroeder Inc.	
Scotia Capital (USA) Inc.	
WR Hambrecht + Co, LLC	
Total	55,681,819

The underwriting agreement relating to this offering provides that the obligations of the underwriters to purchase the shares of common stock included in this offering are subject to approval of legal matters by counsel and to other conditions. The underwriters are obligated to purchase all the shares (other than those covered by the over-allotment option described below) if they purchase any of the shares. If an underwriter defaults, the underwriting agreement provides that the purchase commitments of the non-defaulting underwriters may be increased or the underwriting agreement may be terminated.

The underwriters propose to offer some of the shares directly to the public at the public offering price set forth on the cover page of this prospectus and some of the shares to dealers at the public offering price less a concession not to exceed \$            per share. The underwriters may allow, and dealers may reallow, a concession not to exceed \$            per share on sales to other dealers. If all the shares are not sold at the initial offering price, the representatives may change the public offering price and the other selling terms. The representatives have advised us and the selling stockholder that the underwriters do not intend sales to discretionary accounts to exceed five percent of the total number of shares of our common stock offered by them.

The selling stockholder has granted to the underwriters an option, exercisable for 30 days from the date of this prospectus, to purchase up to 8,352,273 additional shares of common stock at the public offering price less the underwriting discount. The underwriters may exercise the option solely for the purpose of covering over-allotments, if any, in connection with the offering of common stock. To the extent the option is exercised, each underwriter must purchase a number of additional shares approximately proportionate to that underwriter's initial purchase commitment.

We, our executive officers and directors, the selling stockholder and substantially all of our other stockholders who collectively will own 67% of our outstanding common stock immediately after this offering, have agreed that, for a period of 180 days from the date of this prospectus, we and they will

not, subject to limited exceptions, without the prior written consent of Citigroup Global Markets Inc., offer, sell, contract to sell, pledge or otherwise dispose of, directly or indirectly, including the filing (or participation in the filing) of a registration statement under the Securities Act relating to, any shares of our common stock, including, without limitation, any shares of common stock acquired by such persons through our directed share program, or any securities convertible into or exchangeable for our common stock, including shares of our mandatory convertible preferred stock and shares of common stock issued upon conversion thereof. In the event that either (x) during the last 17 days of the 180-day period referred to above, we issue an earnings release or a press release announcing a significant event or (y) prior to the expiration of such 180 days, we announce that we will release earnings or issue a press release announcing a significant event during the 17-day period beginning on the last day of such 180-day period, the restrictions described above shall continue to apply until the expiration of the 17-day period beginning on the date of the earnings or the significant event press release. Citigroup Global Markets Inc. in its sole discretion may release any of the securities subject to these lock-up agreements at any time without notice. Citigroup Global Markets Inc. has advised us that (i) it has no present intent or arrangement to release any of the securities subject to the lock-up agreements, (ii) there are no specific criteria that Citigroup Global Markets Inc. will use in determining whether to release any shares from the lock-up agreements, (iii) the release of any shares will be considered on a case by case basis and (iv) the factors it could use in deciding whether to release shares may include the length of time before the lock-up expires, the number of shares involved, the reason for the requested release, market conditions, the trading price of our common stock, historical trading volumes of our common stock and whether the person seeking the release is an officer, director or affiliate of our company.

In addition, in connection with the exchange of HMP Warrants for shares of our common stock, the holders of the HMP Warrants are required to enter into the lock-up agreements described in "Shares Eligible for Future Sale."

At our request, the underwriters have reserved up to 5% of the shares of common stock for sale at the initial public offering price to persons who are directors, officers or employees, or who are otherwise associated with us, through a directed share program. The number of shares of common stock available for sale to the general public will be reduced by the number of directed shares purchased by participants in the program. Any directed shares not purchased will be offered by the underwriters to the general public on the same basis as all other shares of common stock offered. We have agreed to indemnify the underwriters against certain liabilities and expenses, including liabilities under the Securities Act, in connection with the sales of the directed shares.

Each underwriter has represented, warranted and agreed that:

- it has not offered or sold and, prior to the expiry of a period of six months from the closing date, will not offer or sell any shares included in this offering to persons in the United Kingdom except to persons whose ordinary activities involve them in acquiring, holding, managing or disposing of investments (as principal or agent) for the purposes of their businesses or otherwise in circumstances which have not resulted and will not result in an offer to the public in the United Kingdom within the meaning of the Public Offers of Securities Regulations 1995;
- it has only communicated and caused to be communicated and will only communicate or cause to be communicated any invitation or inducement to engage in investment activity (within the meaning of section 21 of the Financial Services and Markets Act 2000 ("FSMA")) received by it in connection with the issue or sale of any shares included in this offering in circumstances in which section 21(1) of the FSMA does not apply to us;
- it has complied and will comply with all applicable provisions of the FSMA with respect to anything done by it in relation to the shares included in this offering in, from or otherwise involving the United Kingdom;

- the offer in the Netherlands of the shares included in this offering is exclusively limited to persons who trade or invest in securities in the conduct of a profession or business (which include banks, stockbrokers, insurance companies, pension funds, other institutional investors and finance companies and treasury departments of large enterprises); and
- the shares offered in this prospectus have not been registered under the Securities and Exchange Law of Japan, and it has not offered or sold and will not offer or sell, directly or indirectly, the common stock in Japan or to or for the account of any resident of Japan, except (1) pursuant to an exemption from the registration requirements of the Securities and Exchange Law and (2) in compliance with any other applicable requirements of Japanese law.

Prior to this offering, there has been no public market for our common stock. Consequently, the initial public offering price for the shares was determined by negotiations among us, the selling stockholder and the representatives. Among the factors considered in determining the initial public offering price were our record of operations, our current financial condition, our future prospects, our markets, the economic conditions in and future prospects for the industry in which we compete, our management, and currently prevailing general conditions in the equity securities markets, including current market valuations of publicly traded companies considered comparable to our company. We cannot assure you, however, that the prices at which the shares will sell in the public market after this offering will not be lower than this initial public offering price or that an active trading market in our common stock will develop and continue after this offering.

The following table shows the underwriting discounts and commissions that we and the selling stockholder are to pay to the underwriters in connection with this offering of common stock. These amounts are shown assuming both no exercise and full exercise of the underwriters' option to purchase additional shares of common stock.

	Paid by us		Paid by selling stockholder	
	No Exercise	Full Exercise	No Exercise	Full Exercise
Per Share	\$	\$	\$	\$
Total	\$	\$	\$	\$

In connection with the offering, Merrill Lynch, Pierce, Fenner & Smith Incorporated, on behalf of the underwriters, may purchase and sell shares of common stock in the open market. These transactions may include short sales, syndicate covering transactions and stabilizing transactions. Short sales involve syndicate sales of common stock in excess of the number of shares to be purchased by the underwriters in the offering, which creates a syndicate short position. "Covered" short sales are sales of shares made in an amount up to the number of shares represented by the underwriters' over-allotment option. In determining the source of shares to close out the covered syndicate short position, the underwriters will consider, among other things, the price of shares available for purchase in the open market as compared to the price at which they may purchase shares through the over-allotment option. Transactions to close out the covered syndicate short involve either purchasers of the common stock in the open market after the distribution has been completed or the exercise of the over-allotment option. The underwriters may also make "naked" short sales of shares in excess of the over-allotment option. The underwriters must close out any naked short position by purchasing shares of common stock in the open market. A naked short position is more likely to be created if the underwriters are concerned that there may be downward pressure on the price of the shares in the open market after pricing that could adversely affect investors who purchase in the offering. Stabilizing transactions consist of bids for or purchases of shares in the open market while the offering is in progress.

The underwriters also may impose a penalty bid. Penalty bids permit the underwriters to reclaim a selling concession from a syndicate member when an underwriter repurchases shares originally sold by that syndicate member in order to cover syndicate short positions or make stabilizing purchases.

Any of these activities may have the effect of preventing or retarding a decline in the market price of the common stock. They may also cause the price of the common stock to be higher than the price that would otherwise exist in the open market in the absence of these transactions. The underwriters may conduct these transactions on the New York Stock Exchange or in the over-the-counter market, or otherwise. If the underwriters commence any of these transactions, they may discontinue them at any time.

We expect the shares to be approved for listing on the New York Stock Exchange under the symbol "HUN." In order to meet the requirements for listing on the New York Stock Exchange, the underwriters have undertaken to sell at least 100 shares to each of at least 2,000 U.S. stockholders and to meet certain other distribution requirements required by the New York Stock Exchange.

We will pay all of the expenses of the offering, including those of the selling stockholder (other than underwriting discounts and commissions relating to the shares sold by the selling stockholder). We estimate that the total expenses of the offering will be approximately \$20 million.

An affiliate of Deutsche Bank Securities Inc. is an agent and a lender, J.P. Morgan Securities Inc. is an agent and a lender and Natexis Bleichroeder Inc. is a lender under the HLLC Credit Facilities. In such capacities, each has received customary fees for such services. An affiliate of Deutsche Bank Securities Inc. is an agent and a lender, and affiliates of Credit Suisse First Boston LLC, Citigroup Global Markets Inc., Merrill Lynch, Pierce, Fenner & Smith Incorporated, J.P. Morgan Securities Inc., Lehman Brothers Inc., UBS Securities LLC, Scotia Capital (USA) Inc. and Natexis Bleichroeder Inc. are lenders, under the HI Credit Facility. In such capacities, each has received customary fees for such services. In addition, Credit Suisse First Boston LLC and certain of its affiliates and employees are limited partners in MatlinPatterson and, therefore, have an indirect economic interest in our company. Affiliates of Credit Suisse First Boston LLC provide private banking services to Jon M. Huntsman and other members of the Huntsman family from time to time, including asset management, retail brokerage and margin lending services on customary terms. Credit Suisse First Boston LLC, Deutsche Bank Securities Inc., Citigroup Global Markets Inc., J.P. Morgan Securities Inc., CIBC World Markets Corp. and UBS Securities LLC acted as initial purchasers in the HLLC Senior Secured Notes offering in September 2003, Deutsche Bank Securities Inc. and Credit Suisse First Boston LLC acted as initial purchasers in the HI Senior Subordinated Notes offering in December 2004, Deutsche Bank Securities Inc. and Credit Suisse First Boston LLC acted as initial purchasers in the HLLC Senior Secured Notes offering in December 2003, and Credit Suisse First Boston LLC, Citigroup Global Markets Inc., Deutsche Bank Securities Inc., J.P. Morgan Securities Inc., UBS Securities LLC and Merrill Lynch, Pierce, Fenner & Smith Incorporated acted as initial purchasers in the HLLC Senior Notes offering in June 2004. In such capacities, each has received customary fees and commissions for such services.

Credit Suisse First Boston LLC and CIBC World Markets Corp. acted as initial purchasers in the HMP Discount Notes offering in May 2003, and Deutsche Bank Securities Inc. and Credit Suisse First Boston LLC acted as initial purchasers in the HI Senior Notes offering in April 2003. In such capacities, each received customary fees and commissions for such services. CIBC World Markets Corp. has been engaged to act as a financial advisor to HMP in connection with certain matters relating to this offering and received customary fees and commissions for such services. Deutsche Bank Securities Inc. and UBS Securities LLC acted as initial purchasers in connection with the AdMat Senior Secured Notes offering in June 2003, and an affiliate of Deutsche Bank Securities Inc. is an agent and a lender, and affiliates of Credit Suisse First Boston LLC, CIBC World Markets Corp. and UBS Securities LLC are lenders, under the AdMat Revolving Credit Facility. In such capacities, each has received customary fees and commissions.

Each of the underwriters is also acting as an underwriter in our concurrent public offering of mandatory convertible preferred stock and will receive a customary fee for such service.

The underwriters and their affiliates have performed other investment banking and advisory services for us and our affiliates from time to time for which they received customary fees and expenses. The underwriters may, from time to time, engage in transactions and perform services for us, our subsidiaries or our affiliates in the ordinary course of their business.

A prospectus in electronic format may be made available on the websites maintained by one or more of the underwriters. The representatives may agree to allocate a number of shares to underwriters for sale to their online brokerage account holders. The representatives will allocate shares to underwriters that may make Internet distributions on the same basis as other allocations. In addition, shares may be sold by the underwriters to securities dealers who resell shares to online brokerage account holders.

We and the selling stockholder have agreed to indemnify the underwriters against certain liabilities, including liabilities under the Securities Act of 1933, or to contribute to payments the underwriters may be required to make because of any of those liabilities.

## **LEGAL MATTERS**

The validity of the securities offered by this prospectus will be passed upon for us by Vinson & Elkins L.L.P., Houston, Texas. The underwriters have been represented by Skadden, Arps, Slate, Meagher & Flom LLP, New York, New York.

## **EXPERTS**

The consolidated financial statements of Huntsman Holdings, LLC and subsidiaries as of September 30, 2004, December 31, 2003 and 2002 and for the nine months ended September 30, 2004, and for each of the three years in the period ended December 31, 2003, included in this prospectus and the related financial statement schedules have been audited by Deloitte & Touche LLP, an independent registered public accounting firm, as stated in their report appearing herein (which report expresses an unqualified opinion and includes explanatory paragraphs regarding (i) the change in method of computing depreciation expense in 2003 and (ii) the adoption of SFAS Nos. 141 and 142 in 2002 and SFAS No. 133 in 2001), and have been so included in reliance upon the report of such firm given upon their authority as experts in accounting and auditing.

The balance sheet of Huntsman Corporation as of October 31, 2004, included in this prospectus has been audited by Deloitte & Touche LLP, an independent registered public accounting firm, as stated in their report appearing herein, and has been so included in reliance upon the report of such firm given upon their authority as experts in accounting and auditing.

The financial statements of Huntsman Advanced Materials LLC and subsidiaries as of December 31, 2003 and for the six months ended December 31, 2003, included in this prospectus have been audited by Deloitte & Touche LLP, an independent registered public accounting firm, as stated in their report appearing herein (which report expresses an unqualified opinion and includes an explanatory paragraph regarding the restatement of the consolidated statements of equity and cash flows), and have been so included in reliance upon the report of such firm given upon their authority as experts in accounting and auditing.

The financial statements of Vantico Group S.A. and subsidiaries as of December 31, 2002 and for the six months ended June 30, 2003 and for the years ended December 31, 2002 and 2001, included in this prospectus have been audited by Deloitte S.A., an independent registered public accounting firm, as stated in their report appearing herein (which report expresses an unqualified opinion and includes an explanatory paragraph regarding the adoption of SFAS No. 142 in 2002), and have been so included in reliance upon the report of such firm given upon their authority as experts in accounting and auditing.

The financial statements of Huntsman International Holdings LLC as of December 31, 2002 and 2001 and for each of the three years in the period ended December 31, 2002, included in this prospectus have been audited by Deloitte & Touche LLP, an independent registered public accounting firm, as stated in their report appearing herein (which report expresses an unqualified opinion and includes explanatory paragraphs regarding (i) the adoption of SFAS No. 142 in 2002 and SFAS No. 133 in 2001 and (ii) the restatement of the consolidated statements of cash flows), and have been so included in reliance upon the report of such firm given upon their authority as experts in accounting and auditing.

#### **WHERE YOU CAN FIND MORE INFORMATION**

We have filed with the SEC a registration statement on Form S-1. This prospectus, which forms a part of the registration statement, does not contain all the information included in the registration statement. Certain information is omitted and you should refer to the registration statement and its exhibits. With respect to references made in this prospectus to any of our contracts or other documents, such references are not necessarily complete and you should refer to the exhibits attached to the registration statement for copies of the actual contract or document. You may read and copy the registration statement, including exhibits and schedules filed with it, at the SEC's public reference facilities in Room 1024, Judiciary Plaza, 450 Fifth Street, N.W., Washington, D.C. 20549. You may obtain information on the operation of the SEC's public reference facilities by calling the SEC at 1-800-SEC-0330. The SEC maintains a website (<http://www.sec.gov>) that contains reports, proxy and information statements and other information regarding registrants, such as us, that file electronically with the SEC.

Upon completion of this offering, we will become subject to the information and periodic reporting requirements under the Exchange Act and, in accordance with this law, will file periodic reports, proxy statements and other information with the SEC. These periodic reports, proxy statements and other information will be available for inspection and copying at the SEC's public reference facilities and the website of the SEC referred to above.

## GLOSSARY OF CHEMICAL ABBREVIATIONS

<i>APAO</i>	Amorphous polyalphaolefin
<i>BDO</i>	Butadienol
<i>BLR</i>	Basic liquid epoxy resin
<i>DEG</i>	Diethylene glycol
<i>DGA™</i>	DiGlycolAmine
<i>DPA</i>	Diphenylamine
<i>EG</i>	Ethylene glycol
<i>EO</i>	Ethylene oxide
<i>EPP</i>	Expandable polypropylene
<i>EPS</i>	Expandable polystyrene
<i>HDPE</i>	High-density polyethylene
<i>LAB</i>	Linear alkylbenzene
<i>LAS</i>	Linear alkylbenzene sulfonate
<i>LDPE</i>	Low-density polyethylene
<i>LLDPE</i>	Linear low-density polyethylene
<i>LNG</i>	Liquefied natural gas
<i>MDI</i>	Diphenylmethane diisocyanate
<i>MEG</i>	Monoethylene glycol
<i>MNB</i>	Mononitrobenzene
<i>MTBE</i>	Methyl tertiary butyl ether
<i>NGL</i>	Natural gas liquid
<i>PET</i>	Polyethylene terephthalate
<i>PG</i>	Propylene glycol
<i>PO</i>	Propylene oxide
<i>PTA</i>	Purified terephthalic acid
<i>PVC</i>	Polyvinyl chloride
<i>SB</i>	Styrene-butadiene
<i>SBR</i>	Styrene-butadiene rubber
<i>TBA</i>	Tertiary butyl alcohol
<i>TBHP</i>	Tertiary butyl hydroperoxide
<i>TDI</i>	Toluene diisocyanate
<i>TEG</i>	Triethylene glycol
<i>TPO</i>	Thermoplastic polyolefin
<i>TPU</i>	Thermoplastic polyurethane
<i>UPR</i>	Unsaturated polyester resin

## INDEX TO FINANCIAL STATEMENTS

### **Huntsman Holdings, LLC and Subsidiaries Consolidated Financial Statements**

[Report of Independent Registered Public Accounting Firm](#)

[Consolidated Balance Sheets as of September 30, 2004, and December 31, 2003 and 2002](#)

[Consolidated Statements of Operations and Comprehensive Loss for the Nine Months ended September 30, 2004 and 2003 and the Years Ended December 31, 2003, 2002 and 2001](#)

[Consolidated Statements of Equity for the Nine Months Ended September 30, 2004 and the Years Ended December 31, 2003, 2002 and 2001](#)

[Consolidated Statements of Cash Flows for the Nine Months Ended September 30, 2004 and 2003 and the Years Ended December 31, 2003, 2002 and 2001](#)

[Notes to Consolidated Financial Statements](#)

### **Huntsman Corporation Balance Sheet**

[Report of Independent Registered Public Accounting Firm](#)

[Balance Sheet](#)

[Note to Balance Sheet](#)

### **Huntsman Advanced Materials LLC and Subsidiaries Consolidated Financial Statements**

[Report of Independent Registered Public Accounting Firm](#)

[Report of Independent Registered Public Accounting Firm](#)

[Consolidated Balance Sheets as of December 31, 2003 and 2002](#)

[Consolidated Statements of Operations and Comprehensive Loss for the Six Months ended December 31, 2003 and June 30, 2003 and for the years ended December 31, 2002 and 2001](#)

[Consolidated Statements of Equity as of June 30, 2003 and December 31, 2003](#)

[Consolidated Statements of Cash Flows for the six months ended December 31, 2003 and June 30, 2003 and for the years ended December 31, 2002 and 2001](#)

[Notes to Consolidated Financial Statements](#)

### **Huntsman International Holdings LLC and Subsidiaries Unaudited Consolidated Financial Statements**

[Unaudited Consolidated Condensed Balance Sheets as of March 31, 2003 and December 31, 2002](#)

[Unaudited Consolidated Condensed Statements of Operations and Comprehensive Loss for the Three Months Ended March 31, 2003 and 2002](#)

[Unaudited Consolidated Statement of Changes in Members' Equity for the Three Months Ended March 31, 2003](#)

[Unaudited Consolidated Condensed Statements of Cash Flows for the Three Months Ended March 31, 2003 and 2002](#)

[Notes to Unaudited Consolidated Financial Statements](#)

### **Huntsman International Holdings LLC and Subsidiaries Consolidated Financial Statements**

[Independent Auditors' Report](#)

[Consolidated Balance Sheets as of December 31, 2002 and 2001](#)

[Consolidated Statements of Operations and Comprehensive Income \(Loss\) for the Years Ended December 31, 2002, 2001 and 2000](#)

[Consolidated Statements of Equity for the Years Ended December 31, 2002, 2001 and 2000](#)

[Consolidated Statements of Cash Flows for the Years Ended December 31, 2002, 2001 and 2000](#)

[Notes to Consolidated Financial Statements](#)

## REPORT OF INDEPENDENT REGISTERED PUBLIC ACCOUNTING FIRM

### To the Board of Managers and Members of Huntsman Holdings, LLC and Subsidiaries:

We have audited the accompanying consolidated balance sheets of Huntsman Holdings, LLC, the ultimate parent of Huntsman LLC (formerly Huntsman Corporation), and subsidiaries (the "Company") as of September 30, 2004, December 31, 2003 and 2002, and the related consolidated statements of operations and comprehensive loss, members' equity (deficit), and cash flows for the nine months ended September 30, 2004 and each of the three years in the period ended December 31, 2003. These financial statements are the responsibility of the Company's management. Our responsibility is to express an opinion on these financial statements based on our audits.

We conducted our audits in accordance with the standards of the Public Company Accounting Oversight Board (United States). Those standards require that we plan and perform the audit to obtain reasonable assurance about whether the financial statements are free of material misstatement. An audit includes examining, on a test basis, evidence supporting the amounts and disclosures in the financial statements. An audit also includes assessing the accounting principles used and significant estimates made by management, as well as evaluating the overall financial statement presentation. We believe that our audits provide a reasonable basis for our opinion.

In our opinion, such consolidated financial statements present fairly, in all material respects, the financial position of Huntsman Holdings, LLC and subsidiaries as of September 30, 2004, December 31, 2003 and 2002, and the results of their operations and their cash flows for the nine months ended September 30, 2004 and each of the three years in the period ended December 31, 2003, in conformity with accounting principles generally accepted in the United States of America.

As discussed in Note 1 to the consolidated financial statements of Huntsman Holdings, LLC presented herein, the consolidated financial statements reflect the financial position and results of operations and cash flows as if Huntsman LLC (formerly Huntsman Corporation) and Huntsman Holdings, LLC were combined for all periods presented.

As discussed in Note 2 to the consolidated financial statements, the Company changed its method of computing depreciation for certain assets effective January 1, 2003. In addition, the Company adopted Statements of Financial Accounting Standards Nos. 141 and 142 effective January 1, 2002 and adopted Statement of Financial Accounting Standards No. 133, as amended effective January 1, 2001.

/s/ DELOITTE & TOUCHE LLP

Houston, Texas  
January 5, 2005

**HUNTSMAN HOLDINGS, LLC AND SUBSIDIARIES**  
**CONSOLIDATED BALANCE SHEETS (Dollars in Millions)**

	September 30, 2004	December 31, 2003	December 31, 2002
<b>ASSETS</b>			
<b>Current assets:</b>			
Cash and cash equivalents	\$ 221.0	\$ 197.8	\$ 22.5
Restricted cash	18.1	10.5	9.1
Accounts and notes receivables (net of allowance for doubtful accounts of \$23.7, \$26.5 and \$7.5, respectively)	1,395.8	1,096.1	325.4
Accounts receivable from affiliates	7.5	6.6	70.8
Inventories	1,132.6	1,039.3	298.1
Prepaid expenses	70.6	39.6	27.7
Deferred income taxes	20.6	14.7	13.0
Other current assets	69.5	108.3	2.2
<b>Total current assets</b>	<b>2,935.7</b>	<b>2,512.9</b>	<b>768.8</b>
Property, plant and equipment, net	5,014.8	5,079.3	1,287.2
Investment in unconsolidated affiliates	167.5	158.0	242.9
Intangible assets, net	264.8	316.8	39.6
Goodwill	3.3	3.3	3.3
Deferred income taxes	21.3	28.8	—
Notes receivable from affiliates	28.9	25.3	296.0
Other noncurrent assets	557.5	613.0	109.4
<b>Total assets</b>	<b>\$ 8,993.8</b>	<b>\$ 8,737.4</b>	<b>\$ 2,747.2</b>
<b>LIABILITIES AND DEFICIT</b>			
<b>Current liabilities:</b>			
Accounts payable	\$ 887.1	\$ 812.0	\$ 226.2
Accounts payable to affiliates	32.6	20.1	16.4
Accrued liabilities	689.8	702.0	200.3
Deferred income taxes	18.9	15.1	—
Notes payable to Imperial Chemical Industries PLC	—	—	105.7
Current portion of long-term debt	54.8	135.8	63.8
Current portion of long-term debt—affiliates	—	1.3	—
<b>Total current liabilities</b>	<b>1,683.2</b>	<b>1,686.3</b>	<b>612.4</b>
Long-term debt	6,106.4	5,737.5	1,641.4
Long-term debt—affiliates	39.5	35.5	30.9
Deferred income taxes	242.1	234.8	13.0
Other noncurrent liabilities	653.2	584.7	234.3
<b>Total liabilities</b>	<b>8,724.4</b>	<b>8,278.8</b>	<b>2,532.0</b>
Minority interests in common stock of consolidated subsidiary	29.2	30.5	—
Warrants issued by consolidated subsidiary	128.7	128.7	—
Redeemable preferred member's interest	552.9	487.1	412.8
<b>Commitments and contingencies (Notes 21 and 23)</b>			
<b>Members' Deficit:</b>			
Preferred members' interest (liquidation preference of \$513.3)	195.7	194.4	—
Common members' interest:			
Class A units, 10,000,000 issued and outstanding, no par value	—	—	—
Class B units, 10,000,000 issued and outstanding, no par value	—	—	—
Additional paid-in capital	734.4	800.2	857.2
Accumulated other comprehensive income (loss)	98.5	61.2	(131.1)
Accumulated deficit	(1,470.0)	(1,243.5)	(923.7)
<b>Total members' deficit</b>	<b>(441.4)</b>	<b>(187.7)</b>	<b>(197.6)</b>
<b>Total liabilities and members' deficit</b>	<b>\$ 8,993.8</b>	<b>\$ 8,737.4</b>	<b>\$ 2,747.2</b>

See accompanying notes to consolidated financial statements

**HUNTSMAN HOLDINGS, LLC AND SUBSIDIARIES**  
**CONSOLIDATED STATEMENTS OF OPERATIONS AND**

**COMPREHENSIVE LOSS (Dollars in Millions, except loss per common members' unit)**

	Nine Months ended September 30,		Year ended December 31,		
	2004	2003	2003	2002	2001
	(Unaudited)				
<b>Revenues:</b>					
Trade sales	\$ 8,323.6	\$ 4,632.5	\$ 6,990.2	\$ 2,494.8	\$ 2,577.1
Related party sales	34.1	78.6	90.7	166.2	180.3
<b>Total revenues</b>	<b>8,357.7</b>	<b>4,711.1</b>	<b>7,080.9</b>	<b>2,661.0</b>	<b>2,757.4</b>
<b>Cost of goods sold</b>	<b>7,358.0</b>	<b>4,258.7</b>	<b>6,373.1</b>	<b>2,421.0</b>	<b>2,666.6</b>
<b>Gross profit</b>	<b>999.7</b>	<b>452.4</b>	<b>707.8</b>	<b>240.0</b>	<b>90.8</b>
<b>Expenses:</b>					
Selling, general and administrative	512.1	313.0	482.8	151.9	181.0
Research and development	62.2	42.9	65.6	23.8	32.7
Other operating expense (income)	6.6	(22.6)	(55.0)	(1.0)	(2.0)
Restructuring and plant closing costs (credit)	202.4	27.2	37.9	(1.0)	66.7
Goodwill impairment	—	—	—	—	33.8
Other asset impairment charges	—	—	—	—	488.0
Total expenses	783.3	360.5	531.3	173.7	800.2
<b>Operating income (loss)</b>	<b>216.4</b>	<b>91.9</b>	<b>176.5</b>	<b>66.3</b>	<b>(709.4)</b>
Interest expense	(459.5)	(279.9)	(428.3)	(195.0)	(239.3)
Interest income—affiliate	—	19.2	19.2	13.1	—
Loss on accounts receivable securitization program	(10.2)	(11.9)	(20.4)	—	(5.9)
Equity in income (losses) of investment in unconsolidated affiliates	3.0	(38.2)	(37.5)	(31.4)	(86.8)
Other (expense) income	(0.8)	0.4	—	(7.6)	0.6
<b>Loss before income tax benefit, minority interests, and cumulative effect of accounting changes</b>	<b>(251.1)</b>	<b>(218.5)</b>	<b>(290.5)</b>	<b>(154.6)</b>	<b>(1,040.8)</b>
Income tax (benefit) expense	(25.7)	(3.8)	30.8	8.5	(184.9)
<b>Loss before minority interest and cumulative effect of accounting changes</b>	<b>(225.4)</b>	<b>(214.7)</b>	<b>(321.3)</b>	<b>(163.1)</b>	<b>(855.9)</b>
Minority interest in subsidiaries' (income) loss	(1.1)	0.5	1.5	(28.8)	13.1
Cumulative effect of accounting changes	—	—	—	169.7	0.1
<b>Net loss</b>	<b>(226.5)</b>	<b>(214.2)</b>	<b>(319.8)</b>	<b>(22.2)</b>	<b>(842.7)</b>
Preferred members' interest dividend	(65.8)	(55.7)	(74.3)	(17.8)	—
<b>Net loss available to common member holders</b>	<b>\$ (292.3)</b>	<b>\$ (269.9)</b>	<b>\$ (394.1)</b>	<b>\$ (40.0)</b>	<b>\$ (842.7)</b>
<b>Net Loss</b>	<b>\$ (226.5)</b>	<b>\$ (214.2)</b>	<b>\$ (319.8)</b>	<b>\$ (22.2)</b>	<b>\$ (842.7)</b>
Other comprehensive (loss) income	(12.0)	101.6	241.6	10.2	(73.5)
<b>Comprehensive loss</b>	<b>\$ (238.5)</b>	<b>\$ (112.6)</b>	<b>\$ (78.2)</b>	<b>\$ (12.0)</b>	<b>\$ (916.2)</b>
<b>Basic and diluted loss per common members' unit:</b>					
Loss from continuing operations	\$ (14.61)	\$ (13.49)	\$ (19.70)	\$ (10.49)	\$ (42.13)
Cumulative effect of accounting changes	—	—	—	8.49	—
<b>Net loss</b>	<b>\$ (14.61)</b>	<b>\$ (13.49)</b>	<b>\$ (19.70)</b>	<b>\$ (2.00)</b>	<b>\$ (42.13)</b>

See accompanying notes to consolidated financial statements

**HUNTSMAN HOLDINGS, LLC AND SUBSIDIARIES**  
**CONSOLIDATED STATEMENTS OF MEMBERS' EQUITY (DEFICIT)**

(Dollars in Millions)

	Common stock	Preferred members' interest	Class A Common members' interest	Class B Common members' interest	Additional paid-in capital	Accumulated deficit	Accumulated other comprehen-sive income (loss)	Total	Mandatorily redeemable preferred member's interest
Balance, January 1, 2001	\$ 181.0	\$ 88.5	\$ —	\$ —	\$ —	\$ (58.8)	\$ (67.8)	\$ 142.9	\$ —
Issuance of preferred stock	—	11.5	—	—	—	—	—	11.5	—
Net loss	—	—	—	—	—	(842.7)	—	(842.7)	—
Other comprehensive loss	—	—	—	—	—	—	(73.5)	(73.5)	—
Balance, December 31, 2001	181.0	100.0	—	—	—	(901.5)	(141.3)	(761.8)	—
Recapitalization and member contribution for/of:									
Initial capitalization of Huntsman Holdings	(181.0)	(100.0)	—	—	274.0	—	—	(7.0)	7.0
Exchange of debt for equity	—	—	—	—	361.7	—	—	361.7	391.4
Expenses of exchange of debt	—	—	—	—	(4.9)	—	—	(4.9)	(5.2)
Acquisition of minority interests in affiliates (Note 1)	—	—	—	—	71.1	—	—	71.1	—
Notes receivable from HIH and payable to ICI	—	—	—	—	169.7	—	—	169.7	—
Cash contribution	—	—	—	—	3.4	—	—	3.4	—
Net loss	—	—	—	—	—	(22.2)	—	(22.2)	—
Other comprehensive income	—	—	—	—	—	—	10.2	10.2	1.8
Dividends accrued on mandatorily redeemable preferred member's interest	—	—	—	—	(17.8)	—	—	(17.8)	17.8
Balance, December 31, 2002	—	—	—	—	857.2	(923.7)	(131.1)	(197.6)	412.8
Acquisition of subsidiary debt at less than carrying amount	—	—	—	—	19.5	—	—	19.5	—
Distribution to member	—	—	—	—	(2.2)	—	—	(2.2)	—
Preferred shares issued in exchange for investment in Advanced Materials	—	194.4	—	—	—	—	—	194.4	—
Investment	—	—	—	—	—	—	—	—	—
Net loss	—	—	—	—	—	(319.8)	—	(319.8)	—
Other comprehensive income	—	—	—	—	—	—	241.6	241.6	—
Accumulated other comprehensive loss of HIH at May 1, 2003 (date of consolidation)	—	—	—	—	—	—	(49.3)	(49.3)	—
Dividends accrued on mandatorily redeemable preferred member's interest	—	—	—	—	(74.3)	—	—	(74.3)	74.3
Balance, December 31, 2003	—	194.4	—	—	800.2	(1,243.5)	61.2	(187.7)	487.1
Net loss	—	—	—	—	—	(226.5)	—	(226.5)	—
Purchase accounting adjustment	—	1.3	—	—	—	—	49.3	50.6	—
Other comprehensive loss	—	—	—	—	—	—	(12.0)	(12.0)	—
Dividends accrued on redeemable preferred member's interest	—	—	—	—	(65.8)	—	—	(65.8)	65.8
Balance, September 30, 2004	\$ —	\$ 195.7	\$ —	\$ —	\$ 734.4	\$ (1,470.0)	\$ 98.5	\$ (441.4)	\$ 552.9

See accompanying notes to consolidated financial statements

**HUNTSMAN HOLDINGS, LLC AND SUBSIDIARIES**

**CONSOLIDATED STATEMENTS OF CASH FLOWS**

**(Dollars in Millions)**

	Nine Months ended September 30,		Year ended December 31,		
	2004	2003	2003	2002	2001
	(Unaudited)				
<b>Cash Flows From Operating Activities:</b>					
Net loss	\$ (226.5)	\$ (214.2)	\$ (319.8)	\$ (22.2)	\$ (842.7)
Adjustments to reconcile net loss to net cash provided by (used in) operating activities:					
Cumulative effect of accounting change	—	—	—	(169.7)	(0.1)
Equity in (income) losses of investment in unconsolidated affiliates	(3.0)	38.2	37.5	31.4	86.8
Depreciation and amortization	410.3	230.5	353.4	152.7	197.5
Provision for losses on accounts receivable	2.1	3.8	11.3	(1.8)	1.3
Noncash restructuring, plant closing, and asset impairment charges (credits)	109.0	12.3	9.7	(5.3)	528.2
Loss (gain) on disposal of plant and equipment	1.3	3.0	2.4	0.5	(4.8)
Loss on disposal of exchangeable preferred stock	—	—	—	—	7.0
Loss on sale of nonqualified plan securities	—	—	—	—	4.2
Loss on early extinguishment of debt	1.9	—	—	6.7	1.1
Noncash interest expense	120.0	64.7	111.8	7.6	10.4
Noncash interest on affiliate debt	(2.0)	(20.2)	(21.1)	(13.1)	—
Deferred income taxes	(55.8)	(27.8)	(3.6)	—	(184.5)
Unrealized gains on foreign currency transactions	(26.1)	(17.4)	(58.3)	—	—
Minority interests in subsidiaries income (loss)	1.1	(0.5)	(1.5)	28.8	(13.1)
Changes in operating assets and liabilities (net of acquisitions):					
Accounts and notes receivables	(231.8)	14.7	81.0	(48.2)	3.6
Change in receivables sold, net	(64.9)	(10.2)	(11.5)	—	—
Inventories	(97.7)	51.8	87.8	1.3	62.0
Prepaid expenses	12.2	(34.9)	(2.8)	(12.3)	21.2
Other current assets	16.9	(9.4)	(15.9)	—	—
Other noncurrent assets	(39.8)	(28.3)	(24.3)	(6.4)	83.4
Accounts payable	104.3	(101.6)	(71.5)	56.9	(167.0)
Accrued liabilities	(2.2)	7.3	71.5	67.5	(11.6)
Other noncurrent liabilities	26.6	1.4	(10.7)	14.3	(69.9)
<b>Net cash provided by (used in) operating activities</b>	<b>55.9</b>	<b>(36.8)</b>	<b>225.4</b>	<b>88.7</b>	<b>(287.0)</b>
<b>Investing Activities:</b>					
Capital expenditures	(145.0)	(129.9)	(191.0)	(70.2)	(76.4)
Proceeds from sale of assets	3.3	0.1	0.3	—	17.2
Cash paid for intangible asset	—	—	(2.3)	—	—
Advances to unconsolidated affiliates	(2.4)	(3.2)	(7.8)	(7.5)	(6.1)
Investment in unconsolidated affiliates	(11.8)	(6.1)	—	—	—
Net cash received from unconsolidated affiliates	10.1	2.4	—	—	—
Acquisition of minority interest	(7.3)	(286.0)	(286.0)	—	—
Change in restricted cash	(7.6)	0.9	(1.4)	53.2	(62.3)
Cash portion of AdMat acquisition	—	(397.6)	(397.6)	—	—
Purchase of Vantico senior notes	—	(22.7)	(22.7)	—	—
Proceeds from sale of nonqualified plan assets	—	—	—	—	191.0
Proceeds from sale of exchangeable preferred stock	—	—	—	—	22.8
<b>Net cash (used in) provided by investing activities</b>	<b>(160.7)</b>	<b>(842.1)</b>	<b>(908.5)</b>	<b>(24.5)</b>	<b>86.2</b>
<b>Financing Activities:</b>					
Net borrowings (repayment) under revolving loan facilities	70.8	59.3	(201.4)	32.1	202.8
Net (repayment of) borrowings on overdraft	(7.5)	—	7.5	—	—
Repayment of long-term debt	(1,729.3)	(251.9)	(426.6)	(121.6)	(166.8)
Proceeds from long-term debt	1,827.5	1,034.3	1,288.6	—	110.0
Repayment of note payable	(10.5)	(104.3)	(105.7)	—	—
Proceeds from issuance of subsidiary warrants	—	104.2	130.0	—	—
Cash paid for reacquired subsidiary warrants	—	—	(1.3)	—	—
Proceeds from subordinated note issued to an affiliated entity	—	—	—	—	25.0
Shares of subsidiary issued to minority interests for cash	2.7	1.8	1.7	—	—
Cost of raising subsidiary equity capital	—	(10.1)	(10.1)	—	—
Debt issuance costs	(25.5)	(47.8)	(58.2)	(16.6)	(0.3)
(Distribution to) capital contribution from members	—	(2.2)	(2.2)	5.2	—
Cash contributed to subsidiary later exchanged for preferred tracking stock	—	164.4	164.4	—	—
Cash acquired in acquisition of equity method affiliate	—	—	—	7.9	—
Proceeds from issuance of preferred stock	—	—	—	—	11.5
<b>Net cash provided by (used in) financing activities</b>	<b>128.2</b>	<b>947.7</b>	<b>786.7</b>	<b>(93.0)</b>	<b>182.2</b>
Effect of exchange rate changes on cash	(0.2)	5.3	9.5	3.6	(6.4)
Increase (decrease) in cash and cash equivalents	23.2	74.1	113.1	(25.2)	(25.0)
Cash and cash equivalents at beginning of period	197.8	22.5	22.5	47.7	72.7
Cash and cash equivalents of HIH at May 1, 2003 (date of consolidation)	—	62.2	62.2	—	—
Cash and cash equivalents at end of period	\$ 221.0	\$ 158.8	\$ 197.8	\$ 22.5	\$ 47.7
<b>Supplemental cash flow information:</b>					
Cash paid for interest, net of amounts capitalized	\$ 372.1	\$ 218.3	\$ 263.9	\$ 104.4	\$ 217.2
Cash paid for income taxes	22.5	7.7	8.4	(1.5)	(10.3)



**Supplemental non-cash investing and financing activities:**

The Company finances a portion of its property and liability insurance premiums with third parties. During the nine months ended September 30, 2004 and 2003 and the year ended December 31, 2003, 2002 and 2001, the Company issued notes payable for approximately \$34.2 million, \$4.1 million, \$9.3 million, \$2.3 million and \$2.5 million, respectively, and recorded prepaid insurance for the same amount, which will be amortized over the period covered.

On June 30, 2003, MatlinPatterson Global Opportunities Partners, L.P. contributed its 100% of Huntsman Advanced Materials Investment LLC's common equity to the Company in exchange for \$194.4 million of preferred members' interests. For further discussion, see Note 1.

On September 30, 2002, the Company issued common units of membership interests and the unit of mandatorily redeemable preferred membership interest in exchange for subordinated notes payable of its wholly owned subsidiaries, Huntsman LLC and Huntsman Polymers Corporation. The value assigned to the units was equal to the net book value of the debt exchanged of \$753.1 million including accrued interest, less deferred debt issuance costs.

On September 30, 2002, the Company issued common units of membership interest in exchange for the following interests: (1) the remaining 20% interest in JK Holdings Corporation and the remaining 20% interest in Huntsman Surfactants Technology Corporation, both previously accounted for as consolidated subsidiaries, (2) the remaining 50% interest in Huntsman Chemical Australia Unit Trust and HCPH Holdings Pty Limited, formerly accounted for as an investment in unconsolidated affiliates using equity method accounting; and (3) the remaining 19.9% interest in Huntsman Specialty Chemicals Holding Corporation. The value assigned to the units issued was equal to the fair value of the assets acquired (including cash of \$7.9 million and net debt assumed of \$35.3 million).

On September 30, 2002, the Company issued common units of membership interest in exchange for subordinated discount notes receivable of Huntsman International Holdings LLC valued at \$273.1 million (including accrued interest of \$13.1 million) and a payable to Imperial Chemical Industries PLC of \$103.5 million (including accrued interest of \$3.5 million). The net contribution to the Company of \$169.7 million has been assigned as the value of the units issued.

During 2001, the Company executed a capital lease and recorded a \$4.9 million increase to long-term debt and property, plant and equipment.

See accompanying notes to consolidated financial statements

**HUNTSMAN HOLDINGS, LLC AND SUBSIDIARIES**  
**NOTES TO CONSOLIDATED FINANCIAL STATEMENTS**

**1. General**

***Description of Business***

Huntsman Holdings, LLC (the "Company" and, unless the context otherwise requires, including its subsidiaries) is a global manufacturer and marketer of differentiated and commodity chemicals. The Company produces a wide range of products for a variety of global industries, including the chemical, plastics, automotive, aviation, footwear, paints and coatings, construction, technology, agriculture, healthcare, consumer products, textile, furniture, appliance and packaging industries. The Company operates at facilities located in North America, Europe, Asia, Australia, South America and Africa. The Company's business is organized into six reportable operating segments: Polyurethanes, Advanced Materials, Performance Products, Polymers, Pigments and Base Chemicals.

In this report, "HGI" refers to Huntsman Group Inc. (a 100% owned subsidiary of the Company), "HMP" refers to HMP Equity Holdings Corporation (a 100% owned subsidiary of HGI) and, unless the context otherwise requires, its subsidiaries, "HLLC" or "Huntsman LLC" refers to Huntsman LLC (a 100% owned subsidiary of HMP) and, unless the context otherwise requires, its subsidiaries, "Huntsman Polymers" refers to Huntsman Polymers Corporation (a 100% owned subsidiary of HLLC) and, unless the context otherwise requires, its subsidiaries, "Huntsman Specialty" refers to Huntsman Specialty Chemicals Corporation (a 100% owned subsidiary of HLLC), "HCCA" refers to Huntsman Chemical Company Australia Pty. Ltd. (a 100% owned indirect subsidiary of HLLC) and, unless the context otherwise requires, its subsidiaries, "HIH" refers to Huntsman International Holdings LLC (a subsidiary owned 60% by HLLC and 40% by HMP) and, unless the context otherwise requires, its subsidiaries, "HI" refers to Huntsman International LLC (a 100% owned subsidiary of HIH) and, unless the context otherwise requires, its subsidiaries, "AdMat Investment" refers to Huntsman Advanced Materials Investment LLC (a 100% owned subsidiary of HMP (common) and HGI (preferred)), "AdMat Holdings" refers to Huntsman Advanced Materials Holdings LLC (a 90.2% owned subsidiary of AdMat Investment and HMP), "AdMat" refers to Huntsman Advanced Materials LLC (a 99% owned subsidiary of AdMat Holdings) and, unless the context otherwise requires, its subsidiaries, "Vantico" refers to Vantico Group S.A. (a 100% owned subsidiary of AdMat) and, unless the context otherwise requires, its subsidiaries, "MatlinPatterson" refers to MatlinPatterson Global Opportunities Partners, L.P., MatlinPatterson Global Opportunities Partners, L.P. and MatlinPatterson Global Opportunities Partners B, L.P. (owners of certain membership interests in our company), "Consolidated Press" refers to Consolidated Press Holdings Limited (an owner of certain membership interests in our company) and its subsidiaries, and "ICI" refers to Imperial Chemical Industries PLC (a former indirect owner of certain of HIH's membership interests) and its subsidiaries.

***Company***

The Company is a Delaware limited liability company, and the voting membership interests of the Company are owned by the Huntsman family, MatlinPatterson, Consolidated Press and certain members of the Company's senior management. In addition, the Company has issued a non-voting preferred unit to Huntsman Holdings Preferred Member LLC, which, in turn, is owned by MatlinPatterson (indirectly), Consolidated Press, the Huntsman Cancer Foundation, certain members of the Company's senior management, certain members of the Huntsman family and an individual investor. The Company has issued certain other non-voting preferred units to the Huntsman family, MatlinPatterson and Consolidated Press that track the performance of the AdMat business. The Huntsman family has board and operational control of the Company.

The Company operates its businesses through three principal operating subsidiaries: Huntsman LLC, HIIH and AdMat. Each of the Company's principal operating subsidiaries is separately financed, its debt is non-recourse to the Company (with the exception of certain limited guarantees executed by the Company in connection with the construction financing of certain manufacturing facilities in China), and the Company has no contractual obligations to fund its respective operations. Moreover, the debt of Huntsman LLC is non-recourse to HIIH and AdMat, the debt of HIIH is non-recourse to Huntsman LLC and AdMat, and the debt of AdMat is non-recourse to Huntsman LLC and HIIH.

The Company was formed on September 30, 2002 to hold, among other things, the equity interests of Huntsman LLC. The formation was between entities under common control. The transfer of the net assets of Huntsman LLC was recorded at historical carrying value. The consolidated financial statements of Huntsman Holdings LLC presented herein reflect the financial position, results of operations and cash flows as if Huntsman LLC and the Company were combined for all periods presented. Prior to September 30, 2002, Huntsman LLC was owned by members of the Huntsman family and by certain affiliated entities. On September 30, 2002, Huntsman LLC and its subsidiary, Huntsman Polymers, completed debt for equity exchanges (the "Restructuring"). Pursuant to the Restructuring, the Huntsman family contributed all their equity interests in Huntsman LLC and its subsidiaries, including minority interests acquired from Consolidated Press and the interests described in the second following paragraph, to the Company in exchange for equity interests in the Company. MatlinPatterson and Consolidated Press exchanged approximately \$679 million in principal amount of Huntsman LLC's outstanding subordinated notes and Huntsman Polymers' outstanding senior notes they held into equity interests in the Company. There was also approximately \$84 million in accrued interest that was cancelled as a result of the exchange. The net book value of the \$763 million of principal and accrued interest, after considering debt issuance costs, was \$753 million. The Company contributed its investment in Huntsman LLC to HMP.

In the Restructuring, the effective cancellation of debt was recorded as a capital contribution because MatlinPatterson and Consolidated Press received equity of the Company in exchange. The fair value of the equity received approximated the carrying value of the debt exchanged. No gain was recorded on the Restructuring.

As mentioned above, on September 30, 2002, the Company effectively acquired the following interests:

- The remaining 20% interest in JK Holdings Corporation and the remaining 20% interest in Huntsman Surfactants Technology Corporation, both previously accounted for as consolidated subsidiaries;
- The remaining 50% interest in Huntsman Chemical Australia Unit Trust ("HCA Trust") and HCPH Holdings Pty Limited ("HCPH"), formerly accounted for as an investment in unconsolidated affiliates using equity method accounting; and
- The remaining 19.9% interest in Huntsman Specialty Chemicals Holdings Corporation ("HSCHC").

The Company accounted for the acquisition of the minority interests as an equity contribution with a value of \$71.1 million (including cash of \$7.9 million and net of debt assumed of \$35.3 million).

Also related to the Restructuring, in June 2002, MatlinPatterson entered into an agreement with ICI (the "Option Agreement"). The Option Agreement provided BNAC, Inc. ("BNAC"), then a

MatlinPatterson subsidiary, with an option to acquire the ICI subsidiary that held a 30% membership interest in HIH (the "ICI 30% Interest") on or before May 15, 2003 upon the payment of \$180 million plus accrued interest from May 15, 2002, and subject to completion of the purchase of the senior subordinated reset discount notes due 2009 of HIH that were originally issued to ICI (the "HIH Senior Subordinated Discount Notes"). Concurrently, BNAC paid ICI \$160 million to acquire the HIH Senior Subordinated Discount Notes, subject to certain conditions, including the obligation to make an additional payment of \$100 million plus accrued interest to ICI. The HIH Senior Subordinated Discount Notes were pledged to ICI as collateral security for such additional payment. BNAC's sole business purpose was to acquire both the HIH Senior Subordinated Discount Notes and the ICI 30% Interest, and to participate in the Restructuring.

In connection with the Restructuring, all the shares in BNAC were contributed to HMP. The Company caused BNAC to be merged into HMP. As a result of its merger with BNAC, HMP held the interests formerly held by BNAC in the HIH Senior Subordinated Discount Notes and the option to acquire the subsidiary of ICI that held the ICI 30% Interest. The HIH Senior Subordinated Discount Notes were valued at \$273.1 million (including accrued interest of \$13.2 million) and the note payable to ICI of \$103.5 million (including accrued interest of \$3.5 million) was recorded by the Company. The net contribution to HMP of \$169.7 (the \$160 million paid by BNAC for the HIH Senior Subordinated Discount Notes plus net accrued interest) million was accounted for as an equity contribution.

#### ***HIH Acquisition***

Prior to May 9, 2003, the Company owned, indirectly, approximately 61% of the membership interests of HIH. The Company accounted for its investment in HIH on the equity method due to the significant management participation rights formerly granted to ICI pursuant to the HIH limited liability company agreement. On May 9, 2003, the Company's indirect subsidiary, HMP, exercised the option under the Option Agreement and purchased the ICI subsidiary that held ICI's 30% membership interest in HIH, and, at that time, HMP also purchased approximately 9% of the HIH membership interests held by institutional investors (the "HIH Consolidation Transaction"). The total consideration paid in connection with the HIH Consolidation Transaction was approximately \$286 million. As a result of the HIH Consolidation Transaction, the Company (indirectly through HMP and its subsidiaries) owns 100% of the HIH membership interests. Accordingly, as of May 1, 2003, HIH is a consolidated subsidiary of the Company and is no longer accounted for on an equity basis.

The Company accounted for the acquisition using the purchase method. Accordingly, the results of operation and cash flows of the acquired interests were consolidated with those of the Company beginning in May 2003. During the second quarter of 2004, the Company finalized the allocation of the purchase price. As part of its final purchase price allocation, the Company valued the related pension liabilities, recorded deferred taxes and reclassified certain other amounts resulting in a corresponding increase in property, plant and equipment of approximately \$286 million. The following is a summary

of the final allocation of the purchase price to assets acquired and liabilities assumed (dollars in millions):

Current assets	\$	533.6
Property, plant and equipment		1,605.9
Noncurrent assets		194.5
Current liabilities		(344.3)
Long-term debt		(1,427.6)
Deferred taxes		(145.4)
Noncurrent liabilities		(130.7)
<hr/>		
Cash paid for acquisition	\$	286.0
<hr/>		

#### ***AdMat Acquisition***

On June 30, 2003, the Company, MatlinPatterson, SISU Capital Ltd. ("SISU"), HGI, and Morgan Grefell Private Equity Limited ("MGPE") completed a restructuring and business combination involving Vantico, whereby ownership of the equity of Vantico was transferred to AdMat in exchange for substantially all of the issued and outstanding Vantico senior notes ("Vantico Senior Notes") and approximately \$165 million of additional equity (the "AdMat Transaction"). The Company entered into the AdMat Transaction in order to expand its liquid epoxy resins product lines and to integrate its polyurethanes products into liquid epoxy resins. In connection with the AdMat Transaction, AdMat issued \$250 million aggregate principal amount of its 11% senior secured notes due 2010 (the "AdMat Fixed Rate Notes") and \$100 million aggregate principal amount of its senior secured floating rate notes due 2008 at a discount of 2%, or for \$98 million (the "AdMat Floating Rate Notes" and, collectively with the AdMat Fixed Rate Notes, the "AdMat Senior Secured Notes"). Proceeds from the issuance of the AdMat Senior Secured Notes, along with a portion of the additional equity, were used to purchase 100% of the Vantico senior secured credit facilities (the "Vantico Credit Facilities"). Also in connection with the AdMat Transaction, AdMat entered into a \$60 million senior secured revolving credit facility (the "AdMat Revolving Credit Facility"). In order to consummate the AdMat Transaction, the following transactions, which were consummated to effect the ultimate transfer of MatlinPatterson's investment in Huntsman Advanced Materials Investment LLC ("AdMat Investment") to the Company, occurred among entities other than the Company and did not have any effect on the Company's financial statements:

- MatlinPatterson and SISU, as holders of the majority of the Vantico Senior Notes, exchanged their Vantico Senior Notes for equity in AdMat Holdings;
- MatlinPatterson and SISU contributed cash and a short-term bridge loan to Vantico, with a total value of approximately \$165 million, prior to June 30, 2003 for equity of AdMat Holdings;
- MGPE exchanged its interest as lender under an existing bridge loan to Vantico for equity in AdMat Holdings; and
- MatlinPatterson formed AdMat Investment and contributed all of its equity in AdMat Holdings to AdMat Investment in return for preferred equity with a liquidation preference of \$513.3 million and all of the common equity of AdMat Investment.

The following transactions occurred simultaneously and involved entities that are accounted for in the consolidated financial statements of the Company:

- AdMat Holdings contributed cash, its interest in the bridge loan and the Vantico Senior Notes, valued at \$67.8 million, to AdMat in exchange for equity of AdMat;
- AdMat acquired substantially all of the remaining Vantico Senior Notes for cash of \$22.7 million;
- As part of acquisition of Vantico, AdMat was required to purchase 100% of the outstanding Vantico Credit Facilities and other credit facilities, including a revolving credit facility and a restructuring facility;
- AdMat exchanged substantially all the Vantico Senior Notes and its interest under the bridge loan, valued at \$67.8 million, for equity in Vantico, acquiring all of the outstanding equity interests in Vantico;
- MatlinPatterson transferred its preferred and common equity in AdMat Investment to the Company, and the Company then contributed the preferred and common equity in AdMat Investment to HGI. The value assigned to the preferred membership units was equal to the fair value of the net assets acquired as shown below:

Cash	\$ 164.4
Vantico Senior Notes	67.8
	<hr/>
MatlinPatterson contributed assets	232.2
Acquisition subsidiary organization costs	(10.1)
Purchase accounting adjustments	1.5
Minority interest	(29.2)
	<hr/>
Preferred members' interest as of December 31, 2003	194.4
	<hr/>
Purchase accounting adjustment	1.3
	<hr/>
Preferred members' interest at September 30, 2004	\$ 195.7
	<hr/>

- HGI owns the preferred equity of AdMat Investment and contributed the common equity of AdMat Investment to us.

The AdMat Transaction has been accounted for as follows:

- For financial reporting purposes, the equity contribution of the AdMat Investment equity of \$195.7 million has been allocated to preferred members' interest.
- For financial reporting purposes, the 11.9% of AdMat Holdings not owned by the Company is shown in the accompanying consolidated balance sheet as "Minority interest in common stock of consolidated subsidiary" of \$29.2 million.
- The results of operations of AdMat Investment for the six months ended December 31, 2003 and the nine months ended September 30, 2004 are included in the consolidated statements of operations.

There were no contingent payments or commitments in connection with the AdMat Transaction. The total purchase price of AdMat was derived from the fair value of equity exchanged or debt instruments acquired as follows (dollars in millions):

Cash paid for the Vantico Credit Facilities and other credit facilities	\$	431.3
Equity issued for Vantico Senior Notes		67.8
Cash paid for Vantico Senior Notes		22.7
		<u>521.8</u>
Total purchase price of AdMat	\$	521.8

The Company has completed its allocation of the purchase price to the assets and liabilities of AdMat, which is summarized as follows (dollars in millions):

Current assets	\$	415.8
Current liabilities		(242.4)
Property, plant and equipment, net		397.9
Intangible assets, net		37.0
Deferred tax		(8.6)
Other noncurrent assets		44.2
Other noncurrent liabilities		(122.1)
		<u>521.8</u>
Total purchase price of AdMat		521.8
Minority interest		(29.2)
Preferred members' interest		(195.7)
		<u>296.9</u>
Net assets acquired	\$	296.9

The acquired intangible assets represent trademarks and patents which have a weighted-average useful life of approximately 15-30 years. The following table reflects the Company's results of operations on a pro forma basis as if the business combination of HIH and AdMat had been completed at the beginning of the periods presented utilizing HIH and AdMat's historical results (dollars in millions, except per unit amounts):

	Nine Months Ended September 30, 2003	Year Ended December 31,	
		2003	2002
Revenue	\$ 6,885.2	\$ 9,252.4	\$ 8,012.2
Loss before minority interest and cumulative effect of accounting change	(300.6)	(369.6)	(359.3)
Net loss	(329.5)	(395.6)	(166.8)
Net loss per common members' unit	(19.26)	(23.50)	(9.23)

The pro forma information is not necessarily indicative of the operating results that would have occurred had the HIH Consolidation Transaction and the AdMat Transaction been consummated at the beginning of the period presented, nor are they necessarily indicative of future operating results.

The HIH Consolidation Transaction and the AdMat Transaction have resulted in changes in the Company's operating segments. Prior to the HIH Consolidation Transaction, the Company reported its operations through three principal operating segments. After the HIH Consolidation Transaction but

prior to the AdMat Transaction, the Company reported its operations through five segments. The Company now reports its operations through six segments: Polyurethanes, Advanced Materials, Performance Products, Polymers, Pigments and Base Chemicals.

On March 19, 2004, the Company acquired MGPE's 2.1% equity in AdMat Holdings for \$7.2 million.

As of September 30, 2004, the Company owns approximately 90% of AdMat Holdings, directly and indirectly. The remaining approximately 10% of the equity of AdMat Holdings is owned by unrelated third parties.

#### ***September 30, 2003 Unaudited Financial Statements***

The consolidated financial statements of the Company for the nine month period ended September 30, 2003 are unaudited. Such financial statements were prepared in accordance with accounting principles generally accepted in the United States of America and in management's opinion, all adjustments, consisting only of normal recurring adjustments necessary for a fair presentation of results of operations, financial position and cash flows for the period have been made.

## **2. Summary of Significant Accounting Policies**

### ***Principles of Consolidation***

The consolidated financial statements of the Company include the accounts of the Company and its majority wholly-owned subsidiaries. All intercompany accounts and transactions have been eliminated.

### ***Revenue Recognition***

The Company generates substantially all of its revenues through sales in the open market and long-term supply agreements. The Company recognizes revenue when it is realized or realizable, and earned. Revenue for product sales is recognized when a sales arrangement exists, risk and title to the product transfer to the customer, collectibility is reasonably assured, and pricing is fixed or determinable. Title to the product transfers to the customer at the time shipment is made.

### ***Cost of Goods Sold***

The Company classifies the costs of manufacturing and distributing its products as cost of goods sold. Manufacturing costs include variable costs, primarily raw materials and energy, and fixed expenses directly associated with production. Manufacturing costs include, among other things, plant site operating costs and overhead, production planning and logistics costs, repair and maintenance costs, plant site purchasing costs, and engineering and technical support costs. Distribution, freight and warehousing costs are also included in cost of goods sold.

### ***Use of Estimates***

The preparation of financial statements in conformity with accounting principles generally accepted in the United States requires management to make estimates and assumptions that affect the reported amounts of assets and liabilities and disclosure of contingent assets and liabilities at the date of the

financial statements and the reported amounts of revenues and expenses during the reporting period. Actual results could differ from those estimates.

### ***Cash and Cash Equivalents***

The Company considers cash in checking accounts and cash in short-term highly liquid investments with an original maturity of three months or less to be cash and cash equivalents.

### ***Securitization of Accounts Receivable***

HI securitizes certain trade receivables in connection with a revolving accounts receivable securitization program in which HI grants a participating undivided interest in certain of its trade receivables to a qualified off-balance sheet entity. HI retains the servicing rights and a retained interest in the securitized receivables. Losses are recorded on the sale and are based on the carrying value of the receivables as allocated between the receivables sold and the retained interests and their relative fair value at the date of the transfer. Retained interests are subsequently carried at fair value which is estimated based on the present value of expected cash flows, calculated using management's best estimates of key assumptions including credit losses and discount rates commensurate with the risks involved. For more information, see "Note 11 Securitization of Accounts Receivable."

### ***Inventories***

Inventories are stated at the lower of cost or market, with cost determined using last-in first-out, first-in first-out, and average costs methods for different components of inventory.

### ***Property, Plant and Equipment***

Property, plant and equipment is stated at cost less accumulated depreciation. Depreciation is computed using the straight-line method over the estimated useful lives or lease term as follows:

Buildings and equipment	10 - 60 years
Plant and equipment	3 - 25 years
Furniture, fixtures and leasehold improvements	5 - 20 years

Until January 1, 2003, approximately \$1.3 billion of the total plant and equipment was depreciated using the straight-line method on a group basis at a 4.7% composite rate. When capital assets representing complete groups of property were disposed of, the difference between the disposal proceeds and net book value was credited or charged to income. When miscellaneous assets were disposed of, the difference between asset costs and salvage value was charged or credited to accumulated depreciation. Effective January 1, 2003, the Company changed its method of accounting for depreciation for the assets previously recorded on a group basis to the component method. Specifically, the net book value of all the assets on January 1, 2003 were allocated to individual components and are being depreciated over their remaining useful lives and gains and losses are recognized when a component is retired. This change encompassed both a change in accounting method and a change in estimate and resulted in a decrease to depreciation expense, a decrease in net loss and a decrease in basic and diluted loss per common members' unit for the year ended December 31, 2003, of \$43.0 million, \$43.0 million and \$2.15, respectively. The change from the group method to the composite method was made in order to reflect more precisely overall depreciation

expense based on the lives of individual components rather than overall depreciation expense based on the average lives for large groups of related assets.

Interest expense capitalized as part of plant and equipment was \$4.9 million, \$7.3 million, \$5.1 million, \$3.3 million and \$3.7 million for the nine months ended September 30, 2004 and 2003 and for the years ended December 31, 2003, 2002 and 2001, respectively.

Periodic maintenance and repairs applicable to major units of manufacturing facilities are accounted for on the prepaid basis by capitalizing the costs of the turnaround and amortizing the costs over the estimated period until the next turnaround. Normal maintenance and repairs of plant and equipment are charged to expense as incurred. Renewals, betterments and major repairs that materially extend the useful life of the assets are capitalized, and the assets replaced, if any, are retired.

#### ***Investment in Exchangeable Preferred Stock***

The Company's investment consisted of 100,000 shares of Series A Cumulative Participating Retractable Preferred Stock of NOVA Chemicals (USA) (the "NOVA Preferred Stock") with an aggregate liquidation value of \$198.0 million. These shares had no voting rights. Dividends accrued at a rate of 6.95% of the aggregate liquidation preference annually through April 1, 2001, when the rate decreased to 5.95%.

The Company sold the NOVA Preferred Stock during June 2001 to NOVA for \$191.0 million, realizing a loss of \$7.0 million, which is recorded as other expense.

#### ***Investment in Unconsolidated Affiliates***

Investments in companies in which the Company exercises significant management influence are accounted for using the equity method.

#### ***Intangible Assets and Goodwill***

Intangible assets are stated at cost (fair value at the time of acquisition) and are amortized using the straight-line method over the estimated useful lives or the life of the related agreement as follows:

Patents and technology	5 - 30 years
Trademarks	15 - 30 years
Licenses and other agreements	5 - 15 years
Other intangibles	5 - 15 years

Prior to January 2002, the Company amortized goodwill over periods ranging from 10-20 years. Effective January 1, 2002, the Company ceased amortizing goodwill in accordance with SFAS No. 142. All goodwill is recorded within the Base Chemicals segment.

#### ***Other Noncurrent Assets***

Other noncurrent assets consist primarily of deposits, spare parts, debt issuance costs, notes receivable, process catalysts, employee benefit assets and turnaround costs. Debt issuance costs are amortized using the interest method over the term of the related debt.

Non-qualified employee benefit plan trust assets were classified as available for sale until such trusts were terminated and the securities were sold in September 2001. Available for sale securities were carried at fair value with net unrealized gains or losses (net of taxes) excluded from income and recorded as a component of other comprehensive income (loss).

During September 2001, the non-qualified employee benefit plan trusts were terminated and paid out to the employees participating in the plans.

#### ***Carrying Value of Long-Term Assets***

Upon the occurrence of a triggering event, the Company evaluates the carrying value of long-term assets based upon current and anticipated undiscounted cash flows and recognizes an impairment when such estimated cash flows are less than the carrying value of the asset. Measurement of the amount of impairment, if any, is based upon the difference between carrying value and fair value. Fair value is estimated by discounting estimated future cash flows using a discount rate commensurate with the risks involved. See "Note 10—Restructuring, Plant Closing and Impairment Costs."

#### ***Financial Instruments***

The carrying amount reported in the balance sheet for cash and cash equivalents, accounts receivable and accounts payable approximates fair value because of the immediate or short-term maturity of these financial instruments. The carrying value of the senior secured credit facilities of the Company's subsidiaries approximates fair value since they bear interest at a variable rate plus an applicable margin. The fair value of the fixed rate and floating rate notes of the Companies subsidiaries is estimated based on interest rates that are currently available to the Company for issuance of debt with similar terms and remaining maturities. See "Note 22—Fair Value of Financial Instruments."

#### ***Income Taxes***

Huntsman Holdings, LLC is treated as a partnership for U.S. federal income tax purposes and as such is generally not subject to U.S. income tax. The only asset held by Huntsman Holdings, LLC is 100% of the common stock of HGI. Income of Huntsman Holdings, LLC is taxed directly to its owners, however, through September 30, 2004 there has been no taxable income or loss. Income from Huntsman Holdings, LLC's subsidiaries is taxed under consolidated corporate income tax rules. These subsidiaries file a U.S. Federal consolidated tax return with HGI as the parent. HGI and all of its U.S. subsidiaries are parties to various tax sharing agreements which generally provide that entities will pay their own tax (as computed on a separate-company basis) and be compensated for the use of tax attributes, including NOLs.

The Company's subsidiaries use the asset and liability method of accounting for income taxes. Deferred income taxes reflect the net tax effects of temporary differences between the carrying amounts of assets and liabilities for financial and tax reporting purposes. The Company evaluates the resulting deferred tax assets to determine whether it is more likely than not that they will be realized. Valuation allowances have been established against the entire U.S. and a material portion of the non-U.S. deferred tax assets due to the uncertainty of realization. Valuation allowances are reviewed each period on a tax jurisdiction by jurisdiction basis to analyze whether a change in circumstances has occurred to provide enough positive evidence to support a change in judgment about the realizability of the related deferred tax asset in future years.

Subsequent to the AdMat Transaction, substantially all non-U.S. operations of AdMat are treated as branches of the Company's subsidiaries for U.S. income tax purposes and are, therefore, subject to both U.S. and non-U.S. income tax. Until the Company's subsidiaries have sufficient U.S. taxable income to utilize foreign tax credits, most income will continue to be effectively taxed in both U.S. and non-U.S. jurisdictions in which it is earned.

Prior and subsequent to the AdMat Transaction, for non-U.S. entities that are not treated as branches for U.S. tax purposes, the Company does not provide for income taxes or benefits on the undistributed earnings of these subsidiaries as earnings are reinvested and, in the opinion of management, will continue to be reinvested indefinitely. The undistributed earnings of foreign subsidiaries that are deemed to be permanently invested were \$35.8 million at September 30, 2004. It is not practicable to determine the unrecognized deferred tax liability on those earnings.

#### ***Derivatives and Hedging Activities***

Effective January 1, 2001, the Company adopted Statement of Financial Accounting Standards ("SFAS") No. 133, "*Accounting For Derivative Instruments And Hedging Activities*." SFAS No. 133, as amended and interpreted, establishes accounting and reporting standards for derivative instruments, including certain derivative instruments embedded in other contracts, and for hedging activities. All derivatives, whether designated in hedging relationships or not, are required to be recorded on the balance sheet at fair value. If the derivative is designated in a fair-value hedge, the changes in the fair value of the derivative and the hedged items are recognized in earnings. If the derivative is designated in a cash-flow hedge, changes in the fair value of the derivative are recorded in other comprehensive income and will be recognized in the income statement when the hedged item affects earnings. SFAS No. 133 defines new requirements for designation and documentation of hedging relationships as well as ongoing effectiveness assessments in order to use hedge accounting. For a derivative that does not qualify as a hedge, changes in fair value are recognized in earnings.

In 2001, the adoption of SFAS No. 133 resulted in a cumulative income effect of \$0.1 million, a cumulative decrease to accumulated other comprehensive loss of \$1.8 million and an increase in total liabilities of \$3.1 million for derivatives designated as cash flow-type hedges. See "Note 13—Derivative Instruments and Hedging Activities."

#### ***Environmental Expenditures***

Environmental related restoration and remediation costs are recorded as liabilities when site restoration and environmental remediation and clean-up obligations are either known or considered probable and the related costs can be reasonably estimated. Other environmental expenditures that are principally maintenance or preventative in nature are recorded when expended and expensed or capitalized as appropriate. See "Note 23—Environmental Matters."

#### ***Asset Retirement Obligations***

The Company accrues for asset retirement obligations, which consist primarily of landfill closure costs in the period in which the obligations are incurred and the Company has sufficient information to estimate a range of potential settlement dates for the obligation. These costs are accrued at estimated fair value. When the related liability is initially recorded, the Company capitalizes the cost by increasing the carrying amount of the related long-lived asset. Over time, the liability is accreted to its settlement

value and the capitalized cost is depreciated over the useful life of the related asset. Upon settlement of the liability, the Company will recognize a gain or loss for any difference between the settlement amount and the liability recorded.

Asset retirement obligations consist primarily of landfill capping and closure and post-closure costs. The Company is legally required to perform capping and closure and post-closure care on the landfills and reclamation on the quarries. In accordance with SFAS No. 143, *"Accounting for Asset Retirement Obligations,"* each landfill the Company recognizes the fair value of a liability for an asset retirement obligation and capitalizes that cost as part of the cost basis of the related asset. The related assets are being depreciated on a straight-line basis over 27 years. The Company has additional asset retirement obligations with indeterminate settlement dates; the fair value of these asset retirement obligations cannot be estimated due to the lack of sufficient information to estimate a range of potential settlement dates for the obligation. An asset retirement obligation related to these assets will be recognized when the Company knows such information.

The following table describes changes to the asset retirement obligation liability:

	Nine Months Ended September 30, 2004
	In millions
Asset retirement obligation at the beginning of the period	\$ —
Liabilities incurred	5.8
Accretion expense	0.4
Liabilities settled	—
Revisions in estimated cash flows	—
Asset retirement obligation at the end of the period	\$ 6.2

If the asset retirement obligation and measurement provisions of SFAS No. 143 had been in effect on January 1, 2002, the aggregate carrying amount of those obligations would have been \$5.0 million. The amortization of the asset retirement cost and accretion of asset retirement obligation for each of 2001, 2002 and 2003 would have been immaterial.

#### ***Research and Development***

Research and development costs are expensed as incurred.

#### ***Foreign Currency Translation***

The accounts of the Company's subsidiaries outside of the United States, except for those operating in highly inflationary economic environments, consider local currency to be the functional currency. Accordingly, assets and liabilities are translated at rates prevailing at the balance sheet date. Revenues, expenses, gains and losses are translated at a weighted average rate for the period. Cumulative translation adjustments are recorded to stockholder's equity as a component of accumulated other comprehensive income (loss).

Subsidiaries that operate in economic environments that are highly inflationary consider the U.S. dollar to be the functional currency and include gains and losses from translation to the U.S. dollar from the local currency in the statement of operations.

Transaction gains and losses are recorded in the statement of operations and were a net gain of \$22.3 million, \$51.9 million, \$44.5 million, a net loss of \$1.5 million and a net gain of \$2.0 million for the nine months ended September 30, 2004 and 2003 and the years ended December 31, 2003, 2002 and 2001, respectively.

### ***Net Income (Loss) Per Unit***

Basic income (loss) per common members' units excludes dilution and is computed by dividing net income (loss) available to common member holders by the weighted average number of units outstanding during the period. Dilutive income (loss) per common members' units reflects potential dilution and is computed by dividing net income (loss) available to common member holders by the weighted average number of units outstanding during the period increased by the number of additional units that would have been outstanding if the potential dilutive units had been exercised. There were no potential dilutive units during any of the period presented.

Basic and diluted loss per common members' unit is calculated as follows (in millions, except per unit amounts):

	Nine Months Ended September 30,		Year Ended December 31,		
	2004	2003	2003	2002	2001
Loss from continuing operations	\$ (226.5)	\$ (214.2)	\$ (319.8)	\$ (191.9)	\$ (842.8)
Cumulative effect of accounting changes	—	—	—	169.7	0.1
Net loss	(226.5)	(214.2)	(319.8)	(22.2)	(842.7)
Preferred members' interest dividend	(65.8)	(55.7)	(74.3)	(17.8)	—
Net loss available to common members	\$ (292.3)	\$ (269.9)	\$ (394.1)	\$ (40.0)	\$ (842.7)
Basic and diluted weighted average units	20.0	20.0	20.0	20.0	20.0
Basic and diluted loss per common members' unit:					
Loss from continuing operations	\$ (14.61)	\$ (13.49)	\$ (19.70)	\$ (10.49)	\$ (42.13)
Cumulative effect of accounting changes	—	—	—	8.49	—
Net loss	\$ (14.61)	\$ (13.49)	\$ (19.70)	\$ (2.00)	\$ (42.13)

### ***Recently Issued Accounting Standards***

On January 1, 2002, the Company adopted SFAS No. 141, "*Business Combinations*" and SFAS No. 142, "*Goodwill and Other Intangible Assets*." SFAS No. 141 requires, among other things, that the purchase method be used for business combinations after June 30, 2001. SFAS No. 142 changes the accounting for goodwill and intangible assets with indefinite lives from an amortization method to an impairment-only approach. Upon adoption of SFAS No. 142, the Company is required to reassess the useful lives of all acquired intangible assets and perform an impairment test on goodwill. In the first quarter 2002, the Company completed the assessment of useful lives and concluded that no adjustments to the amortization period of intangible assets were necessary. The Company also completed its initial assessment of goodwill impairment and concluded that there is no indication of impairment. The Company has elected to test goodwill for impairment annually as of April 1, as required by SFAS No. 142. The annual assessment has been completed as of April 1, 2004, 2003 and 2002 and the

Company has concluded that there is no indication of impairment. The initial adoption of SFAS No. 142 had no impact on the Company's consolidated financial statements for the year ended December 31, 2002. The pro forma net loss, assuming the change in accounting principle was applied retroactively to January 1, 2001, would not have been materially different for the year ended December 31, 2001.

The initial adoption of SFAS No. 141 increased net income by \$169.7 million for the year ended December 31, 2002 resulting from the recognition of negative goodwill associated with the June 30, 1999 transfer of the propylene oxide business to HIH. This increase resulted from increasing the carrying value of the investments in HIH to reflect the proportionate share of the underlying assets as required by SFAS No. 141. Effective June 30, 1999, Huntsman Specialty Chemicals Corporation ("Huntsman Specialty"), a consolidated subsidiary of the Company, transferred its propylene oxide business to HIH. The transfer of the Company's propylene oxide business was recorded at the net book value of the assets and liabilities transferred. The carrying value of the Company's investment in HIH was less than its proportionate share of the underlying net assets of HIH at December 31, 2001 by approximately \$176.1 million. Such difference was being accreted to income over a 20 year period. See "Note 5—Investment in Unconsolidated Affiliates."

On January 1, 2002, the Company adopted SFAS No. 144, *"Accounting for The Impairment or Disposal of Long-Lived Assets."* This statement establishes a single accounting model for the impairment or disposal of long-lived assets. The impact of adopting this pronouncement was not material.

In April 2002, the FASB issued SFAS No. 145, *"Rescission of FASB Statements No. 4, 44 And 64, Amendment Of FASB Statement No. 13, And Other Technical Corrections."* In addition to amending or rescinding pronouncements to make various technical corrections, clarify meanings or describe applicability, SFAS No. 145 precludes companies from recording gains or losses from extinguishment of debt as an extraordinary item. The Company was required to adopt this statement as of January 1, 2003. The adoption of SFAS No. 145 resulted in a \$6.7 million reclassification of losses from extinguishment of debt from extraordinary items to other income and expense in the year ended December 31, 2002.

In June 2002, the FASB issued SFAS No. 146, *"Accounting for Costs Associated With Exit or Disposal Activities."* SFAS No. 146 requires recording costs associated with exit or disposal activities at their fair values when a liability has been incurred. Under previous guidance, certain exit or disposal costs were accrued upon management's commitment to an exit or disposal plan, which is generally before an actual liability has been incurred. The Company adopted this pronouncement in the first quarter of 2003. The adoption of SFAS No. 146 did not have a material effect on the Company's consolidated financial statements.

In January 2003, the FASB issued Financial Interpretation ("FIN") No. 45, *"Guarantor's Accounting and Disclosure Requirements for Guarantees, Including Guarantees of Indebtedness of Others."* FIN No. 45 requires recognition of a liability for the obligation undertaken upon issuing a guarantee. This liability would be recorded at the inception date of the guarantee and would be measured at fair value. The disclosure provisions of the interpretation are effective for the financial statements as of December 31, 2002. The liability recognition provisions apply prospectively to any guarantees issued or modified after December 31, 2002. The adoption of FIN No. 45 did not have a material effect on the Company's consolidated financial statements.

In January 2003, the FASB issued FIN 46, *"Consolidation of Variable Interest Entities."* FIN 46 addresses the requirements for business enterprises to consolidate related entities, for which they do not have controlling interests through voting or other rights, if they are determined to be the primary beneficiary as a result of variable economic interests. Transfers to a qualifying special purpose entity are not subject to this interpretation. In December 2003, the FASB issued a complete replacement of FIN 46 ("FIN 46R"), to clarify certain complexities. The Company is required to adopt this standard on January 1, 2005. The impact of FIN 46R on the Company's financial statements will not be significant.

In May 2003, the FASB issued SFAS No. 149, *"Amendment of Statement 133 on Derivative Instruments and Hedging Activities."* SFAS No. 149 amends and clarifies accounting for derivative instruments and hedging activities under SFAS No. 133. This statement is effective for contracts entered into or modified after June 30, 2003 and for hedging relationships designated after June 30, 2003, with this guidance applied prospectively. This statement had no impact on the Company's results of operations or financial position at December 31, 2003 and the Company does not expect this statement to have a material impact on its consolidated financial statements.

In May 2003, the FASB issued SFAS No. 150, *"Accounting for Certain Financial Instruments with Characteristics of Both Liabilities and Equity."* SFAS No. 150 establishes standards for classifying and measuring as liabilities certain financial instruments that embody obligations of the issuer and have characteristics of both liabilities and equity. SFAS No. 150 is effective for all financial instruments created or modified after May 31, 2003 and otherwise is effective at the beginning of the first interim period beginning after June 15, 2003. The adoption of SFAS No. 150 did not have a material impact on the Company's consolidated financial statements.

In November 2004, the FASB issued SFAS No. 151, *"Inventory Costs—an amendment of ARB No. 43."* SFAS No. 151 requires abnormal amounts of idle facility expense, freight, handling costs, and wasted material to be recognized as current-period charges. It also requires that allocation of fixed production overheads to the costs of conversion be based on the normal capacity of the production facilities. The requirements of the standard will be effective for inventory costs incurred during fiscal years beginning after June 15, 2005. The Company is reviewing SFAS No. 151 to determine the statement's impact on its consolidated financial statements.

In December 2004, the FASB issued SFAS No. 153, *"Exchanges of Nonmonetary Assets an amendment of APB Opinion No. 29."* SFAS No. 153 addresses the measurement of exchanges of nonmonetary assets and eliminates the exception from fair value measurement for nonmonetary exchanges of similar productive assets in APB Opinion No. 29 and replaces it with an exception for exchanges that do not have commercial substance. SFAS No. 153 specifies that a nonmonetary exchange has commercial substance if the future cash flows of the entity are expected to change significantly as a result of the exchange. The provisions of this standard are effective for nonmonetary exchanges occurring in fiscal periods beginning after June 15, 2005. The Company will apply this standard prospectively.

In December 2004, the FASB issued SFAS No. 123R, *"Share Based Payment."* SFAS No. 123R requires entities to measure the cost of employee services received in exchange for an award of equity instruments based on the grant-date fair value of the award. That cost will be recognized over the period during which the employee is required to provide services in exchange for the award. This standard eliminates the alternative to use the intrinsic value method of accounting for share based payments as previously provided in APB Opinion No. 25, *"Accounting for Stock Issued to Employees."* This standard is effective for the Company beginning in January 2006. The Company is reviewing SFAS No. 123R to determine the statement's impact on its consolidated financial statements.

### 3. Inventories

Inventories consist of the following (dollars in millions):

	September 30, 2004	December 31, 2003	December 31, 2002
Raw materials and supplies	\$ 296.7	\$ 283.6	\$ 77.8
Work in progress	192.4	32.7	13.1
Finished goods	721.9	749.5	216.2
<b>Total</b>	<b>1,211.0</b>	<b>1,065.8</b>	<b>307.1</b>
LIFO reserves	(77.9)	(15.5)	(7.1)
Lower of cost or market reserves	(0.5)	(11.0)	(1.9)
<b>Net</b>	<b>\$ 1,132.6</b>	<b>\$ 1,039.3</b>	<b>\$ 298.1</b>

As of September 30, 2004 and December 31, 2003 and 2002, approximately 20%, 16% and 53%, respectively, of inventories were recorded using the last-in, first-out cost method ("LIFO"). At September 30, 2004, the excess of current cost over the stated LIFO value was \$67.1 million.

For the nine months ended September 30, 2004 and 2003 and the years ended December 31, 2003, 2002 and 2001, inventory quantities were reduced resulting in a liquidation of certain LIFO inventory layers carried at costs that were lower than the cost of current purchases, the effect of which reduced the net loss by approximately \$2.6 million, \$3.2 million, \$1.0 million, \$1.7 million and \$2.0 million, respectively.

In the normal course of operations, the Company at times exchanges raw materials and finished goods with other companies for the purpose of reducing transportation costs. The net open exchange positions are valued at the Company's cost. Net amounts deducted from or added to inventory under open exchange agreements, which represent the net amounts payable or receivable by the Company under open exchange agreements, were approximately \$5.4 million receivable, \$8.2 million payable and \$12.4 million payable (32.8 million, 26.9 million and 89.4 million pounds) at September 30, 2004 and December 31, 2003 and 2002, respectively.

### 4. Property, Plant and Equipment

The cost and accumulated depreciation of property, plant and equipment are as follows (dollars in millions):

	September 30, 2004	December 31, 2003	December 31, 2002
Land	\$ 123.4	\$ 118.6	\$ 31.2
Buildings	488.2	517.8	192.1
Plant and equipment	6,250.4	6,387.3	2,053.8
Construction in progress	233.1	253.8	89.2
<b>Total</b>	<b>7,095.1</b>	<b>7,277.5</b>	<b>2,366.3</b>
Less accumulated depreciation	(2,080.3)	(2,198.2)	(1,079.1)
<b>Net</b>	<b>\$ 5,014.8</b>	<b>\$ 5,079.3</b>	<b>\$ 1,287.2</b>

Depreciation expense for the nine months ended September 30, 2004 and 2003 and the years ended December 31, 2003, 2002 and 2001 was \$379.9 million, \$216.6 million, \$336.7 million, \$131.8 million and \$173.4 million, respectively.

Property, plant and equipment includes gross assets acquired under capital leases of \$28.5 million, \$23.9 million and \$23.9 million at September 30, 2004 and December 31, 2003 and 2002, respectively; related amounts included in accumulated depreciation were \$9.6 million, \$5.4 million and \$0.7 million at September 30, 2004 and December 31, 2003 and 2002, respectively.

## 5. Investment in Unconsolidated Affiliates

The Company's ownership percentage and investment in unconsolidated affiliates were as follows (dollars in millions):

	September 30, 2004	December 31, 2003	December 31, 2002
Equity Method:			
HIH (60%)(1)	\$ —	\$ —	\$ 228.2
Polystyrene Australia Pty Ltd. (50%)	4.5	3.6	3.0
Sasol-Huntsman GmbH and Co. KG (50%)	14.5	13.2	9.2
Louisiana Pigment Company, L.P. (50%)	121.3	130.4	—
Rubicon, LLC (50%)	5.6	1.0	—
BASF Huntsman Shanghai Isocyanate Investment BV (50%)(2)	17.9	6.1	—
Others	1.2	1.2	—
Total equity method investments	165.0	155.5	240.4
Cost Method:			
Gulf Advanced Chemicals Industry Corporation (10%)	2.5	2.5	2.5
Total investments	\$ 167.5	\$ 158.0	\$ 242.9

- (1) Effective as of May 1, 2003, HIH is a consolidated subsidiary of the Company. For more information, see "Note 1—General—Company."
- (2) The Company owns 50% of BASF Huntsman Shanghai Isocyanate Investment BV. BASF Huntsman Shanghai Isocyanate Investment BV owns a 70% interest in a manufacturing joint venture, thus giving the Company an indirect 35% interest in the manufacturing joint venture.

### *Summarized Financial Information of Unconsolidated Affiliates*

Summarized financial information of Sasol-Huntsman GmbH and Co. KG ("Sasol"), Louisiana Pigment Company, Rubicon, LLC, BASF AG ("BASF"), Huntsman Shanghai Isocyanate Investment BV and Polystyrene Australia Pty Ltd. as of September 30, 2004 and December 31, 2003 and Sasol, and

Polystyrene Australia Pty Ltd. as of December 31, 2002 and for the nine months ended September 30, 2004 and the years ended December 31, 2003 and 2002 is presented below (dollars in millions):

	September 30, 2004	December 31, 2003	December 31, 2002	December 31, 2001
Assets	\$ 918.1	\$ 718.9	\$ 75.8	
Liabilities	414.7	390.9	67.5	
Revenues	834.4	101.0	85.8	\$ 156.5
Net income (loss)	3.7	3.4	11.7	(20.7)
The Company's equity in:				
Net assets	\$ 167.5	\$ 158.0	\$ 12.2	
Net income (loss)	3.0	1.5	9.7	\$ (10.4)

#### ***Investment in HIH***

Effective June 30, 1999, Huntsman Specialty, a consolidated unrestricted subsidiary of the Company, transferred its propylene oxide business to HIH. ICI transferred its polyurethane chemicals, selected petrochemicals (including ICI's 80% interest in the Wilton olefins facility) and titanium dioxide businesses to HIH. In addition, HIH also acquired the remaining 20% ownership interest in the Wilton olefins facility from BP Chemicals Limited for approximately \$117.0 million.

In exchange for transferring its business, Huntsman Specialty retained a 60% common equity interest in HIH and received approximately \$360.0 million in cash as a distribution from HIH. In exchange for transferring its businesses, ICI received a 30% common equity interest in HIH, approximately \$2 billion in cash and discount notes of HIH with approximately \$508.0 million of accreted value at issuance. Institutional investors acquired the remaining 10% common equity interest in HIH for \$90.0 million in cash.

The transfer of Huntsman Specialty's propylene oxide business was recorded at the net book value of the assets and liabilities transferred. Prior to the HIH Consolidation Transaction, Huntsman LLC accounted for its investment in HIH on the equity method due to the significant management participation rights of ICI in HIH pursuant to HIH's limited liability company agreement.

The carrying value of Huntsman LLC's investment in HIH was less than its proportionate share of the underlying net assets of HIH at December 31, 2001 by approximately \$176.1 million. Such difference was being accreted to income over a 20 year period. Management recorded an adjustment to reflect the accretion of the difference of \$7.4 million in the investment basis in Huntsman LLC's consolidated financial statements for December 31, 2001. As discussed in "Note 2—Summary of Significant Accounting Policies" above, Huntsman LLC adopted SFAS No. 141 and increased its investment by \$169.7 million as of January 1, 2002 to reflect its proportionate share of the underlying net assets of HIH.

On September 30, 2002, Huntsman LLC acquired the 19.9% interest in HSCHC which was previously owned by the Huntsman family directly. HSCHC holds 60% of the Company's investment in HIH. The estimated fair value of the 19.9% interest of \$37.9 million has been recorded as an increase in the investment in HIH. The excess of \$23.3 million over the Company's proportionate share of the

net assets of HIH was accounted for as equity basis property and is being depreciated over the average useful life of property.

On November 2, 2000, ICI, Huntsman Specialty, HIH and HI entered into agreements (the "ICI Agreements") pursuant to which ICI had an option to transfer to Huntsman Specialty or its permitted designated buyers the 30% membership interest in HIH that ICI indirectly held (the "ICI 30% Interest"). Pursuant to these agreements, on October 30, 2001, ICI exercised its put right requiring Huntsman Specialty or its nominee to purchase the ICI 30% Interest. On December 20, 2001, ICI and Huntsman Specialty amended ICI's put option arrangement under the ICI Agreements to, among other things, provide that the purchase of the ICI 30% Interest would occur on July 1, 2003, or earlier under certain circumstances, and to provide for certain discounts to the purchase price for the ICI 30% Interest. The amended option agreement also required Huntsman Specialty to cause HIH to pay up to \$112 million of dividends to its members, subject to certain conditions. These conditions included the receipt of consent from HI's senior secured lenders and HI's ability to make restricted payments under the indentures governing its outstanding senior notes and senior subordinated notes, as well as the outstanding high yield notes of HIH. In addition, in order to secure its obligation to pay the purchase price for the ICI 30% Interest under the ICI Agreements, Huntsman Specialty granted ICI a lien on 30% of the outstanding membership interests in HIH.

As discussed in "Note 1—General" above, MatlinPatterson also entered into the Option Agreement with ICI in June 2002. The Option Agreement provided BNAC, then a MatlinPatterson subsidiary, with an option to acquire the ICI subsidiary that held the ICI 30% Interest on or before May 15, 2003 upon the payment of \$180 million plus accrued interest from May 15, 2002, and subject to completion of the purchase of the HIH Senior Subordinated Discount Notes. Concurrently, BNAC paid ICI \$160 million to acquire the HIH Senior Subordinated Discount Notes, subject to certain conditions, including the obligation to make an additional payment of \$100 million plus accrued interest to ICI. The HIH Senior Subordinated Discount Notes were pledged to ICI as collateral security for such additional payment.

In connection with the Restructuring, all the shares in BNAC were contributed to the Company. The Company then caused BNAC to be merged into HMP. As a result of its merger with BNAC, HMP held the interests formerly held by BNAC in the HIH Senior Subordinated Discount Notes and the option to acquire the subsidiary of ICI that held the ICI 30% Interest.

Prior to May 9, 2003, the Company owned approximately 61% of the HIH membership interests. On May 9, 2003, the Company exercised its option under the Option Agreement and completed the HIH Consolidation Transaction. As a result, as of May 9, 2003, the Company indirectly owns 100% of the HIH membership interests. Prior to May 1, 2003, the Company accounted for its investment in HIH using the equity method of accounting due to the significant management participation rights formerly granted to ICI pursuant to the HIH limited liability company agreement. As a consequence of the Company's 100% indirect ownership of HIH and the resulting termination of ICI's management participation rights, the Company is considered to have a controlling financial interest in HIH. Accordingly, the Company no longer accounts for HIH using the equity method of accounting, but effective May 1, 2003 HIH's results of operations are consolidated with the Company's results of operations. Consequently, results of HIH through April 30, 2003 are recorded using the equity method of accounting, and results of HIH beginning May 1, 2003 are recorded on a consolidated basis. As a

result, the summary historical financial data for periods ending prior to May 1, 2003 are not comparable to financial periods ending on or after May 1, 2003.

Summarized information for HIH as of December 31, 2002 and for the year then ended and the income statement information for the four months ended April 30, 2003 is as follows (dollars in millions):

	Four months ended April 30, 2003 (unaudited)	December 31, 2002	December 31, 2001
Assets	\$ 5,187.1	\$ 5,044.1	
Liabilities	4,899.2	4,706.1	
Revenues	1,733.4	4,518.1	\$ 4,575.8
Net income (loss)	(65.2)	(68.5)	(139.4)
The Company's equity in:			
Net assets	\$ 179.3	\$ 202.8	
Net loss	(39.0)	(41.1)	\$ (76.4)

## 6. Intangible Assets

The gross carrying amount and accumulated amortization of intangible assets are as follows (dollars in millions):

	September 30, 2004			December 31, 2003			December 31, 2002		
	Carrying Amount	Accumulated Amortization	Net	Carrying Amount	Accumulated Amortization	Net	Carrying Amount	Accumulated Amortization	Net
Patents, trademarks, and technology	\$ 414.8	\$ 171.5	\$ 243.3	\$ 427.0	\$ 144.5	\$ 282.5	\$ 57.8	\$ 28.0	\$ 29.8
Licenses and other agreements	18.3	10.7	7.6	18.3	9.5	8.8	15.8	7.5	8.3
Non-compete agreements	49.6	42.5	7.1	49.6	38.5	11.1	—	—	—
Other intangibles	7.5	0.7	6.8	16.8	2.4	14.4	2.2	0.7	1.5
<b>Total</b>	<b>\$ 490.2</b>	<b>\$ 225.4</b>	<b>\$ 264.8</b>	<b>\$ 511.7</b>	<b>\$ 194.9</b>	<b>\$ 316.8</b>	<b>\$ 75.8</b>	<b>\$ 36.2</b>	<b>\$ 39.6</b>

Amortization expense was \$25.8 million, \$32.0 million, \$32.0 million, \$6.4 million and \$7.3 million for the nine months ended September 30, 2004 and 2003 and the years ended December 31, 2003, 2002 and 2001, respectively. Estimated future amortization expense for intangible assets over the next five years is as follows (dollars in millions):

Year ending December 31:	
2004	\$ 31
2005	31
2006	28
2007	26
2008	26

## 7. Other Noncurrent Assets

Other noncurrent assets consist of the following (dollars in millions):

	September 30, 2004	December 31, 2003	December 31, 2002
Prepaid pension assets	\$ 178.9	\$ 254.4	\$ —
Debt issuance costs	107.8	105.9	6.9
Capitalized turnaround expense	105.2	83.9	11.8
Spare parts inventory	96.1	100.5	43.1
Other noncurrent assets	69.5	68.3	47.6
<b>Total</b>	<b>\$ 557.5</b>	<b>\$ 613.0</b>	<b>\$ 109.4</b>

## 8. Accrued Liabilities

Accrued liabilities consist of the following (dollars in millions):

	September 30, 2004	December 31, 2003	December 31, 2002
Payroll, severance and related costs	\$ 129.1	\$ 150.1	\$ 49.9
Interest	87.0	121.4	19.9
Volume and rebates accruals	89.9	89.5	20.8
Income taxes	36.2	53.0	8.1
Taxes (property and VAT)	73.5	63.3	21.1
Pension liabilities	22.8	21.3	21.1
Restructuring and plant closing costs	117.3	74.1	7.8
Environmental accruals	7.1	8.6	4.8
Interest and commodity hedging accruals	2.0	11.3	—
Other miscellaneous accruals	124.9	109.4	46.8
<b>Total</b>	<b>\$ 689.8</b>	<b>\$ 702.0</b>	<b>\$ 200.3</b>

## 9. Other Noncurrent Liabilities

Other noncurrent liabilities consist of the following (dollars in millions):

	September 30, 2004	December 31, 2003	December 31, 2002
Pension liabilities	\$ 406.8	\$ 332.9	\$ 102.0
Other postretirement benefits	81.5	86.3	61.9
Environmental accruals	27.5	26.3	13.5
Other post retirement benefit of unconsolidated affiliate	43.8	42.6	—
Restructuring and plant closing costs	—	2.7	—
Fair value of interest derivatives	18.3	9.5	20.5
Other noncurrent liabilities	75.3	84.4	36.4
<b>Total</b>	<b>\$ 653.2</b>	<b>\$ 584.7</b>	<b>\$ 234.3</b>

## 10. Restructuring, Plant Closing and Impairment Costs

During the periods discussed below, the Company has pursued two major cost reduction programs to improve operational efficiencies, HLLC Restructuring (2001-2002) and Project Coronado (2003-2004). The Company has conducted, and with respect to Project Coronado continues to conduct numerous discrete, but frequently individually immaterial, restructuring projects in connection with these two major programs.

As of September 30, 2004, accrued restructuring and plant closing costs by type of cost and activity consist of the following (dollars in millions):

	Workforce reductions(1)	Demolition and decommissioning	Non-cancelable lease costs	Other restructuring costs	Total(2)
Accrued liabilities as of January 1, 2001	\$ —	\$ —	\$ —	\$ —	\$ —
Charges for 2001 activities	44.2	2.8	6.9	6.4	60.3
Payments(3)	—	—	—	—	—
Accrued liabilities as of December 31, 2001	44.2	2.8	6.9	6.4	60.3
Charges for 2001 activities	—	1.0	(4.6)	(1.7)	(5.3)
Charges for 2002 activities	1.6	2.7	—	—	4.3
Payments for 2001 activities(3)	(40.3)	(0.5)	(1.7)	(4.7)	(47.2)
Payments for 2002 activities(3)	(1.6)	(2.7)	—	—	(4.3)
Accrued liabilities as of December 31, 2002	3.9	3.3	0.6	—	7.8
HHH balance at consolidation on May 1, 2003(4)	24.2	—	—	—	24.2
AdMat opening balance sheet liabilities at June 30, 2003(5)	53.2	1.5	—	6.1	60.8
Charges for 2001 activities	(2.0)	(0.3)	(0.2)	—	(2.5)
Charges for 2003 activities	28.1	—	—	—	28.1
Payments for 2001 activities(3)	(1.9)	(0.4)	(0.2)	—	(2.5)
Payments for 2003 activities(3)	(39.1)	—	—	—	(39.1)
Accrued liabilities as of December 31, 2003	66.4	4.1	0.2	6.1	76.8
Adjustment to the opening balance sheet of AdMat	0.6	—	—	2.0	2.6
Charges for 2003 activities	27.2	—	—	—	27.2
Charges for 2004 activities	60.8	1.9	—	3.5	66.2
Payments for 2001 activities(3)	—	—	(0.2)	—	(0.2)
Payments for 2003 activities(3)	(27.3)	(0.2)	—	(7.5)	(35.0)
Payments for 2004 activities(3)	(20.3)	—	—	—	(20.3)
Accrued liabilities as of September 30, 2004	\$ 107.4	\$ 5.8	\$ —	\$ 4.1	\$ 117.3

- (1) Substantially all of the employees terminated in connection with the restructuring programs were terminated under ongoing termination benefit arrangements. Accordingly, the related liabilities

were accrued as a one-time charge to earnings in accordance with Statement of Financial Accounting Standards No. 112, "Employers' Accounting for Postemployment Benefits."

	December 31, 2001	December 31, 2002	December 31, 2003	December 31, 2004
(2) Accrued liabilities by activities are as follows:				
2001 activities	\$ 60.3	\$ 7.8	\$ 2.8	\$ 2.6
2002 activities		—	—	—
2003 activities			74.0	68.8
2004 activities				45.9
Total	\$ 60.3	\$ 7.8	\$ 76.8	\$ 117.3

- (3) Includes impact of foreign currency translation.
- (4) Prior to May 1, 2003, the Company's investment in HIH was recorded on the equity method. Effective May 1, 2003, HIH is recorded as a consolidated subsidiary. HIH accrued liabilities for workforce reductions include a \$7.1 million liability at December 31, 2002 related to a prior period and a \$19.1 million charge recorded in the first quarter of 2003 offset by \$2.0 million in cash payments through May 1, 2003.
- (5) AdMat's restructuring liabilities were recorded on its opening balance sheet.

Details with respect to the Company's reserves for restructuring and plant closing costs are provided below by segments and activity (dollars in millions):

	Polyurethanes	Advanced Materials	Performance Products	Pigments	Base Chemicals	Polymers	Total
Accrued liabilities as of January 1, 2001	\$ —	\$ —	\$ —	\$ —	\$ —	\$ —	\$ —
Charges for 2001 activities	—	—	—	—	35.2	25.1	60.3
Payments(2)	—	—	—	—	—	—	—
Accrued liabilities as of December 31, 2001	—	—	—	—	35.2	25.1	60.3
Charges for 2001 activities	—	—	—	—	—	(5.3)	(5.3)
Charges for 2002 activities	—	—	4.3	—	—	—	4.3
Payments for 2001 activities(2)	—	—	—	—	(30.2)	(17.0)	(47.2)
Payments for 2002 activities(2)	—	—	(4.3)	—	—	—	(4.3)
Accrued liabilities as of December 31, 2002	—	—	—	—	5.0	2.8	7.8
HIH balance at consolidation on May 1, 2003	24.2	—	—	—	—	—	24.2
AdMat opening balance sheet liabilities at June 30, 2003	—	60.8	—	—	—	—	60.8
Charges for 2001 activities	—	—	—	—	(2.5)	—	(2.5)
Charges for 2003 activities	10.9	—	10.7	6.5	—	—	28.1
Payments for 2001 activities(2)	—	—	—	—	(2.5)	—	(2.5)
Payments for 2003 activities(2)	(19.3)	(9.3)	(8.3)	(2.2)	—	—	(39.1)
Accrued liabilities as of December 31, 2003	15.8	51.5	2.4	4.3	—	2.8	76.8
Adjustments to the opening balance sheet of AdMat	—	2.6	—	—	—	—	2.6
Charges for 2003 activities	—	—	17.5	9.7	—	—	27.2
Charges for 2004 activities(1)	24.8	—	7.3	20.9	9.1	4.1	66.2
Payments for 2001 activities(2)	—	—	—	—	—	(0.2)	(0.2)
Payments for 2003 activities(2)	(6.3)	(23.0)	(1.7)	(4.0)	—	—	(35.0)
Payments for 2004 activities(2)	(6.0)	—	(2.4)	(8.2)	—	(3.7)	(20.3)
Accrued liabilities as of September 30, 2004	\$ 28.3	\$ 31.1	\$ 23.1	\$ 22.7	\$ 9.1	\$ 3.0	\$ 117.3
Current portion of restructuring reserve	\$ 28.3	\$ 31.1	\$ 23.1	\$ 22.7	\$ 9.1	\$ 3.0	\$ 117.3
Long-term portion of restructuring reserve	—	—	—	—	—	—	—
Estimated additional future charges for current restructuring projects:							
Estimated additional charges within one year							
Cash charges	\$ 9.0	\$ —	\$ 20.0	\$ 9.0	\$ 5.0	\$ 1.0	\$ 44.0
Noncash charges	—	—	31.0	—	—	—	31.0
Estimated additional charges beyond one year							
Cash charges	\$ —	\$ —	\$ —	\$ —	\$ —	\$ —	\$ —
Noncash charges	—	—	—	—	—	—	—

(1) Does not include non-cash charges of \$109.0 million for asset impairments and write downs.

(2) Includes impact of foreign currency translation.

### ***2004 Restructuring Activities***

As of September 30, 2004 and December 31, 2003, the Company had reserves for restructuring and plant closing costs of \$117.3 million and \$76.8 million, respectively. During the nine months ended September 30, 2004, the Company, on a consolidated basis, recorded additional reserves of \$93.4 million, including reserves for workforce reductions, demolition and decommissioning and other restructuring costs associated with closure or curtailment of activities at the Company's smaller, less efficient manufacturing facilities. During the 2004 period, the Company made cash payments against these reserves of \$55.5 million.

As of December 31, 2003, the Polyurethanes segment reserve consisted of \$15.8 million related to the restructuring activities at the Rozenburg, Netherlands site (as announced in 2003), the workforce reductions throughout the Polyurethanes segment (as announced in 2003), and the closure of the Shepton Mallet, U.K. site (as announced in 2002). During the nine months ended September 30, 2004, the Polyurethanes segment recorded additional restructuring charges of \$24.8 million and made cash payments of \$12.3 million. In the first quarter of 2004, the Polyurethanes segment recorded restructuring expenses of \$4.8 million, all of which are payable in cash. In the second quarter of 2004, the Polyurethanes segment announced restructuring charges of \$18.1 million, all of which are payable in cash. During the third quarter of 2004, the Polyurethanes segment recorded additional restructuring expenses of \$9.9 million, \$1.9 million of which are payable in cash and the remainder is an impairment of its West Deptford, New Jersey site. These restructuring activities are expected to result in additional restructuring charges of approximately \$9 million through 2005 and result in workforce reductions of approximately 160 positions, of which 52 positions have been reduced during the nine months ended September 30, 2004. As of September 30, 2004, the Polyurethanes segment restructuring reserve totaled \$28.3 million.

In connection with the AdMat Transaction, the Company is implementing a substantial cost reduction program. The program includes reductions in costs in the Advanced Materials segment's global supply chain, reductions in general and administrative costs across the business and the centralization of operations where efficiencies may be achieved. The cost reduction program is expected to continue through June 2005 and is estimated to involve \$63.5 million in total restructuring costs, all of which were recorded in the opening balance sheet. The program will result in approximately \$53.9 million in costs for workforce reduction and approximately \$9.6 million in costs to close plants and discontinue certain service contracts worldwide. The Advanced Materials segment reduced workforce by 188 positions and 151 positions during the six months ended December 31, 2003 and the nine months ended September 30, 2004, respectively.

As of December 31, 2003, the Performance Products segment reserve consisted of \$2.4 million relating to the closure of a number of plants at the Whitehaven, U.K. facility, the closure of an administrative office in London, U.K., the rationalization of a surfactants technical center in Oldbury, U.K., and the restructuring of a facility in Barcelona, Spain. During the nine months ended September 30, 2004, the Performance Products segment accrued restructuring charges of \$41.2 million consisting of cash charges of \$24.8 million and \$16.4 million of asset impairment. During the second quarter 2004, the Performance Products segment recorded charges of \$20.9 million, of which \$5.1 million were payable in cash. These charges primarily related to the announced closure of the Company's Guelph, Ontario, Canada Performance Products manufacturing facility, involving a restructuring charge of \$20.2 million consisting of a \$15.8 million asset impairment and \$4.4 million of

charges payable in cash. Production will be moved to the Company's other larger, more efficient facilities. Workforce reductions of approximately 66 positions are anticipated. During the third quarter of 2004, the Company adopted a plan to reduce the workforce across all locations in its European surfactants business by approximately 250 positions. A restructuring charge of \$17.5 million was recorded consisting entirely of severance charges to be paid in cash. During the third quarter of 2004, the Company also announced the closure of its maleic anhydride briquette facility in Queeny, Missouri and recorded a restructuring charge of \$1.5 million which consisted of a \$0.6 million asset impairment and a charge payable in cash of \$0.9 million. During the third quarter of 2004, the Company also announced the closure of its technical facility in Austin, Texas and recorded a restructuring charge of \$1.3 million which is payable in cash. During the nine months ended September 30, 2004, the Company made cash payments of \$4.1 million related to restructuring activities. These restructuring activities are not expected to result in additional charges. The Performance Products segment reserve totaled \$23.1 million as of September 30, 2004.

On October 27, 2004, the Company adopted a plan to rationalize the Whitehaven, U.K. surfactants operations of its Performance Products segment. The plan includes the closure of substantially all of the Company's Whitehaven, U.K. surfactants manufacturing facility and the reduction of approximately 70 positions at the facility. The rationalization is part of a reorganization of the Company's European surfactants business which is expected to reduce an additional 250 positions over a period of 15 months at facilities throughout Europe. In connection with the rationalization of the Whitehaven facility, the Company expects to recognize a restructuring charge of approximately \$51 million in the fourth quarter of 2004, of which approximately \$20 million is expected to be payable in cash.

As of December 31, 2003, the Polymers segment reserve consisted of \$2.8 million related to its demolition and decommissioning of the Odessa, Texas styrene manufacturing facility and non-cancelable lease costs. During the nine months ended September 30, 2004, the Polymers segment recorded restructuring expenses related to the closure of an Australian manufacturing unit of \$7.6 million and made cash payments of \$3.9 million related to these restructuring activities. Of the \$7.6 million of restructuring expenses, \$5.2 million were recorded in the second quarter and \$2.4 million were recorded in the third quarter, and \$4.1 million are payable in cash. These restructuring activities are expected to result in additional charges of less than \$1.0 million through 2005 and in workforce reductions of approximately 23 positions. The Polymers segment reserve totaled \$3.0 million as of September 30, 2004.

As of September 30, 2004 and December 31, 2003, the Pigments segment reserve consisted of \$22.7 million and \$4.3 million, respectively. During the nine months ended September 30, 2004, the Pigments segment recorded additional restructuring charges of \$111.7 million and made cash payments of \$12.2 million. In the first quarter 2004, the Pigments segment recorded restructuring expenses of \$3.9 million, all of which are payable in cash. In the second quarter 2004, the Pigments segment recorded restructuring expenses of \$104.2 million, of which \$81.1 million is not payable in cash. In April 2004, the Company announced that, following a review of the Pigments business, it will idle approximately 55,000 tonnes, or about 10%, of its total titanium dioxide ("TiO<sub>2</sub>") production capacity in the fourth quarter of 2004. As a result of this decision, the Company has recorded a restructuring charge of \$17.0 million to be paid in cash, a \$77.2 million asset impairment charge and a \$3.9 million charge for the write-off of spare parts inventory and other assets. Concerning the impairment charge, the Company determined that the value of the related long-lived assets was impaired and recorded the non-cash charge to earnings for the impairment of these assets. The fair value of these assets for

purposes of measuring the impairment was determined using the present value of expected cash flows. Additional second quarter 2004 restructuring activities resulted in a charge of \$6.1 million, all of which is payable in cash. In the third quarter of 2004, the Pigments segment recorded restructuring expenses of \$3.6 million, all of which are payable in cash, related to workforce reductions at several of its locations worldwide. These restructuring activities are expected to result in additional restructuring charges of approximately \$9 million through 2005 and result in workforce reductions of approximately 475 positions, of which 180 positions have been reduced during the nine months ended September 30, 2004.

As of September 30, 2004 and December 31, 2003, the Base Chemicals segment reserve consisted of \$9.1 million and nil, respectively, related to workforce reductions arising from the announced change in work shift schedules and in the engineering and support functions at the Wilton and North Tees, U.K. facilities. During the nine months ended September 30, 2004, the Base Chemicals segment recorded restructuring charges of \$9.1 million, all of which is payable in cash; \$2.2 million of these charges were recorded in the second quarter and \$6.9 million were recorded in the third quarter of 2004. These restructuring activities are expected to result in additional charges of approximately \$5 million and in workforce reductions of approximately 100 positions through 2005.

### ***2003 Restructuring Activities***

On March 11, 2003 (before HIIH was consolidated into the Company), the Polyurethanes segment announced that it would integrate its global flexible products unit into its urethane specialties unit, and recorded a restructuring charge of \$19.2 million for workforce reductions of approximately 118 employees. During the remainder of the year, charges of \$8.9 million were taken for workforce reductions relating to this restructuring at the Rozenberg, Netherlands site.

In June 2003, the Company announced that its Performance Products segment would close a number of plants at its Whitehaven, U.K. facility and recorded a charge of \$20.1 million in the second quarter 2003. This charge represents \$11.4 million relating to an impairment of assets at Whitehaven (in connection with the plant shutdowns) and \$8.7 million of workforce reduction costs. The Company also recorded a \$2.0 million charge in respect of severance costs arising from the closure of an administrative office in London, U.K., the rationalization of our surfactants technical center in Oldbury, U.K., and the restructuring of our facility in Barcelona, Spain. These charges are part of an overall cost reduction program for this segment that is expected to be implemented through 2005.

In August 2003, the Company recorded a restructuring charge of \$6.5 million related to workforce reductions of approximately 63 employees across its global Pigments operations. The overall cost reduction program to be completed through 2005 for the Pigments segment will involve 250 employees and is estimated to cost an additional \$16.5 million. At December 31, 2003, \$4.3 million remains in the reserve for restructuring and plant closing costs related to these restructuring activities.

In connection with the AdMat Transaction, the Company is implementing a substantial cost reduction program. The program will include reductions in costs of the Company's global supply chain, reductions in general and administrative costs across the business and the centralization of operations where efficiencies may be achieved. The cost reduction program is expected to be implemented through 2005 and is estimated to involve \$60.8 million in total restructuring costs. As part of the program, the Company expects to incur approximately \$53.2 million to reduce headcount and to incur approximately \$7.6 million to close plants and discontinue certain service contracts worldwide. The Company reduced

188 staff in the six months ended December 31 2003. Payments of restructuring and plant closing costs were recorded against reserves established in connection with recording the AdMat Transaction as a purchase business combination. At December 31, 2003, \$51.5 million remains in the reserve for restructuring and plant closing costs related to the cost reduction program. The Company expects to finalize its restructuring plans by June 30, 2004. Accordingly, the reserve for restructuring and plant closing costs are subject to revision based on final assessment.

### ***2002 Restructuring Activities***

During 2002, the Company announced that it would be closing certain units at its Jefferson County and Canadian plants, primarily in the Performance Products business. As a result, the Company recorded accrued severance and shutdown costs of \$4.3 million substantially all of which had not been paid at December 31, 2002. The net effect of 2002 unit closing costs and the reversal of restructuring charges discussed in "—2001 Restructuring Activities" below is to reflect \$1.0 million in income in 2002 and to reflect a \$7.8 million accrual at December 31, 2002.

### ***2001 Restructuring Activities***

During 2001, the Company initiated a restructuring plan closing certain manufacturing units and eliminating sales and administrative positions. In addition, the Company recorded an asset impairment charge related to fixed assets and goodwill. The restructuring charge, which was recorded in several phases during the year, included the closure of a styrene production unit located in Odessa, Texas, the closure of the polypropylene Line 1 unit located in Odessa, Texas (which represents approximately 30% of the Odessa facility's current total capacity), the write-off of the flexible polyolefins unit located in Odessa, Texas which was under evaluation for alternative product use and the write-off of the manufacturing facility in Austin, Texas. The total write-off of property, plant and equipment as a result of the closures was \$102.6 million.

In connection with the closures, the Company recorded accruals for decommissioning costs, non-cancelable lease charges and provided for the write-off of unusable material and supplies inventory. The Company also wrote off \$33.8 million of goodwill related to the closures.

As a result of the plant closings and the elimination of redundant costs in the maintenance, technical services and overhead cost structure, approximately \$44.2 million was accrued for severance, fringe benefits and outplacement costs. The program resulted in a workforce reduction of approximately 800 manufacturing, sales, general and administrative and technical employees. The restructuring plan was substantially completed by the second quarter of 2002.

Under SFAS No. 121, "*Accounting for the Impairment of Long-Lived Assets and for Long-Lived Assets to be Disposed Of*," companies must review the carrying amount of long-lived assets and certain intangibles, including related goodwill, whenever events or changes in circumstances indicate that the carrying amount of an asset or a group of assets may not be recoverable.

The Company recorded an asset impairment charge of \$385.4 million in the fourth quarter of 2001 related to its property, plant and equipment of the Polymers segment. During 2001, the Polymers segment experienced significant declines in sales prices and operating cash flow. The declining results were primarily due to lower sales prices, coupled with difficulty in passing on raw material and energy costs to customers. The lower sales prices were primarily due to decreased demand in industrial and

consumer related applications, which resulted in increased competition and reduced operating rates. In early October 2001, as a result of the above factors and as part of the Company's restructuring efforts, the Company performed a review of its remaining polyethylene, polypropylene and amorphous polyalphaolefin businesses. During this time, the Company engaged a financial advisor and investment banker to assist it and its domestic subsidiaries in identifying and exploring strategic alternatives, including developing out of court or court sanctioned financial restructuring plans. In February 2002, the financial advisor provided a valuation report to the Company's management, which indicated an impairment of Polymers' assets. As a result, in the fourth quarter of 2001 it became necessary to assess Polymers' fixed assets for impairment as required under SFAS No. 121.

The Company performed an evaluation of the recoverability of all the assets of Polymers' business in accordance with SFAS No. 121. An impairment charge was required as a result of this evaluation as the estimated fair value of Polymers' assets was less than their carrying value. The fair value of Polymers' net assets was determined by discounting the estimated future cash flows using a discount rate commensurate with the risks involved.

The Company's non-cash restructuring costs and impairment charges have been recorded against the following accounts: \$488.0 million against property, plant and equipment; \$33.8 million against goodwill; \$6.4 million against inventories; and \$55.0 million against accrued liabilities.

## **11. Securitization of Accounts Receivable**

### ***HI Accounts Receivable Securitization Program***

On December 21, 2000, HI initiated an accounts receivable securitization program under which it grants an undivided interest in certain of its trade receivables to a qualified off-balance sheet entity (the "Receivables Trust") at a discount. This undivided interest serves as security for the issuance of commercial paper and medium term notes by the Receivables Trust. The following discussion of the HI accounts receivable securitization program covers the eight month period from the effective date of the HIH Consolidation Transaction in 2003 through September 30, 2004.

At September 30, 2004 and December 31, 2003, the Receivables Trust had approximately \$197 million and \$198 million, respectively in U.S. dollar equivalents in medium term notes outstanding and approximately \$37 million and \$100 million, respectively in commercial paper outstanding. Under the terms of the agreements, HI and its subsidiaries continue to service the receivables in exchange for a 1% fee of the outstanding receivables, and HI is subject to recourse provisions.

HI's retained interest in receivables (including servicing assets) subject to the program was approximately \$251.5 million and \$154 million as of September 30, 2004 and December 31, 2003, respectively. The value of the retained interest is subject to credit and interest rate risk. For the eight months ended December 31, 2003, new sales totaled approximately \$2,773 million and cash collections reinvested totaled approximately \$2,794 million, respectively. Servicing fees received during 2003 were approximately \$3.4 million. For the nine months ended September 30, 2004 and 2003, new sales of accounts receivable sold into the program totaled approximately \$3,669.1 million and \$1,727.0 million, respectively, and cash collections from receivables sold into the program that were reinvested totaled approximately \$3,635.5 million and \$3,074.1 million, respectively. Servicing fees received during the nine months ended September 30, 2004 and 2003 were approximately \$4.0 million and \$2.1 million, respectively.

HI incurs losses on the accounts receivable securitization program for the discount on receivables sold into the program and fees and expenses associated with the program. HI also retains responsibility for the economic gains and losses on forward contracts mandated by the terms of the program to hedge the currency exposures on the collateral supporting the off-balance sheet debt issued. Gains and losses on forward contracts included as a component of the loss on accounts receivable securitization program are a loss of \$1.0 million and a loss of \$5.3 million for the nine months ended September 30, 2004 and 2003, respectively, and a loss of \$13.8 million for the eight months ended December 30, 2003. As of September 30, 2004 and December 31, 2003, the fair value of the open forward currency contracts was \$0.3 million and \$6.8 million, respectively, which is included as a component of the residual interest that is included as a component of trade receivables on HI's balance sheet. On April 16, 2004, HI amended the commercial paper facility. Pursuant to the amendment, the maturity of the commercial paper facility was extended to March 31, 2007. In addition, the amendment permits the issuance of euro-denominated commercial paper.

The key economic assumptions used in valuing the residual interest are presented below:

	September 30, 2004	December 31, 2003
Weighted average life (in months)	Approx. 1.5	Approx. 3
Credit losses (annual rate)	Less than 1%	Less than 1%
Discount rate (annual rate)	Approx. 1%	Approx. 2%

A 10% and 20% adverse change in any of the key economic assumptions would not have a material impact on the fair value of the retained interest. Total receivables over 60 days past due as of September 30, 2004 and December 31, 2003 were \$13.4 million and \$15.6 million, respectively.

#### ***Huntsman LLC Accounts Receivable Securitization Program***

Huntsman LLC formerly had an accounts receivable agreement with Windmill Funding Corporation ("Windmill") and ABN-AMRO Bank under which it had the right to sell trade accounts receivable of certain subsidiaries to Windmill on a continuing basis subject to limited recourse. Receivables sold under the terms of the agreement were removed from Huntsman LLC's consolidated financial statements at the time of sale. Huntsman LLC retained certain receivables as additional collateral to ABN-AMRO Bank. Huntsman LLC serviced the trade receivables it had sold to Windmill. The fair value of the retained servicing interest approximated cost due to the short term nature of the receivables. The weighted average life of the receivables was approximately two months and credit losses were expected to be less than 1%. The Company recorded a loss on the sale of receivables of \$5.9 million for the year ended December 31, 2001.

In December 2001, Huntsman LLC terminated the agreement with Windmill and ABN-AMRO Bank, and it repurchased the outstanding receivables balance of \$73.7 million.

## 12. Long-Term Debt

Long-term debt outstanding as of September 30, 2004, December 31, 2003 and December 31, 2002 is as follows (dollars in millions):

	September 30, 2004	December 31, 2003	December 31, 2002
<b>Huntsman LLC Debt, excluding HIH and HI:</b>			
Senior secured credit facilities:			
Term Loan A	\$ 606.3	\$ 606.3	\$ 938.0
Term Loan B	96.1	459.0	450.0
Revolving facility	105.0	12.2	32.1
Other debt:			
Huntsman LLC senior secured notes	451.0	450.5	—
Huntsman Polymers senior unsecured notes	—	36.8	36.8
HLLC senior unsecured fixed rate notes	300.0	—	—
HLLC senior unsecured floating rate notes	100.0	—	—
Huntsman LLC senior subordinated fixed rate notes	44.2	44.2	44.2
Huntsman LLC senior subordinated floating rate notes	15.1	15.1	15.1
Huntsman Specialty Chemicals Corporation subordinated note	100.8	99.7	98.1
Huntsman Corporation Australia Pty Ltd. (HCA) credit facilities	41.9	44.5	38.9
Huntsman Chemical Company Australia (HCCA) credit facilities	12.3	48.7	36.6
Subordinated note and accrued interest—affiliate	39.5	35.5	30.9
Term note payable to a bank	9.2	9.5	10.4
Other	28.2	5.6	5.0
<b>Total Huntsman LLC Debt, excluding HIH and HI</b>	<b>1,949.6</b>	<b>1,867.6</b>	<b>1,736.1</b>
<b>HI:</b>			
Senior secured credit facilities:			
Term B loan	1,366.6	620.1	—
Term C loan	—	620.1	—
Revolving facility	—	22.0	—
Other debt:			
HI Senior unsecured notes	456.3	457.1	—
HI Senior subordinated notes	1,159.6	1,169.8	—
Other long-term debt	38.4	38.0	—
<b>Total HI debt</b>	<b>3,020.9</b>	<b>2,927.1</b>	<b>—</b>
<b>HIH:</b>			
Senior discount notes	479.2	434.6	—
Senior subordinated discount notes—affiliate	400.5	358.3	—
<b>Total HIH debt</b>	<b>879.7</b>	<b>792.9</b>	<b>—</b>
<b>Total HIH consolidated debt</b>	<b>3,900.6</b>	<b>3,720.0</b>	<b>—</b>
<b>AdMat debt:</b>			
Senior secured notes	348.5	348.2	—
Other debt	3.0	3.2	—
<b>Total AdMat debt</b>	<b>351.5</b>	<b>351.4</b>	<b>—</b>
<b>HMP debt:</b>			
HMP Senior Secured Notes (1) (Principal amount \$518.2)	389.5	329.4	—
<b>Total HMP debt</b>	<b>389.5</b>	<b>329.4</b>	<b>—</b>
Fair value adjustment of HIH debt	10.0	—	—
Elimination of HIH Senior subordinated discount notes owned by HMP	(400.5)	(358.3)	—
<b>Total debt</b>	<b>\$ 6,200.7</b>	<b>\$ 5,910.1</b>	<b>\$ 1,736.1</b>
<b>Current portion</b>	<b>\$ 54.8</b>	<b>\$ 137.1</b>	<b>\$ 63.8</b>
<b>Long-term portion—excluding affiliate</b>	<b>6,106.4</b>	<b>5,737.5</b>	<b>1,641.4</b>
<b>Total debt—excluding affiliate</b>	<b>6,161.2</b>	<b>5,874.6</b>	<b>1,705.2</b>
<b>Long-term debt—affiliate</b>	<b>39.5</b>	<b>35.5</b>	<b>30.9</b>
<b>Total debt</b>	<b>\$ 6,200.7</b>	<b>\$ 5,910.1</b>	<b>\$ 1,736.1</b>

(1) Excludes value attributable to the warrants issued in conjunction with the HMP Senior Discount Notes (as defined below).

### ***HMP Equity Holdings Corporation Debt (excluding Huntsman LLC, HI, HIH and AdMat)***

On May 9, 2003, the Company issued units consisting of 15% senior secured discount notes due 2008 (the "HMP Senior Discount Notes") with an accreted value of \$423.5 million and 875,000 warrants to purchase approximately 12% of the Company's common stock. Of the \$423.5 million, \$8.5 million was recorded to reflect a discount of 2%, \$285.0 million has been recorded as the initial carrying value for the HMP Senior Discount Notes and \$130.0 million was recorded as the carrying value of the warrants. The HMP Senior Discount Notes were issued with original issue discount for U.S. federal income tax purposes. The aggregate proceeds from the units were allocated to the HMP Senior Discount Notes and warrants based upon the relative fair value of each security. Interest on the HMP Senior Discount Notes is paid in kind. The effective interest rate based on the initial carrying value is 23.7%. The HMP Senior Discount Notes are secured by a first priority lien on the HIH Senior Subordinated Discount Notes, the 10% direct and 30% indirect equity interests held by the Company in HIH, the Company's common stock outstanding as of May 9, 2003, and the Company's equity interests in Huntsman LLC. The HMP Senior Discount Notes are redeemable beginning November 15, 2004 at stipulated redemption prices declining from 107.5% to 100% of accreted value by May 15, 2007. The HMP Senior Discount Notes contain certain restrictions including limits on the incurrence of debt, restricted payments, liens, transactions with affiliates, and merger and sales of assets. Management believes that the Company is in compliance with the covenants of the HMP Senior Discount Notes as of September 30, 2004.

The Company issued 875,000 warrants in connection with the HMP Senior Discount Notes, each of which entitled the holder to purchase 2.8094 shares of the Company's common stock for an exercise price of \$0.01 per share. On August 7, 2004, the Company completed a 10 for 1 reverse stock split which reduced the number of shares outstanding as of that date from 18,027,214 to 1,802,721. As a result of this reverse stock split, the holders of the warrants are now entitled to purchase 0.28094 shares for each warrant held at an exercise price of \$0.10 per share. The warrants became separately transferable from the HMP Senior Discount Notes 180 days after issuance on May 9, 2003, and the warrants become exercisable on November 15, 2004. In certain events, the Company has the right to require the holders of the warrants to exercise or exchange them for other equity securities. The warrants expire on May 15, 2011. On December 23, 2003, the Company repurchased 14,145 warrants at a value of \$1.3 million. There are currently 860,855 warrants outstanding. The aggregate number of shares of Company common stock issueable to the warrant holders is 241,849.

### ***Subsidiary Debt***

The Company's three principal operating subsidiaries are separately financed, their debt is non-recourse to the Company and the Company has no contractual obligation to fund their respective operations. Moreover, notwithstanding that HIH is consolidated with Huntsman LLC for financial accounting purposes, Huntsman LLC is financed separately from HIH, HIH's debt is non-recourse to Huntsman LLC and Huntsman LLC has no contractual obligation to fund HIH's operations. AdMat is also financed separately from Huntsman LLC and HIH, Huntsman LLC and HIH's debt is non-recourse to AdMat and AdMat has no contractual obligation to fund Huntsman LLC or HIH's operations. The following is a discussion of the debt and liquidity of the Company's three primary subsidiaries.

## Huntsman LLC Debt (Excluding HIH and HI)

### Senior Secured Credit Facilities (HLLC Credit Facilities)

As of September 30, 2004, Huntsman LLC's senior secured credit facilities consisted of a \$275 million revolving credit facility maturing in 2006 and two term loan facilities maturing in 2007 in the amount of \$606.3 million and \$96.1 million. On October 14, 2004, Huntsman LLC completed a \$1.065 billion refinancing of its senior credit facilities. The new credit facilities (the "HLLC Credit Facilities") consist of a \$350 million revolving credit facility due October 2009 (the "HLLC Revolving Facility") and a \$715 million term loan B facility due March 2010 (the "HLLC Term Facility"). Proceeds of the refinancing were used to repay in full the outstanding borrowings under Huntsman LLC's prior senior secured credit facilities.

The HLLC Revolving Facility is secured by a first priority lien on substantially all the current and intangible assets of Huntsman LLC and its domestic restricted subsidiaries; and is secured by a second priority lien on substantially all the property, plant and equipment of Huntsman LLC and its restricted domestic subsidiaries and its indirect equity interest in HIH. The HLLC Term Facility is secured by a first priority lien on substantially all of the property, plant and equipment of Huntsman LLC and its restricted domestic subsidiaries and its indirect equity interest in HIH; and by a second priority lien on substantially all of the current and intangible assets of Huntsman LLC and its restricted domestic subsidiaries. The HLLC Credit Facilities are also guaranteed by Huntsman Specialty Chemicals Holdings Corporation ("HSCHC") and Huntsman Specialty Chemicals Corporation ("Huntsman Specialty") and by Huntsman LLC's domestic restricted subsidiaries (collectively, the "HLLC Guarantors"). Neither HIH nor HI are restricted subsidiaries of Huntsman LLC or HLLC Guarantors. As of September 30, 2004 and December 31, 2003, prior to the October 14, 2004 refinancing, the weighted average interest rates on Huntsman LLC's senior credit facilities were 6.4% and 7.3%, respectively, excluding the impact of interest rate hedges.

The HLLC Revolving Facility is subject to a borrowing base of accounts receivable and inventory and is available for general corporate purposes. Borrowings under the HLLC Revolving Facility bear interest, at Huntsman LLC's option, at a rate equal to (i) a LIBOR-based eurocurrency rate plus an applicable margin of 2.25% or (ii) a prime-based rate plus an applicable margin of 1.25%. As of September 30, 2004, prior to the October 14, 2004 refinancing, the interest rate on Huntsman LLC's \$275 million revolving facility was LIBOR plus 3.50%.

The HLLC Revolving Facility allows Huntsman LLC to borrow up to \$50 million secured by letters of credit; however, the \$350 million revolving credit facility is reduced dollar-for-dollar by any letters of credit outstanding.

Borrowings under the HLLC Term Facility bear interest, at Huntsman LLC's option, at a rate equal to (i) a LIBOR-based eurocurrency rate plus an applicable margin of 3.50% or (ii) a prime-based rate plus an applicable margin of 2.50%. The HLLC Term Facility provides for a 0.50% reduction in interest rate margin upon the application of proceeds of a qualified public offering to permanently reduce at least \$200 million of indebtedness at Huntsman LLC, of which at least \$150 million must be senior secured indebtedness. As of September 30, 2004, prior to the October 14, 2004 refinancing, the interest rates on Huntsman LLC's \$606.3 million term loan A and \$96.1 million term loan B facilities were LIBOR plus 4.0% and LIBOR plus 9.75%, respectively.

The HLLC Term Facility contains financial covenants including a minimum interest coverage ratio and a maximum debt to EBITDA ratio, as defined, and limits on capital expenditures. The HLLC Revolving Facility contains financial covenants, including a minimum fixed charge coverage ratio, as defined, and limits on capital expenditures. In addition to financial covenants, the HLLC Credit Facilities contain other customary covenants relating to the incurrence of debt, purchase and sale of assets, limitations on investments, affiliate transactions, change in control provisions, events of default and acceleration provisions. Management believes that Huntsman LLC is in compliance with the covenants of its senior secured credit facilities as of September 30, 2004.

#### **Senior Secured Notes (HLLC Senior Secured Notes)**

On September 30, 2003, Huntsman LLC sold \$380 million aggregate principal amount of 11.625% senior secured notes due October 15, 2010 at an issue price of 98.8% (the "September 2003 Offering"). On December 3, 2003, Huntsman LLC sold an additional \$75.4 million aggregate principal amount of its senior secured notes (collectively with the notes sold in the September 2003 Offering, the "HLLC Senior Secured Notes") at an issue price of 99.5%. Interest on the HLLC Senior Secured Notes is payable semi-annually on April 15 and October 15. The effective interest rate is 11.9%. The HLLC Senior Secured Notes are effectively subordinated to all Huntsman LLC's obligations under the HLLC Revolving Facility and rank *pari passu* with the HLLC Term Facility. The HLLC Senior Secured Notes are guaranteed by the HLLC Guarantors.

The HLLC Senior Secured Notes are redeemable after October 15, 2007 at 105.813% of the principal amount thereof, declining ratably to par on and after October 15, 2009. At any time prior to October 15, 2006, Huntsman LLC may redeem up to 35% of the aggregate principal amount of the HLLC Senior Secured Notes at a redemption price of 111.625% with net cash proceeds of a qualified equity offering.

The indenture governing the HLLC Senior Secured Notes contains covenants relating to the incurrence of debt, limitations on distributions, asset sales and affiliate transactions, among other things. The indenture also requires Huntsman LLC to offer to repurchase the HLLC Secured Notes upon a change of control. Management believes that Huntsman LLC is in compliance with the covenants of the HLLC Secured Notes as of September 30, 2004.

#### **Senior Unsecured Notes (HLLC Senior Notes)**

On June 22, 2004, Huntsman LLC sold \$300 million of senior unsecured fixed rate notes that bear interest at 11.5% and mature on July 15, 2012 (the "HLLC Unsecured Fixed Rate Notes") and \$100 million of senior unsecured floating rate notes that bear interest at a rate equal to LIBOR plus 7.25% and mature on July 15, 2011 (the "HLLC Unsecured Floating Rate Notes," and together with the HLLC Unsecured Fixed Rate Notes, the "HLLC Senior Notes"). The interest rate on the HLLC Unsecured Floating Rate Notes as of September 30, 2004 was 8.80%. The proceeds from the offering were used to repay \$362.9 million on Huntsman LLC's prior term loan B and \$25 million to repay indebtedness at HCCA. See "Other Debt" below. The HLLC Senior Notes are unsecured obligations of Huntsman LLC and are guaranteed by the HLLC Guarantors.

The HLLC Unsecured Fixed Rate Notes are redeemable after July 15, 2008 at 105.75% of the principal amount thereof, declining ratably to par on and after July 15, 2010. The HLLC Unsecured Floating Rate Notes are redeemable after July 15, 2006 at 104.0% of the principal amount thereof,

declining ratably to par on and after July 15, 2008. At any time prior to July 15, 2007, Huntsman LLC may redeem up to 40% of the aggregate principal amount of the HLLC Unsecured Fixed Rate Notes at a redemption price of 111.5% with proceeds of a qualified equity offering. At any time prior to July 15, 2006, Huntsman LLC may redeem up to 40% of the aggregate principal amount of the HLLC Unsecured Floating Rate Notes with the proceeds of a qualified equity offering at a redemption price equal to the par value plus LIBOR plus 7.25%. The indenture governing the HLLC Senior Notes contains covenants relating to the incurrence of debt, limitations on distributions, asset sales and affiliate transactions, among other things. The indenture also requires Huntsman LLC to offer to repurchase the HLLC Senior Notes upon a change of control. Management believes that Huntsman LLC is in compliance with the covenants of the HLLC Senior Notes as of September 30, 2004.

Under the terms of a registration rights agreement among Huntsman LLC, the guarantors of the Huntsman LLC Senior Notes and the initial purchasers of the HLLC Senior Notes, Huntsman LLC was required to file a registration statement relating to an exchange offer for the HLLC Senior Notes on or before November 19, 2004 (the "Filing Date"). Under the terms of the registration rights agreement, because Huntsman LLC did not file the registration statement by the Filing Date, it is required to pay additional interest on the HLLC Senior Notes at a rate of 0.25% per year for the first 90 day period following the Filing Date. Huntsman LLC expects to file the registration statement during the first quarter of 2005.

#### **Senior Subordinated Fixed And Floating Rate Notes (HLLC Notes) And Huntsman Polymers Senior Unsecured Notes (Huntsman Polymers Notes)**

Huntsman LLC's 9.5% fixed and variable subordinated notes due 2007 (the "HLLC Notes") with an outstanding principal balance of \$59.3 million as of September 30, 2004 are unsecured subordinated obligations of Huntsman LLC and are junior in right of payment to all existing and future secured or unsecured senior indebtedness of Huntsman LLC and effectively junior to any secured indebtedness of Huntsman LLC to the extent of the collateral securing such indebtedness. Interest is payable on the HLLC Notes semiannually on January 1 and July 1 at an annual rate of 9.5% on the fixed rate notes and LIBOR plus 3.25% on the floating rate notes. The HLLC Notes are redeemable at the option of Huntsman LLC after July 2002 at a price declining from 104.75% to 100% of par value as of July 1, 2005. The weighted average interest rate on the floating rate notes was 5.2% and 4.4% as of September 30, 2004 and December 31, 2003, respectively. As a result of previously executed amendments to the indentures, virtually all the restrictive covenants contained in the indentures have been eliminated.

On January 28, 2004, Huntsman LLC used \$37.5 million of the net cash proceeds from the December 2003 Offering to redeem, in full, Huntsman Polymers' senior unsecured notes (the "Huntsman Polymers Notes") with a principal amount of \$36.8 million plus accrued interest. The Huntsman Polymers Notes were unsecured senior obligations of Huntsman Polymers; they had an original maturity of December 2004, and a fixed interest rate of 11.75%.

#### **Other Debt**

Huntsman Specialty's subordinated note, in the aggregate principal amount of \$75.0 million, accrued interest until April 15, 2002 at 7% per annum. Pursuant to the note agreement, effective April 15, 2002, all accrued interest was added to the principal of the note for a total principal amount

of \$106.6 million. Such principal balance will be payable in a single installment on April 15, 2008. Interest has been payable quarterly in cash, commencing July 15, 2002. For financial reporting purposes, the note was initially recorded at its estimated fair value of \$58.2 million, based on prevailing market rates as of the effective date. As of September 30, 2004 and December 31, 2003, the unamortized discount on the note was \$5.8 million and \$6.9 million, respectively.

Huntsman Corporation Australia Pty Ltd. ("HCA"), Huntsman LLC's indirect Australian subsidiary that holds its Australian surfactants assets, maintains credit facilities (the "HCA Facilities"). As of September 30, 2004, borrowings under the HCA Facilities totaled A\$58.6 million (\$41.9 million), which include A\$44.0 million (\$31.4 million) on the term loan facility and A\$14.6 million (\$10.5 million) on the revolving credit line. On August 31, 2004, HCA refinanced the previously existing debt facilities with an A\$30.0 million (\$21.4 million) revolving credit line supported by a borrowing base of eligible accounts receivable and inventory and an A\$44.0 million (\$31.4 million) term facility.

Huntsman Chemical Company Australia Pty Ltd. ("HCCA") and certain Australian affiliates hold Huntsman LLC's Australian styrenics assets. On August 31, 2004, HCCA refinanced the previously existing debt facilities of HCCA with an A\$30.0 million (\$21.4 million) revolving credit line supported by a borrowing base of eligible accounts receivable (the "HCCA Facility"). As of September 30, 2004 borrowings under the HCCA Facility totaled A\$17.2 million (\$12.3 million).

The HCA Facilities and the HCCA Facility are secured by a lien on substantially all their respective assets, bear interest at a rate of 2.9% above the Australian base rate, mature in August 2007 and are non-recourse to Huntsman LLC. As of September 30, 2004, the interest rate on the HCA Facilities and the HCCA Facility was 8.38%. On June 24, 2004, Huntsman LLC used \$25 million of proceeds from the offering of the HLLC Senior Unsecured Notes to repay a portion of the previously existing debt facilities of HCCA. Management believes that HCA and HCCA are in compliance with the covenants of the HCA Facilities and the HCCA Facility as of September 30, 2004.

On July 2, 2001, Huntsman LLC entered into a 15% note payable with an affiliated entity in the amount of \$25.0 million. The note is due and payable on the earlier of: (1) the tenth anniversary of the issuance date, or (2) the date of the repayment in full in cash of all indebtedness of Huntsman LLC under its senior secured credit facilities. Interest is not paid in cash, but is accrued at a designated effective rate of 15% per annum, compounded annually. As of September 30, 2004 and December 31, 2003, accrued interest added to the principal balance was \$14.5 million and \$10.5 million, respectively.

As of September 30, 2004, Huntsman LLC has \$24.3 million outstanding on short term notes payable for financing a portion of its insurance premiums. Such notes have monthly scheduled amortization payments through April 1, 2005, bear interest at rates ranging from 3.65% to 4.0%, and are secured by unearned insurance premiums.

## **HI Debt**

### **Senior Secured Credit Facilities (HI Credit Facilities)**

As of September 30, 2004, HI had senior secured credit facilities (the "HI Credit Facilities") which consisted of a revolving loan facility of up to \$375 million maturing in September 2008 (the "HI Revolving Facility"), which includes a \$50 million multicurrency revolving loan facility available in euros, GBP Sterling and U.S. dollars, and a term loan B facility consisting of a \$1,305 million term

portion and a €50 million (approximately \$61.6 million) term portion (the "HI Term Facility"). On July 13, 2004, HI amended and restated the HI Credit Facilities. Prior to the amendment and restatement, the HI Credit Facilities consisted of a \$400 million revolving facility that was scheduled to mature on June 30, 2005, a \$620.1 million term loan B facility that was scheduled to mature on June 30, 2007, and a \$620.1 million term loan C facility that was scheduled to mature on June 30, 2008. At the closing of the amendment and restatement of the HI Credit Facilities on July 13, 2004, HI raised approximately \$126.6 million of net proceeds from the issuance of additional term loan borrowings, of which \$82.4 million was applied to repay all outstanding borrowings on the HI Revolving Facility and the balance, net of fees, increased cash and cash equivalents. The increase in cash and availability under the HI Revolving Facility is available for general corporate purposes and to provide a portion of funds for the construction of a polyethylene production facility at HI's Wilton, U.K. facility. Scheduled amortization of the HI Term Facility is 1% (approximately \$13.7 million) per annum, commencing June 30, 2005, with the remaining unpaid balance due at maturity. The maturity of the HI Term Facility is December 31, 2010; provided that the maturity will be accelerated to December 31, 2008 if HI has not refinanced all of the outstanding HI Senior Notes and the HI Subordinated Notes (as defined below) on or before December 31, 2008 on terms satisfactory to the administrative agent under the HI Credit Facilities.

Interest rates for the amended and restated HI Credit Facilities are based upon, at HI's option, either a eurocurrency rate (LIBOR) or a base rate (prime) plus the applicable spread. The applicable spreads vary based on a pricing grid, in the case of eurocurrency-based loans, from 2.25% to 3.25% per annum depending on the loan facility and whether specified conditions have been satisfied, and, in the case of base rate loans, from 1.00% to 2.00% per annum. As of September 30, 2004 and December 31, 2003 (which was prior to the amendment and restatement of the HI Credit Facilities), the average interest rates on the HI Credit Facilities were 5.1% and 5.6%, respectively, excluding the impact of interest rate hedges.

The HI Credit Facilities are secured by a first priority lien on substantially all the assets of HIH, its domestic subsidiaries and certain of HIH's foreign subsidiaries. The HI Credit Facilities are also guaranteed by HIH, HI's domestic subsidiaries and certain of its foreign subsidiaries (the "HI Guarantors").

The HI Credit Facilities contain financial covenants including a minimum interest coverage ratio and a maximum debt to EBITDA ratio, as defined, and limits on capital expenditures. In addition to financial covenants, the HI Credit Facilities contain other customary covenants relating to the incurrence of debt, the purchase and sale of assets, limitations on investments, affiliate transactions, change in control provisions, events of default and acceleration provisions. Management believes that the Company was in compliance with the covenants of the HI Credit Facilities as of September 30, 2004.

The HI Credit Facility allows HI to borrow up to \$100 million secured by letters of credit; however, the \$375 million revolving credit facility is reduced dollar-for-dollar by any letters of credit outstanding.

In compliance with applicable provisions in its credit facilities, on December 31, 2004, HI prepaid \$59 million on the HI Term Facility in the HI Term Repayment. Such prepayment has been applied in accordance with the provisions of the HI Credit Facilities in such a manner that there will be no

scheduled maturities under the HI Credit Facilities due until June 2006 and such that all remaining scheduled maturities under the HI Term Facility shall be reduced pro rata.

### **HI Senior Notes and HI Senior Subordinated Notes**

In March 2002, HI issued \$300 million in aggregate principal amount of senior unsecured notes due 2009 at an interest rate of 9.875% per annum (the "HI Senior Notes"). On April 11, 2003, HI sold an additional \$150 million in aggregate principal amount of the HI Senior Notes at an issue price of 105.25%. Interest on the HI Senior Notes is payable semi-annually and the HI Senior Notes mature on March 1, 2009. The HI Senior Notes are unsecured and are fully and unconditionally guaranteed on a joint and several basis by the HI Guarantors. The HI Senior Notes are redeemable after March 1, 2006 at a redemption price that declines from 104.937% of the principal amount thereof, declining ratably to par on and after March 1, 2008.

HI also has outstanding \$600 million and €450 million (\$559.6 million as of September 30, 2004, which includes \$5.2 million of unamortized premium) 10.125% Senior Subordinated Notes (the "HI Subordinated Notes"). Interest on the HI Subordinated Notes is payable semi-annually and the HI Subordinated Notes mature on July 1, 2009. The HI Subordinated Notes are unsecured and are fully and unconditionally guaranteed on a joint and several basis by the HI Guarantors. On or after July 1, 2004 the HI Subordinated Notes may be redeemed at 105.063% of the principal amount thereof, declining ratably to par on and after July 1, 2007.

The HI Senior Notes and the HI Senior Subordinated Notes contain covenants relating to the incurrence of debt, limitations on distributions, asset sales and affiliate transactions, among other things. They also contain a change of control provision requiring HI to offer to repurchase the HI Senior Notes and the HI Subordinated Notes upon a change of control. Management believes that HI was in compliance with the covenants of the HI Senior Notes and the HI Senior Subordinated Notes as of September 30, 2004.

### **Other Debt**

HI maintains a \$25 million multicurrency overdraft facility for its European subsidiaries (the "HI European Overdraft Facility"), all of which was available as of September 30, 2004. As of December 31, 2003, HI had approximately \$7.5 million outstanding under the HI European Overdraft Facility included within trade payables. The HI European Overdraft Facility is used for daily working capital needs.

Included within other debt is debt associated with one of HI's Chinese MDI joint ventures. In January 2003, HI entered into a joint venture agreement with Shanghai Chlor-Alkali Chemical Company, Ltd. to build MDI production facilities near Shanghai, China. HI owns 70% of the joint venture, Huntsman Polyurethanes Shanghai Ltd. (the "Chinese Splitting JV"), which is a consolidated affiliate. On September 19, 2003, the Chinese Splitting JV obtained secured financing for the construction of the production facilities, consisting of various committed loans in the aggregate amount of approximately \$119 million in U.S. dollar equivalents. As of September 30, 2004, there were \$7.0 million outstanding in U.S. dollar borrowings and 10.0 million in RMB borrowings (\$1.2 million) under these facilities. The interest rate on these facilities is LIBOR plus 0.48% for U.S. dollar borrowings and 90% of the Peoples Bank of China rate for RMB borrowings. As of September 30, 2004, the interest rate for U.S. dollar borrowings was approximately 2.6% and 5.2% for RMB borrowings. The loans are secured by substantially all the assets of the Chinese Splitting JV and will be

repaid in 16 semi-annual installments, beginning no later than June 30, 2007. The financing is non-recourse to HI, but is guaranteed during the construction phase by affiliates of the Chinese Splitting JV, including Huntsman Holdings. Huntsman Holdings unconditionally guarantees 70% of any amounts due and unpaid by the Chinese Splitting JV under the loans described above (except for the VAT facility which is not guaranteed). Huntsman Holdings' guarantees remain in effect until the Chinese Splitting JV has (i) commenced production of at least 70% of capacity for at least 30 days, and (ii) achieved a debt service cover ratio of at least 1.5:1.

On December 17, 2004, HI issued \$175 million of 7.375% and Euro 135 million of Senior Subordinated notes due 2015. These notes are redeemable after January 1, 2010 at 103.688% and 103.750% of the principal amount thereof for the dollar denominated and euro denominated notes, respectively. The redemption prices decline ratably to par on or after January 1, 2013. The proceeds from these notes will be used to redeem approximately \$234 million and approximately Euro 78 million of the 10 1/8% senior subordinated notes due 2009.

On December 10, 2004, HI entered into a cross-currency swap. The cross-currency swap requires HI to pay euros and receive U.S. dollars at the maturity date of January 1, 2010. The U.S. dollar notional amount is \$175 million and bears interest at a fixed rate of 7.375%, payable semiannually on January 1 and July 1. The euro notional amount is approximately €132 million and bears interest at a blended fixed rate of approximately 6.63%, payable semiannually on January 1 and July 1.

On December 21, 2004, HI amended the HI Credit Facilities which amendment, among other things, consisted of a reduction in the applicable interest rate spread from LIBOR plus 3.25% and prime plus 2.00% to LIBOR plus 2.50% and prime plus 1.25% on the \$1,305 million U.S. dollar denominated portion of the term loan B.

#### **HIH Debt**

On June 30, 1999, HIH issued senior discount notes ("HIH Senior Discount Notes") and senior subordinated discount notes (the "HIH Senior Subordinated Discount Notes" and, collectively with the HIH Senior Discount Notes, the "HIH Discount Notes") to ICI with initial stated values of \$242.7 million and \$265.3 million, respectively. The HIH Discount Notes are due December 31, 2009. Interest on the HIH Discount Notes is paid in kind. The effective interest rate is 13.4%. The HIH Discount Notes contain limits on the incurrence of debt, restricted payments, liens, transactions with affiliates, and merger and sales of assets. Management believes that HIH was in compliance with the covenants of the HIH Discount Notes as of September 30, 2004.

Interest on the HIH Senior Discount Notes accrues at 13.375% per annum. The HIH Senior Discount Notes are redeemable after July 1, 2004 at 106.688% of the principal amount thereof, declining ratably to par on and after July 1, 2007.

The HIH Senior Subordinated Discount Notes have a stated rate of 8% that was reset to a market rate of 13.125% effective September 30, 2004. For financial reporting purposes, the HIH Senior Subordinated Discount Notes were initially recorded at their estimated fair value of \$223 million based upon prevailing market rates at June 30, 1999. On December 31, 2001, the terms of the HIH Senior Subordinated Discount Notes were modified, resulting in a significant decrease in the present value of the debt and, as a result, the modification was treated effectively as an extinguishment and reissuance of the debt. The debt was recorded using a 16% interest rate, the estimated market rate for the debt as of December 20, 2001. The effective interest rate is 13.1%. In connection with the financial

restructuring of the Company on September 30, 2002, MatlinPatterson contributed its interest in the HII Senior Subordinated Discount Notes to HMP. On May 9, 2003, HMP completed the purchase of the HII Senior Subordinated Discount Notes from ICI. As of September 30, 2004, the HII Senior Subordinated Discount Notes are held by HMP.

As of September 30, 2004 and December 31, 2003, the HII Senior Discount Notes included \$236.5 million and \$191.9 million of accrued interest, respectively. As of September 30, 2004 and December 31, 2003, the HII Senior Subordinated Discount Notes included \$135.3 million and \$112.3 million of accrued interest, respectively, and \$19.2 million and \$6.7 million of discount as of December 31, 2003 and September 30, 2004, respectively.

## **AdMat Debt**

### **Revolving Credit Facility (AdMat Revolving Credit Facility)**

On June 30, 2003, AdMat entered into a revolving credit facility (the "AdMat Revolving Credit Facility") that provides up to \$60 million of borrowings and is secured by a first lien on substantially all of AdMat's assets and those of certain of its subsidiaries. The collateral includes substantially all real property and equipment relating to AdMat's manufacturing plants located at Bergkamen, Germany; Monthey, Switzerland; McIntosh, Alabama; and Duxford, U.K. The collateral also includes certain capital stock and intercompany notes of certain subsidiaries of AdMat, and certain other assets, principally including inventory and accounts receivable. AdMat's obligations under the AdMat Revolving Credit Facility have been initially guaranteed by all of AdMat's U.S. subsidiaries and certain of its non-U.S. subsidiaries (collectively, the "AdMat Guarantors"). The agent for the lenders under the AdMat Revolving Credit Facility and the trustee under the indenture governing the AdMat Senior Secured Notes (as defined below) are parties to an intercreditor agreement (the "AdMat Intercreditor Agreement").

The AdMat Revolving Credit Facility matures on June 30, 2007. Interest rates, at AdMat's option, are based upon either a eurocurrency rate (LIBOR) or a base rate (prime), plus an applicable spread. The applicable spreads vary based on a pricing grid. In the case of the eurocurrency based loans, spreads range from 3.0% to 4.5% per annum, depending on whether specified conditions have been satisfied, and, in the case of base rate loans, from 2.0% to 3.5% per annum. As of September 30, 2004, AdMat had nothing drawn on the AdMat Revolving Credit Facility and had approximately \$10.9 million of letters of credit issued and outstanding under the AdMat Revolving Credit Facility.

The AdMat Revolving Credit Facility contains covenants relating to incurrence of additional debt, purchase and sale of assets, limitations on investments, affiliate transactions, change in control and maintenance of certain financial ratios. The financial covenants include a leverage ratio, fixed charge coverage ratio and a limit on capital expenditures. The AdMat Revolving Credit Facility also limits the payment of dividends and distributions generally to the amount required by AdMat's members to pay income taxes. Management believes that AdMat is in compliance with the covenants of the AdMat Revolving Credit Facility as of September 30, 2004.

There are no scheduled debt amortization payments on the AdMat Revolving Credit Facility until its maturity date.

The AdMat Revolving Credit Facility allows AdMat to borrow up to \$20 million secured by letters of credit; however, the \$60 million revolving credit facility is reduced dollar-for-dollar by any letters of credit outstanding.

### Senior Secured Notes (AdMat Senior Secured Notes)

In connection with the AdMat Transaction, on June 30, 2003, AdMat issued \$250 million of fixed rate notes due 2010 ("AdMat Fixed Rate Notes") and \$100 million of floating rate notes due 2008 ("AdMat Floating Rate Notes," and, collectively with the AdMat Fixed Rate Notes, the "AdMat Senior Secured Notes"). The \$250 million AdMat Fixed Rate Notes bear a fixed rate of interest of 11%, and the AdMat Floating Rate Notes bear interest at a rate per annum equal to LIBOR plus 8.0%, subject to a floor with respect to LIBOR of 2.0%. As of September 30, 2004, the interest rate on the AdMat Floating Rate Notes was 10%. Interest on the AdMat Floating Rate Notes resets semi-annually. The \$100 million AdMat Floating Rate Notes were issued with an original issue discount of 2.0%, or for \$98 million. The \$2 million discount is being amortized to interest expense over the term of the AdMat Floating Rate Notes. Interest is payable on the AdMat Senior Secured Notes semiannually on January 15 and July 15 of each year. The effective interest rate was 12.1% for the nine months ended September 30, 2004.

The AdMat Senior Secured Notes are secured by a second lien, subject to the AdMat Intercreditor Agreement, on substantially all of the assets that secure the AdMat Revolving Credit Facility. The AdMat Senior Secured Notes effectively rank senior in right of payment to all existing and future obligations of AdMat that are unsecured or secured by liens on the collateral junior to the liens securing the AdMat Senior Secured Notes. The AdMat Senior Secured Notes are initially guaranteed on a senior basis by the AdMat Guarantors and are also supported by liens on substantially all of the assets of the AdMat Guarantors.

The AdMat Fixed Rate Notes are redeemable on or after July 15, 2007 at the option of AdMat at a price declining ratably from 105.5% to 100.0% of par value by the year 2009. The Floating Rate Notes are redeemable on or after July 15, 2005 at the option of AdMat at a price declining ratably from 105.0% to 100.0% of par value by the year 2007. At any time prior to July 15, 2007 for the AdMat Fixed Rate Notes and July 15, 2005 for the AdMat Floating Rate Notes, AdMat may redeem all or part of such notes at 100% of their principal amount, plus a "make whole" premium, as defined in the indenture. In addition, at any time prior to July 15, 2006 for the AdMat Fixed Rate Notes and July 15, 2005 for the AdMat Floating Rate Notes, AdMat may redeem up to 35% of the aggregate principal amount of the AdMat Senior Secured Notes at a redemption price of 111% of the principal thereof with the net cash proceeds of one or more qualified equity offerings, subject to certain conditions and limitations.

The indenture governing the AdMat Senior Secured Notes contains covenants relating to the incurrence of debt, limitations on distributions, asset sales and affiliate transactions, among other things. The indenture also contains a change of control provision requiring AdMat to offer to repurchase the AdMat Senior Secured Notes upon a change of control. Management believes that AdMat was in compliance with the covenants of the indenture as of September 30, 2004.

Under the terms of a registration rights agreement among AdMat, the AdMat Guarantors and the initial purchasers of the AdMat Senior Secured Notes, AdMat was required to cause a registration statement relating to an exchange offer for the AdMat Senior Secured Notes to become effective on or before July 9, 2004 (the "Effectiveness Date") and to complete the exchange offer on or before August 23, 2004 (the "Completion Date"). Due to a delay in the completion of predecessor company prior period audited financial statements for certain of AdMat's subsidiaries, the registration statement did not become effective by the Effectiveness Date and the exchange offer was not completed by the

Completion Date. Accordingly, under the registration rights agreement, AdMat was required to pay additional interest on the AdMat Senior Secured Notes at a rate of 0.25% per annum for the first 90 day period following the Effectiveness Date and 0.50% for the second 90-day period and is currently paying additional interest at a rate of 0.75% per year. Once the registration statement becomes effective, AdMat will be required to continue paying additional interest at a rate of 0.25% per annum until the end of the first 90 day period following the Completion Date, and this rate will increase by 0.25% per annum for the immediately following 90 day period, until the exchange offer is completed. AdMat filed an amended registration statement on December 22, 2004 and expects that the exchange offer will be completed approximately 30 days after the registration statement becomes effective.

There are no scheduled debt amortization payments on the AdMat Senior Secured Notes until their maturity date.

#### **Other Debt**

As of September 30, 2004 and December 31, 2003, AdMat also had \$1.6 million and \$3.1 million, respectively, of other debt outstanding under credit facilities in Brazil and Turkey. These facilities are primarily revolving credit lines that support the working capital needs of the business and the issuance of certain letters of credit and guarantees. A portion of the other debt is backed by letters of credit issued and outstanding under the AdMat Revolving Credit Facility.

#### **Maturities**

The scheduled maturities of the Company's debt, after giving effect to the refinancing of the HLLC Credit Facilities on October 14, 2004, and the amendment of the HI Credit Facilities on December 21, 2004 are as follows (dollars in millions):

Year ended December 31:	
2005	\$ 48.8
2006	34.7
2007	128.9
2008	611.8
2009	1,802.6
Later Years	3,573.9
	<hr/>
	\$ 6,200.7

### **13. Derivative Instruments and Hedging Activities**

The Company is exposed to market risks, such as changes in interest rates, foreign exchange rates and commodity pricing risks. From time to time, the Company enters into transactions, including transactions involving derivative instruments, to manage interest rate exposure, but does not currently hedge for movements in commodities or foreign exchange rates. The Company manages interest rate exposure through a program designed to reduce the impact of fluctuations in variable interest rates and to meet the requirements of certain credit agreements.

Through the Company's borrowing activities, it is exposed to interest rate risk. Such risk arises due to the structure of the Company's debt portfolio, including the duration of the portfolio and the mix of fixed and floating interest rates. Actions taken to reduce interest rate risk include managing the mix

and rate characteristics of various interest bearing liabilities as well as entering into interest rate swaps, collars and options.

### *Interest Rate Hedging*

As of September 30, 2004 and December 31, 2003 and 2002, the Company had entered into various types of interest rate contracts to manage its interest rate risk on its long-term debt as indicated below (dollars in millions):

	September 30, 2004	December 31, 2003	December 31, 2002
<b>Pay fixed swaps</b>			
Notional amount	\$ 184.3	\$ 447.5	\$ 258.9
Fair value (loss)	(5.1)	(14.4)	(20.5)
Weighted average pay rate	4.44%	5.49%	5.60%
Maturing	2005 - 2007	2004 - 2007	2003 - 2007
<b>Interest rate collars</b>			
Notional amount	\$ —	\$ 150.0	\$ 14.1
Fair value (loss)	—	(4.8)	—
Weighted average cap rate	—	7.00%	6.50%
Weighted average floor rate	—	6.25%	4.50%
Maturing	—	2004	2003

The Company purchases both interest rate swaps and interest rate collars to reduce the impact of changes in interest rates on its floating-rate long-term debt. Under interest rate swaps, the Company agrees with other parties to exchange, at specified intervals, the difference between fixed-rate and floating-rate interest amounts calculated by reference to an agreed notional principal amount. The collars entitle the Company to receive from the counterparties (major banks) the amounts, if any, by which the Company's interest payments on certain of its floating-rate borrowings exceed a certain rate, and require the Company to pay to the counterparties (major banks) the amount, if any, by which the Company's interest payments on certain of its floating-rate borrowings are less than a certain rate.

Interest rate contracts with a fair value of \$18.3 million, \$9.5 million and \$20.5 million were recorded as a component of other noncurrent liabilities as of September 30, 2004, December 31, 2003 and December 31, 2002, respectively. The fair value of cash flow hedges and interest rate contracts not designated as hedges were \$3.2 million and \$1.8 million as of September 30, 2004, \$13.0 million and \$6.2 million as of December 31, 2003 and \$14.8 million and \$5.7 million as of December 31, 2002. The changes in the fair value of cash flow hedges resulted in a \$4.8 million decrease in interest expense, a \$3.4 million increase in interest expense and a \$0.1 million increase in interest expense, and a \$12.4 million decrease, a \$3.5 million increase and a \$9.4 million decrease in other comprehensive income for the year ended December 31, 2003, 2002 and 2001, respectively. The changes in the fair value of interest rate contracts not designated as hedges resulted in a \$0.5 million increase in interest expense, a \$0.5 million increase in interest expense, a \$6.5 million decrease in expense, a \$3.5 million increase in interest expense and a \$0.9 million increase in expense for the nine months ended September 30, 2004 and 2003 and the year ended December 31, 2003, 2002 and 2001, respectively.

The Company is exposed to credit losses in the event of nonperformance by a counterparty to the derivative financial instruments. The Company anticipates, however, that the counterparties will be able to fully satisfy obligations under the contracts. Market risk arises from changes in interest rates.

#### ***Commodity Price Hedging***

As of September 30, 2004, December 31, 2003 and December 31, 2002, there were no cash flow commodity price hedging contracts recorded in other current assets and other comprehensive income.

As of September 30, 2004, there were no commodity price hedging contracts designated as fair value hedges. As of December 31, 2003 commodity price hedging contracts designated as fair value hedges are included in the balance sheet as an increase of \$0.8 million to other current liabilities and an increase in inventory of \$0.5 million.

Commodity price contracts not designated as hedges are reflected in the balance sheet as \$1.0 million and \$2.0 million in other current assets and accrued liabilities, respectively, as of September 30, 2004, and as \$0.5 million and \$0.3 million in other current assets and liabilities, respectively, as of December 31, 2003.

During the year ended December 31, 2003, the Company recorded an increase of \$2.5 million, a reduction of \$1.8 million and an increase of \$3.0 million, respectively, in cost of goods sold related to net gains and losses from settled contracts, net gains and losses in fair value price hedges, and the change in fair value on commodity price hedging contracts not designated as hedges.

#### ***Foreign Currency Rate Hedging***

The Company may enter into foreign currency derivative instruments to minimize the short-term impact of movements in foreign currency rates. These contracts are not designated as hedges for financial reporting purposes and are recorded at fair value. As of September 30, 2004, December 31, 2003 and 2002 and for the nine months ended September 30, 2004 and 2003, and the year ended December 31, 2003 and 2002, the fair value, change in fair value, and realized gains (losses) of outstanding foreign currency rate hedging contracts was negligible.

#### ***Net Investment Hedging***

The Company has designated all of its Euro-denominated debt as a hedge of its net investments in foreign operations. Currency effects of net investment hedges produced a gain of \$9.6 million, a loss of \$57.6 million and a loss of approximately \$68.1 million in other comprehensive income (loss) (foreign exchange translation adjustments) for the nine months ended September 30, 2004 and 2003, and the years ended December 31, 2003, respectively. As of September 30, 2004 and December 31, 2003, there was a cumulative net loss of approximately \$116.7 million and \$126.3 million, respectively.

On December 10, 2004, the Company entered into a cross-currency swap. The cross-currency swap requires HI to pay euros and receive U.S. dollars at the maturity date of January 1, 2010. The U.S. dollar notional amount is \$175 million and bears interest at a fixed rate of 7.375%, payable semiannually on January 1 and July 1. The euro notional amount is approximately €132 million and bears interest at a blended fixed rate of approximately 6.63%, payable semiannually on January 1 and July 1. The Company has designated this cross-currency swap as a hedge of its net investment in euro-denominated operations.

#### 14. Operating Leases

The Company leases certain railcars, aircraft, equipment and facilities under long-term lease agreements. The total expense recorded under operating lease agreements in the accompanying consolidated statements of operations is approximately \$28.6 million, \$25.1 million, \$38.4 million, \$36.5 million and \$50.0 million for the nine months ended September 30, 2004 and 2003, and the years ended December 31, 2003, 2002 and 2001, respectively.

Future minimum lease payments under operating leases as of September 30, 2004 are as follows (dollars in millions):

Year ending December 31:	
2004	\$ 41.5
2005	48.5
2006	41.4
2007	34.6
2008	28.8
2009	26.6
Thereafter	115.8
	<u>\$ 337.2</u>

#### 15. Income Taxes

The following is a summary of U.S. and non-U.S. provisions for current and deferred income taxes (dollars in millions):

	For the Nine Months ended September 30,		For the Year ended December 31,		
	2004	2003	2003	2002	2001
		(Unaudited)			
Income tax expense (benefit):					
U.S.					
Current	\$ 8.1	\$ 7.7	\$ 8.4	\$ 8.1	\$ (0.4)
Deferred	(3.9)	(0.4)	(12.8)	—	(184.5)
Non-U.S.					
Current	22.0	16.3	26.0	0.4	—
Deferred	(51.9)	(27.4)	9.2	—	—
Total	<u>\$ (25.7)</u>	<u>\$ (3.8)</u>	<u>\$ 30.8</u>	<u>\$ 8.5</u>	<u>\$ (184.9)</u>

The following schedule reconciles the differences between the United States federal income taxes at the United States statutory rate to the Company's provision (benefit) for income taxes (dollars in millions):

	For the Nine months ended September 30,		For the Year ended December 31,		
	2004	2003	2003	2002	2001
	(Unaudited)				
Loss before income tax and minority interests	\$ (251.1)	\$ (218.5)	\$ (290.5)	\$ (154.6)	\$ (1,040.8)
Expected benefit at U.S. statutory rate of 35%	\$ (87.9)	\$ (76.5)	\$ (101.7)	\$ (54.1)	\$ (364.2)
Change resulting from:					
State taxes (benefit) net of federal benefit	1.9	(1.4)	(5.6)	(4.6)	(31.2)
Effects of non-U.S. operations and tax rate differential	(42.6)	2.8	(1.5)	5.3	1.0
Equity method of accounting	—	3.9	5.2	14.9	5.2
Incremental U.S. tax on non-U.S. income	10.7	0.8	1.6	—	—
Cancellation of indebtedness income	—	—	—	73.8	—
Tax authority audits	—	3.6	3.6	22.9	—
Other—net	4.7	1.3	4.4	9.7	(3.3)
Change in valuation allowance	87.5	61.7	124.8	(59.4)	207.6
Total income tax expense (benefit)	\$ (25.7)	\$ (3.8)	\$ 30.8	\$ 8.5	\$ (184.9)

The components of (losses) earnings from continuing operations before taxes were as follows (dollars in millions):

	For the Nine months ended September 30,		For the Year ended December 31,		
	2004	2003	2003	2002	2001
	(Unaudited)				
Loss before income taxes:					
U.S.	\$ (165.2)	\$ (152.2)	\$ (202.7)	\$ (154.2)	\$ (1,035.6)
Non-U.S.	(85.9)	(66.3)	(87.8)	(0.4)	(5.2)
Total	\$ (251.1)	\$ (218.5)	\$ (290.5)	\$ (154.6)	\$ (1,040.8)

Subsequent to the AdMat Transaction, substantially all non-U.S. operations of AdMat are treated as branches of the Company for U.S. income tax purposes and are, therefore, subject to both U.S. and non-U.S. income tax. The pre-tax income by jurisdictional location and the preceding analysis of the income tax provision by taxing jurisdiction may, therefore, not be directly related.

Components of deferred income tax assets and liabilities are as follows (dollars in millions):

	September 30, 2004	December 31, 2003	December 31, 2002
<b>Deferred income tax assets:</b>			
Net operating loss and AMT credit carryforwards	\$ 1,140.8	\$ 1,212.7	\$ 413.4
Employee benefits	132.5	65.1	53.0
Intangible assets	135.8	148.5	26.1
Other—net	121.0	58.6	51.6
Total	1,530.1	1,484.9	544.1
<b>Deferred income tax liabilities:</b>			
Tax depreciation in excess of book depreciation	(995.4)	(1,000.9)	(308.6)
Other—net	(65.9)	(87.1)	(137.6)
Total	(1,061.3)	(1,088.0)	(446.2)
Net deferred tax asset before valuation allowance	468.8	396.9	97.9
Valuation allowance:			
Operations	(687.9)	(603.3)	(83.7)
Other comprehensive income	—	—	(14.2)
Net deferred tax liability	\$ (219.1)	\$ (206.4)	\$ (0.0)
Current tax asset	\$ 20.6	\$ 14.7	\$ 13.0
Current tax liability	(18.9)	(15.1)	—
Non-current tax asset	21.3	28.8	—
Non-current tax liability	(242.1)	(234.8)	(13.0)
Total	\$ (219.1)	\$ (206.4)	\$ —

Huntsman Holdings, LLC is treated as a partnership for U.S. federal income tax purposes and as such is generally not subject to U.S. income tax. The only asset held by the Company is 100% of the common stock of HGI. Income of the Company is taxed directly to its owners, however, through September 30, 2004 there has been no taxable income or loss. Income of the subsidiaries of the Company is taxed under consolidated corporate income tax rules. These subsidiaries file a U.S. Federal consolidated tax return with HGI as the parent. HGI and all of its U.S. subsidiaries are parties to various tax sharing agreements which generally provide that entities will pay their own tax (as computed on a separate-company basis) and be compensated for the use of tax attributes, including NOLs.

During the nine months ended September 30, 2004, included in the \$42.6 million "Effects of non-U.S. operations and tax rate differential" above is approximately \$26 million of non-recurring items including amounts associated with enacted changes in tax rates, the expiration of tax statute of limitations as well as the reversal of previously established contingency reserves.

As of September 30, 2004, the Company's subsidiaries have U.S. Federal net operating loss carryforwards ("NOLs") of approximately \$1,375 million. The NOLs begin to expire in 2020 and fully expire in 2024. The Company's subsidiaries also have NOLs of approximately \$2,067 million in various

non-U.S. jurisdictions. While the majority of the non-U.S. NOLs have no expiration date, \$427 million have a limited life and begin to expire in 2005.

AdMat's Luxembourg entities have combined tax net operating loss carryforwards of \$1,010 million. As of September 30, 2004, there is a valuation allowance of \$297 million against the net tax-effected NOLs of \$303 million. The Company is currently exploring initiatives that may result in the dissolution of these entities. The net operating loss carryforwards of these entities would be lost on dissolution.

The Company's subsidiaries have a valuation allowance against its entire U.S. and a material portion of its non-U.S. net deferred tax assets. The first \$20.6 million of the AdMat benefit will be used to reduce intangibles and the remainder will be allocated to the income tax provision on the statement of operations. During the period ended September 30, 2004, the Company's subsidiaries reversed valuation allowances of \$12.1 million, which were used to reduce other intangibles. Additionally, included in the deferred tax assets at September 30, 2004 is approximately \$7.7 million of cumulative tax benefit related to equity transactions which will be credited to stockholder's equity, if and when realized, after the other tax deductions in the carryforwards have been realized.

The valuation allowance in the U.S. as of September 30, 2004 is \$201 million, which, at a combined federal and state rate of 38%, would equate to \$528.9 million of taxable income. The valuation allowance in non-U.S. jurisdictions (primarily the U.K., Switzerland, and Germany, but excluding Luxembourg) as of September 30, 2004 is \$189.9 million, which, at the blended statutory rate for those jurisdictions of 27.3%, would equate to \$695.6 million of taxable income. In order to realize the \$390.9 million of deferred tax assets currently offset by a valuation allowance, the Company would need to demonstrate positive evidence, including a sustainable pattern of pre-tax income, sufficient to utilize the deferred tax asset. As of September 30, 2004, there is a valuation allowance in Luxembourg of \$297 million for which a material realization is considered unlikely.

Certain of the Company's subsidiaries are subject to the "ownership change" rules of Section 382 of the Internal Revenue Code. The use of the NOLs by the Company's subsidiaries is limited in tax periods following the date of the "ownership change." Based upon the existence of significant "built-in" income items, the resulting effect of the "ownership change" rules on the Company's ability to utilize its NOLs is not anticipated to be material.

For non-U.S. entities that are not treated as branches for U.S. tax purposes, the Company does not provide for income taxes on the undistributed earnings of these subsidiaries as earnings are reinvested and, in the opinion of management, will continue to be reinvested indefinitely. The undistributed earnings of foreign subsidiaries that are deemed to be permanently invested were \$35.8 million at September 30, 2004. It is not practicable to determine the unrecognized deferred tax liability on those earnings.

The Company no longer accounts for HIH using the equity method of accounting; effective May 1, 2003 HIH's results of operations are consolidated with the Company's results of operations. For prior periods, the deferred taxes associated with the Company's investment in HIH were presented on the net basis in the investment in HIH. For periods after May 1, 2003, the deferred taxes are presented separately on the net basis differences in the assets of HIH.

As a matter of course, the Company's subsidiaries are regularly audited by various taxing authorities in both the U.S. and numerous non-U.S. jurisdictions. The Company believes adequate provision has been made for all outstanding issues for all open years.

## 16. Other Comprehensive Income (Loss)

Other comprehensive income consisted of the following (dollars in millions):

	September 30, 2004		September 30, 2003	December 31, 2003		HHH May 1, 2003	December 31, 2002		December 31, 2001		January 1, 2001
	Accumulated income (loss)	Income (loss)	Income (loss)	Accumulated income (loss)	Income (loss)	Accumulated income (loss)	Accumulated income (loss)	Income (loss)	Accumulated income (loss)	Income (loss)	Accumulated income (loss)
	(Unaudited)										
Foreign currency translation adjustments (net of net investment hedges), net of tax of \$27.5 million and \$31.9 million as of September 30, 2004 and December 31, 2003, respectively.	\$ 152.6	\$ (20.2)	\$ 75.5	\$ 167.1	\$ 193.3	\$ (13.2)	\$ (11.9)	\$ (8.5)	\$ (3.4)	\$ (2.0)	\$ (1.4)
Unrealized loss on non-qualified plan investments, net of tax of \$0.2 million as of September 30, 2004 and December 31, 2003	0.6	—	—	0.6	0.6	—	—	—	—	(2.1)	2.1
Unrealized loss on derivative instruments, net of tax of \$0.2 million and \$5.6 million as of September 30, 2004 and December 31, 2003, respectively	(0.4)	8.9	12.0	(14.6)	13.9	(13.2)	(15.3)	(5.9)	(9.4)	(9.4)	—
Cumulative effect of accounting change	—	—	—	—	—	(1.1)					
Minimum pension liability, net of tax of \$22.8 million and \$37.9 million as of September 30, 2004 and December 31, 2003	(60.2)	—	(3.8)	(95.2)	14.0	(87.5)	(22.0)	(17.2)	(4.8)	(0.8)	(4.0)
Minimum pension liability unconsolidated affiliate	(3.4)	—	—	(5.6)	(0.2)	(5.4)	—	—	—	—	—
Unrealized loss on securities, net of tax of \$0.7 million and \$0.1 million as of September 30, 2004 and December 31, 2003, respectively	1.0	(0.3)	2.8	0.2	3.3	(2.8)	—	—	—	—	—
Other comprehensive income (loss) of minority interest	0.2	0.7	—	(0.5)	(0.5)	—	—	—	—	—	—
Other comprehensive income (loss) of unconsolidated affiliates	8.1	(1.1)	15.1	9.2	17.2	73.9	(81.9)	41.8	(123.7)	(59.2)	(64.5)
Total	\$ 98.5	\$ (12.0)	\$ 101.6	\$ 61.2	\$ 241.6	\$ (49.3)	\$ (131.1)	\$ 10.2	\$ (141.3)	\$ (73.5)	\$ (67.8)

Items of other comprehensive income of the Company and its consolidated affiliates have been recorded net of tax, with the exception of the foreign currency translation adjustments related to

subsidiaries with earnings permanently reinvested. The tax effect is determined based upon the jurisdiction where the income or loss was recognized and is net of valuation allowances that have been recorded.

#### **17. Redeemable Preferred Member's Interest**

On September 30, 2002, the Company authorized the issuance of 18% cumulative preferred member's interest. The preferred members' interest has a liquidation preference of \$395.0 million and is entitled to a cumulative preferred return equal to 18% per annum, compounded annually. The Company has the right to redeem the preferred member's interest after five years, for an amount equal to the unpaid liquidation preference plus any unpaid preferred return. As of September 30, 2004 the accumulated liquidation preference was \$552.9 million. The preferred member's interest does not have voting rights. After 10 years, at the option of the preferred member, the preferred member's interest is redeemable for an amount equal to the unpaid liquidation plus any unpaid preferred return.

#### **18. Common Interests, and Preferred Interests**

##### ***Common Interests***

On September 30, 2002, the Company authorized and issued 10,000,000 Class A Common Units and 10,000,000 million Class B Common Units. Both Class A Common Units and Class B Common Units have equal rights in the management of the Company and share ordinary profits and losses equally. There are, however, special provisions governing distributions of proceeds until a certain specified level of proceeds have been distributed after which proceeds are distributed equally.

On September 30, 2002, the holders of the preferred and common stock in Huntsman LLC contributed their shares for Class B Common Units of Huntsman Holdings and a membership interest in Huntsman Holdings Preferred Member LLC, ("HHPM"). Because the exchange transactions were with related entities, the exchange was recorded at historical carrying values. Concurrent with this exchange, MatlinPatterson, CPH, and certain affiliated entities, completed additional cash and non-cash capital contributions in exchange for Class A Common Units of Huntsman Holdings and membership interests in HHPM. The members of HHPM then contributed their aggregate membership interests in exchange for the Preferred Member's Interest of Huntsman Holdings. See "Note 1—Description of Business."

##### ***Preferred Interests***

On June 30, 2003, in connection with the AdMat Transaction, the Company authorized and issued four series of preferred members' interests (Series A, B, C, and D). The Series A Preferred Interests have a liquidation preference equal to \$128.3 million. The Series B Preferred Interests have a liquidation preference equal to \$77.0 million, reduced by the amount of certain distributions to the holders of certain Class A Common Units. The Series C Preferred Interests have a liquidation preference equal to \$231.0 million. The Series D Preferred Interests have a liquidation preference equal to \$77.0 million, reduced by the amount of certain distributions to the holders of certain Class A Common Units. The Preferred Interests are not entitled to any return other than their liquidation preferences. The liquidation preferences are limited to the underlying liquidation value of the AdMat business. The Preferred Interests do not have voting rights, and may be redeemed by the Company in connection with certain sale transactions for an amount equal to their unpaid liquidation preferences.

## 19. Employee Benefit Plans

### *Defined Benefit and Other Postretirement Benefit Plans*

The Company's employees participate in a trustee, non-contributory defined benefit pension plan (the "Plan") that covers substantially all full-time U.S. employees of the Company. The Plan provides benefits based on years of service and final average salary. However, effective July 1, 2004, the existing Plan formula for employees not covered by a collective bargaining agreement was converted to a cash balance design. For represented employees, participation in the cash balance design is subject to the terms of negotiated contracts, and as of July 1, 2004, one collectively bargained unit had negotiated to participate. For participating employees, benefits accrued as of June 30, 2004 under the prior formula were converted to opening cash balance accounts. The new cash balance benefit formula provides annual pay credits from 4% to 12% of eligible pay, depending on age and service, plus accrued interest. Participants in the plan on July 1, 2004 may be eligible for additional annual pay credits from 1% to 8%, depending on their age and service as of that date, for up to five years. The conversion to the cash balance plan did not have a significant impact on the accrued benefit liability, the funded status or ongoing pension expense.

The Company also sponsors two unfunded postretirement benefit plans other than pensions, which provide medical and life insurance benefits. In 2003, the health care trend rate used to measure the expected increase in the cost of benefits was assumed to be 10% decreasing to 5% after 2007. If the health care cost trend rate assumptions were increased by 1%, the postretirement benefit obligation as of December 31, 2003 would be increased by \$10.6 million. The effect of this change on the sum of the service cost and interest cost would be an increase of \$1.3 million. If the health care cost trend rate assumptions were decreased by 1%, the postretirement benefit obligation as of December 31, 2003 would be decreased by \$9.3 million. The effect of this change on the sum of the service cost and interest cost would be a decrease of \$1.1 million.

In May 2004, the FASB issued FASB Staff Position (FSP) No. 106-2, "Accounting and Disclosure Requirements Related to the Medicare Prescription Drug, Improvement and Modernization Act of 2003." The FSP provides accounting guidance for the effects of the Medicare Prescription Drug, Improvement and Modernization Act of 2003 (the "Act") to a sponsor of a postretirement health care plan. On July 1, 2004 the Company adopted the provisions of FSP No. 106-2. The adoption of FSP No. 106-2 reduced the Company's non-pension postretirement accumulated benefit obligation by approximately \$4.7 million, which has been recognized as a change in the Company's unrecognized actuarial gain/loss. The adoption of FSP No. 106-2 reduced the net periodic postretirement benefit cost recognized during the nine months ended September 30, 2004 by approximately \$0.5 million.

The Company's measurement date of plan assets and obligations of the plans is December 31. Accordingly, the following table sets forth the funded status of the plans and the amounts recognized in the consolidated balance sheets at December 31, 2003 and 2002 (dollars in millions):

	Defined Benefit Plans			Other Postretirement Benefit Plans		
	2003		2002	2003		2002
	U.S. Plans	Non-U.S. Plans	U.S. Plans	U.S. Plans	Non-U.S. Plans	U.S. Plans
<b>Change in benefit obligation</b>						
Benefit obligation at beginning of year	\$ 337.3	\$ —	\$ 305.3	\$ 111.4	\$ —	\$ 101.6
Service cost	14.2	27.2	10.5	3.3	—	2.6
Interest cost	26.0	46.6	21.8	8.2	0.2	7.2
Participant contributions	—	3.1	—	—	—	—
Plan amendments	0.1	0.2	0.2	(16.8)	—	(0.4)
Acquisitions of HI and AdMat	84.3	1,401.1	—	16.2	3.4	—
Exchange rate changes	—	160.5	—	—	0.5	—
Other	—	17.9	—	—	0.3	—
Curtailments	—	(1.3)	—	—	—	—
Special termination benefits	—	6.6	—	—	—	—
Actuarial (gain)/loss	41.8	26.6	15.8	26.7	0.1	10.5
Benefits paid	(20.6)	(33.9)	(16.3)	(8.2)	(0.3)	(10.1)
Benefit obligation at end of year	\$ 483.1	\$ 1,654.6	\$ 337.3	\$ 140.8	\$ 4.2	\$ 111.4
<b>Change in plan assets</b>						
Fair value of plan assets at beginning of year	\$ 159.6	\$ —	\$ 182.6	\$ —	\$ —	\$ —
Actual return on plan assets	49.0	88.5	(15.5)	—	—	—
Exchange rate changes	—	134.2	—	—	—	—
Acquisitions of HI and AdMat	—	1,112.5	—	—	—	—
Participant contributions	—	3.1	—	—	—	—
Other	—	11.8	—	—	—	—
Administrative expenses	—	(0.7)	—	—	—	—
Company contributions	22.1	27.7	8.8	8.2	0.3	10.1
Settlements/Transfers	47.6	2.0	—	—	—	—
Benefits paid	(20.6)	(33.9)	(16.3)	(8.2)	(0.3)	(10.1)
Fair value of plan assets at end of year	\$ 257.7	\$ 1,345.2	\$ 159.6	\$ —	\$ —	\$ —
<b>Funded status</b>						
Funded status	\$ (225.4)	\$ (309.4)	\$ (177.7)	\$ (140.8)	\$ (4.2)	\$ (111.4)
Unrecognized net actuarial (gain)/loss	98.1	426.6	76.9	77.0	1.1	51.2
Unrecognized prior service cost	7.5	6.4	8.4	(19.7)	—	(2.1)
Unrecognized net transition obligation	5.0	3.9	6.1	—	0.4	0.4
Accrued benefit (liability) asset	\$ (114.8)	\$ 127.5	\$ (86.3)	\$ (83.5)	\$ (2.7)	\$ (61.9)

**Amounts recognized in balance sheet:**

Accrued benefit cost recognized in accrued liabilities and other noncurrent liabilities	\$	(115.4)	\$	(107.6)	\$	(122.8)	\$	(83.6)	\$	(2.7)	\$	(61.9)
Prepaid pension cost		0.6		235.1		14.5		—		—		—
Additional minimum liability		(34.9)		(111.0)		—		—		—		—
Other non-current assets		12.8		6.0		—		—		—		—
Accumulated other comprehensive income		22.1		105.0		22.0		—		—		—
Accrued benefit (liability) asset	\$	(114.8)	\$	127.5	\$	(86.3)	\$	(83.6)	\$	(2.7)	\$	(61.9)

Components of the net periodic benefit costs for the years ended December 31, 2003, 2002 and 2001 are as follows (dollars in millions):

	Defined Benefit Plans				Other Postretirement Benefit Plans			
	U.S. plans			Non U.S. plans	U.S. plans			Non U.S. plans
	2003	2002	2001	2003	2003	2002	2001	2003
Service cost	\$ 14.2	\$ 10.5	\$ 12.7	\$ 27.2	\$ 3.1	\$ 2.6	\$ 2.5	\$ —
Interest cost	26.0	21.8	21.1	46.6	7.9	7.2	5.8	0.2
Expected return on assets	(18.1)	(15.5)	(16.9)	(49.0)	—	—	—	—
Amortization of transition obligation	1.1	1.1	1.1	0.6	(0.3)	0.1	0.1	0.1
Amortization of prior service cost	0.9	0.9	1.1	0.4	2.8	(0.2)	(0.2)	—
Amortization of actuarial (gain)/loss	0.9	0.4	0.2	15.1	—	2.0	0.8	0.0
Net periodic benefit cost	\$ 25.0	\$ 19.2	\$ 19.3	\$ 40.9	\$ 13.5	\$ 11.7	\$ 9.0	\$ 0.3

Components of the net periodic benefit costs for the nine months ended September 30, 2004 and 2003, were as follows (dollars in millions):

	Defined Benefit Plans		Other Postretirement Benefit Plans	
	Nine Months Ended September 30,		Nine Months Ended September 30,	
	2004	2003	2004	2003
	(Unaudited)		(Unaudited)	
Components of net periodic benefit cost				
Service cost	\$ 46.7	\$ 27.1	\$ 2.6	\$ 2.4
Interest cost	83.1	47.6	5.6	6.0
Expected return on assets	(83.9)	(43.1)	—	—
Amortization of transition obligation	1.2	1.2	—	—
Amortization of prior service cost	1.1	1.0	(1.2)	(0.2)
Amortization of actuarial loss	17.1	11.5	2.5	2.1
Net periodic benefit cost	\$ 65.3	\$ 45.3	\$ 9.5	\$ 10.3

The following assumptions were used in the above calculations:

	Defined Benefit Plans				Other Postretirement Benefit Plans			
	U.S. plans			Non U.S. plans	U.S. plans			Non U.S. plans
	2003	2002	2001	2003	2003	2002	2001	2003
<b>Weighted-average assumptions as of December 31:</b>								
Discount rate	6.00%	6.75%	7.25%	5.49%	6.00%	6.75%	7.25%	6.25%
Expected return on plan assets	8.25%	8.25%	9.00%	7.29%	N/A	N/A	N/A	N/A
Rate of compensation increase	4.00%	4.00%	4.00%	3.76%	4.00%	4.00%	4.00%	3.76%

The projected benefit obligation, accumulated benefit obligation, and fair value of plan assets for the defined benefit plans with accumulated benefit obligations in excess of plan assets were as follows (dollars in millions):

	U.S. plans		Non U.S. Plans
	2003	2002	2003
Projected benefit obligation	\$ 483.1	\$ 337.3	\$ 1,654.6
Accumulated benefit obligation	402.6	286.0	1,370.2
Fair value of plan assets	257.7	159.6	1,345.2

Expected future contributions and benefit payments are as follows for the U.S. plans (dollars in millions):

	Defined Benefit Plans	Other Postretirement Benefit Plans
<b>2004 expected employer contributions:</b>		
To plan trusts	\$ 25.5	\$ —
To plan participants	3.9	9.6
<b>Expected benefit payments:</b>		
2004	19.3	9.6
2005	19.5	9.7
2006	20.0	9.8
2007	21.3	9.7
2008	22.2	9.5
2009-2013	140.1	47.7

The asset allocation for the Company's U.S. pension plans at the end of 2003 and the target allocation for 2004, by asset category, follows. The fair value of plan assets for these plans is \$257.7 million at the end of 2003. Based upon historical returns, the expectations of the Company's investment committee and outside advisors, the expected long term rate of return on these assets is estimated to be 8.25%.

Asset category	Target Allocation 2004	Allocation at December 31, 2003
Large Cap Equities	20%-40%	28%
Small/Mid Cap Equities	15%-25%	21%
International Equities	10%-20%	15%
Fixed Income/Real Estate	10%-30%	24%
Cash	0%-10%	12%
Total		100%

Equity securities in the Company's U.S. pension plan did not include any equity securities of the Company or its affiliates at the end of 2003.

The Company's pension plan assets are managed by outside investment managers; assets are rebalanced based upon market opportunities and the consideration of transactions costs. The Company's strategy with respect to pension assets is to pursue an investment plan that, over the long term is expected to protect the funded status of the plan, enhance the real purchasing power of plan assets, and not threaten the plan's ability to meet currently committed obligations.

#### ***Defined Contribution Plans***

The Company has a money purchase pension plan covering substantially all of its domestic employees who have completed at least two years of service. Employer contributions are made based on a percentage of employees' earnings (ranging up to 8%).

The Company also has a salary deferral plan covering substantially all domestic employees. Plan participants may elect to make voluntary contributions to this plan up to a specified amount of their compensation. The Company contributes an amount equal to one-half of the participant's contribution, not to exceed 2% of the participant's compensation.

The Company's total combined expense for the above defined contribution plans for the nine months ended September 30, 2004 and 2003 and the years ended December 31, 2003, 2002 and 2001 was approximately \$9.5 million, \$11.5 million, \$12.8 million, \$11.9 million and \$12.5 million, respectively.

#### ***Equity Deferral Plan***

Effective July 1, 1999, the Company adopted the Huntsman Equity Deferral Plan (the "Equity Plan"). Under the terms of the Equity Plan, selected officers and key employees had a portion of their compensation deferred and contributed that deferred compensation to the Equity Plan.

For each \$1 which was contributed to the Equity Plan, the Company credited an additional \$0.50 to the account of the contributing plan participant. Plan participants deferred up to 50% of salary and up to 100% of bonus, up to a maximum of \$250,000. The amounts contributed to the Equity Plan were considered invested in phantom shares of Company stock. After participating in the Equity Plan for a period of eight years, the participant could have elected to have all or a portion of accumulated Equity Plan credits paid in cash or credited to another salary deferred plan adopted by the Company. Amounts credited by the Company to a participant's Equity Plan account under the \$0.50 matching provision became vested to the participant five years from the date of each matching contribution.

During 2001, the Equity Plan was liquidated and accounts were paid out to those employees participating in the Plan.

#### ***Supplemental Salary Deferral Plan and Supplemental Executive Retirement Plan***

Effective September 27, 2001, the Company terminated the Huntsman Supplemental Salary Deferral Plan ("SSDP"), a non-qualified deferred compensation plan, and paid out the amounts which participants were entitled to receive under the terms of the plan. The Company also amended the portion of the Huntsman Supplemental Executive Retirement Plan ("SERP") related to the Huntsman Money Purchase Pension Plan to provide for the payout to participants of amounts participants were entitled to receive under that portion of the SERP.

Effective January 1, 2003, the Company created the Huntsman Supplemental Savings Plan ("SSP"). This is a non-qualified plan covering key management employees of Huntsman LLC and its participating affiliates. This plan allows participants to defer amounts that would otherwise be paid as compensation. The participant can defer up to 50% of their salary and up to 82% of their bonus each year. This plan also provides benefits that would be provided under the Huntsman Salary Deferral Plan if that plan were not subject to legal limits on the amount of contributions that can be allocated to an individual in a single year.

During the nine months ended September 30, 2004 and 2003 and the year ended December 31, 2003, the Company expensed \$3.8 million, \$5.3 million and \$1.1 million for the SSP and the SERP, respectively. During the year ended December 31, 2002, the Company expensed \$0.4 million for the

SERP. The net amount of income recorded for the year ended December 31, 2001 for the Equity Plan, the SSDP and the SERP, which primarily related to the plan payouts, was \$3.2 million.

### ***Equity Appreciation Rights Plan***

Under the terms of the Equity Appreciation Rights Plan, the Company grants equity appreciation rights ("EARs") to key management employees. The EARs vest at a rate of 25% per year, beginning with the first anniversary of the date of grant and can be exercised anytime within ten years of the date of grant. During the year ended December 31, 2001, 1,065,700 EARs were granted to employees. No awards were granted during the years ended December 31, 2002 or 2003 or for the nine months ended September 30, 2004. The EARs entitle the employees to receive an amount equal to the increase in the value of a phantom share of Company stock since the date of the grant multiplied by the number of rights granted. There is no right under the EARs to receive any form of stock or equity interest in the Company or any other entity. Compensation expense is recorded for the increase in the value of the rights. No compensation expense was recorded for the years ended December 31, 2003, 2002 or 2001.

The Company is reviewing possible alternative incentive compensation programs and may allow selected participants to exchange EARs for rights in an alternative program.

### ***International Plans***

International employees are covered by various post employment arrangements consistent with local practices and regulations. Such obligations are included in the consolidated financial statements in other long-term liabilities.

## **20. Related Party Transactions**

The accompanying consolidated financial statements of the Company include the following balances not otherwise disclosed with affiliates of the Company (dollars in millions):

	September 30, 2004	December 31, 2003	December 31, 2002
Trade receivables:			
HIH	\$	\$	\$
Other unconsolidated affiliates	7.4	11.5	0.3
Other receivables:			
HIH	—	—	15.4
Other unconsolidated affiliates	—	—	0.7
Trade accounts payable:			
HIH	—	—	12.0
Other accounts payable:			
HIH	—	—	4.3
Other unconsolidated affiliates	32.6	25.2	—

Huntsman LLC shares services and resources with HIH and its subsidiaries. In accordance with various agreements with HIH, Huntsman LLC provides management and operating services and supplies certain raw materials. The accompanying consolidated financial statements of the Company

include the following transactions not otherwise disclosed with affiliates, officers and employees of the Company (dollars in millions):

	Nine Months ended September 30,		Year ended December 31,		
	2004	2003	2003	2002	2001
Sales to:					
HIH	\$ —	\$ 76.3	\$ 76.3	\$ 162.1	\$ 163.3
Other unconsolidated affiliates	34.1	2.3	14.4	4.1	17.0
Other income from:					
Other unconsolidated affiliates	—	—	—	—	5.8
Inventory purchases from:					
HIH	—	53.0	53.0	57.7	73.8
Other unconsolidated affiliates	303.4	163.4	261.4	—	—
Operating expenses allocated (to)/from:					
HIH	—	(22.3)	(22.3)	(64.5)	(54.2)
Other affiliates	—	—	—	2.4	0.8

The Company has agreed with the Jon and Karen Huntsman Foundation, a private charitable foundation established by Jon. M. and Karen H. Huntsman to further the charitable interests of the Huntsman family, that it will donate its Salt Lake City office building and its option to acquire an adjacent undeveloped parcel of land to the foundation free of debt. The Company has agreed to complete this donation on the earlier of November 30, 2009 or the date on which it occupies less than 20% of the two main floors of the Salt Lake City office building. Under certain circumstances, after the Company makes this donation it will have the right, but not the obligation, to lease space in the Salt Lake City office building from the foundation.

## 21. Commitments and Contingencies

### *Purchase Commitments*

The Company has various purchase commitments extending through 2017 for materials and supplies entered into in the ordinary course of business. The purchase commitments are contracts that require minimum volume purchases. Certain contracts allow for changes in minimum required purchases volumes in the event of a temporary or permanent shutdown of a facility. The contractual purchase price for substantially all of these contracts require minimum payments, even if no volume is purchased. These contracts approximate \$35 million annually through 2005, decreasing to approximately \$16 million through 2011. Historically, the Company has not made any minimum payments under its take or pay contracts.

### *Legal Matters*

HI has settled certain claims during and prior to the second quarter of 2004 relating to discoloration of unplasticized polyvinyl chloride products allegedly caused by HI's titanium dioxide ("TiO<sub>2</sub>") ("Discoloration Claims"). Substantially all of the TiO<sub>2</sub> that was the subject of these claims was manufactured prior to HI's acquisition of its TiO<sub>2</sub> business from ICI in 1999. Net of amounts HI has

received from insurers and pursuant to contracts of indemnity, HI has paid approximately £8 million (\$14.9 million) in costs and settlement amounts for Discoloration Claims.

The following table presents information about the number of Discoloration Claims for the periods indicated. Claims include all claims for which service has been received by HI, and each such claim represents a plaintiff who is pursuing a claim against HI.

	Year ended December 31, 2001	Year ended December 31, 2002	Year ended December 31, 2003	Nine months ended September 30, 2004
Claims filed during period	5	0	1	1
Claims resolved during period	0	0	2	2
Claims unresolved at end of period	5	5	4	3

The five Discoloration Claims unresolved at the end of 2001 and 2002 included three claims that did not quantify monetary damages and two claims asserting aggregate damages of approximately \$4.5 million. During the year ended December 31, 2003, we settled claims for approximately \$77.7 million, all of which was paid by HI's insurers or ICI. The four Discoloration Claims unresolved at the end of 2003 included two claims that did not quantify monetary damages and two claims asserting aggregate damages of approximately \$4.5 million. During the nine months ended September 30, 2004, HI settled claims for approximately \$45.3 million, approximately \$30.4 million of which was paid by HI's insurers or ICI and approximately \$14.9 million of which was paid by HI. We recorded a charge for this approximately \$14.9 million during the second quarter of 2004. The three Discoloration Claims unresolved on September 30, 2004 asserted aggregate damages of approximately \$6.7 million. HI has not accrued any amounts in its financial statements as of September 30, 2004 for damages relating to the three outstanding Discoloration Claims. The aggregate amount sought in such cases is not material to HI's financial condition, results of operations or liquidity. Further, HI expects to be reimbursed under its indemnity from ICI for substantially all of the amounts, if any, ultimately paid in connection with these pending cases.

While additional Discoloration Claims may be made in the future, HI cannot reasonably estimate the amount of loss related to such claims. Although HI may incur additional costs as a result of future claims (including settlement costs), based on its history with Discoloration Claims to date, the fact that substantially all of the titanium dioxide that has been the subject of these Discoloration Claims was manufactured and sold more than five years ago, and the fact that HI has rights under contract to indemnity, including from ICI, HI does not believe that any unasserted possible Discoloration Claims, if any, will have a material impact on its financial condition, results of operations or liquidity. Based on this conclusion and its inability to reasonably estimate its expected costs with respect to these unasserted possible claims, HI has made no accruals in its financial statements as of September 30, 2004 for costs associated with unasserted possible Discoloration Claims, if any.

Certain insurers have denied coverage with respect to certain Discoloration Claims. HI brought suit against these insurers to recover the amounts it believes are due to it. The court found in favor of the insurers, and HI lodged an application for leave to appeal that decision. Leave to appeal was granted in December 2004. HI expects the appeal to be heard during the third quarter of 2005.

Vantico concluded that certain of the products of its former Electronics division may have infringed patents owned by Taiyo and it entered into a license agreement in October 2001 with Taiyo to

obtain the right to use the Taiyo patents. This license agreement required payment of approximately \$4.2 million in back royalties and agreement to pay periodic royalties for future use. AdMat believes that Ciba Specialty Chemicals Holdings Inc. ("Ciba") is liable under the indemnity provisions of certain agreements in connection with the leveraged buy out transaction in 2000 involving Ciba and Vantico for certain payments made under the license agreement and related costs and expenses, and it initiated an arbitration proceeding against Ciba. In July 2004, AdMat entered into a settlement agreement with Ciba with respect to this matter. In general, the settlement agreement provided that Ciba would pay the AdMat \$10.9 million in 2004 and provide it with approximately \$11 million of credits over the next five years against payments for certain services provided by Ciba at one of AdMat's facilities. AdMat received additional consideration in the form of modifications to certain agreements between AdMat's business and Ciba. In August 2004, AdMat received payment of the \$10.9 million settlement. To date, AdMat has incurred approximately \$2.1 million in costs in connection with the arbitration proceedings against Ciba.

Huntsman LLC is a party to various lawsuits brought by persons alleging personal injuries and/or property damage based upon alleged exposure to toxic air emissions. For example, since June 2003, a number of lawsuits have been filed in state district court in Jefferson County, Texas against several local chemical plants and refineries, including Huntsman LLC's subsidiary Huntsman Petrochemical Corporation. Generally, these lawsuits allege that the refineries and chemical plants located in the vicinity of the plaintiffs' homes discharged chemicals into the air that interfere with use and enjoyment of property and cause health problems and/or property damages. None of these lawsuits includes the amount of damages being sought. Because these cases are still in the initial stages, Huntsman LLC does not have sufficient information at the present time to estimate the amount or range of reasonably possible loss. The following table presents information about the number of claims asserting damages based upon alleged exposure to toxic air emissions for the periods indicated. Claims include all claims for which service has been received by Huntsman LLC, and each such claim represents a plaintiff who is pursuing a claim against Huntsman LLC.

	Period Ended	
	September 30, 2004	December 31, 2003
Claims filed during period	0	721
Claims resolved during period	0	0
Claims unresolved at end of period	721	721

Huntsman LLC believes that it has valid defenses to these claims and, to the extent that it is not able to otherwise reach appropriate resolution of these claims, it intends to defend them vigorously.

In addition, Huntsman LLC has been named as a "premises defendant" in a number of asbestos exposure cases, typically a claim by a non-employee of exposure to asbestos while at a facility. These cases usually involve multiple plaintiffs bringing actions against multiple defendants, and the complaint does not indicate which plaintiffs are making claims against which defendants, where or how the alleged injuries occurred, or what injuries each plaintiff claims. These facts, which are central to any estimate of probable loss, can be learned only through discovery.

Where the alleged exposure occurred prior to Huntsman LLC's ownership or operation of the relevant "premises," the prior owners and operators generally have contractually agreed to retain liability for, and to indemnify Huntsman LLC against, asbestos exposure claims. This indemnification is

not subject to any time or dollar amount limitations. Upon service of a complaint in one of these cases, Huntsman LLC tenders it to the prior owner or operator. None of the complaints in these cases state the amount of damages being sought. The prior owner or operator accepts responsibility for the conduct of the defense of the cases and payment of any amounts due to the claimants. In Huntsman LLC's ten-year experience with tendering these cases, it has not made any payment with respect to any tendered asbestos cases. Huntsman LLC believes that the prior owners or operators have the intention and ability to continue to honor their indemnities, although there can be no assurance that they will continue to do so or that it will not be liable for these cases if they do not.

The following table presents for the periods indicated certain information about cases for which service has been received that Huntsman LLC has tendered to the prior owner or operator, all of which have been accepted.

	Nine months ended September 30, 2004	Year ended December 31, 2003	Year ended December 31, 2002	Year ended December 31, 2001
Tendered during the period	69	91	70	93
Resolved during period	47	51	46	24
Unresolved at end of period	365	343	303	279

Huntsman LLC has never made any payments with respect to these cases. Based on the information it currently has available to it, Huntsman is unable to estimate a gross probable liability (i.e., before the effect of its indemnity from the prior owner or operator) for these cases, and it therefore has not accrued any liability for these cases on its balance sheet. There can be no assurance that Huntsman LLC's liability associated with these cases would not be material to its financial condition, results of operations or liquidity.

Certain cases in which Huntsman LLC is a "premises defendant" are not subject to indemnification by prior owners or operators. The following table presents for the periods indicated certain information about these cases. Cases include all cases for which service has been received by Huntsman LLC.

	Nine months ended September 30, 2004	Year ended December 31, 2003	Year ended December 31, 2002	Year ended December 31, 2001
Filed during period	18	28	15	8
Resolved during period	17	6	2	2
Unresolved at end of period	49	48	26	13

Huntsman LLC paid gross settlement costs for asbestos exposure cases that are not subject to indemnification of approximately \$50,000 in 2001, approximately \$1.1 million in 2002, approximately \$250,000 in 2003 and approximately \$700,000 during the first nine months of 2004.

As of September 30, 2004, Huntsman LLC had accrued reserves of \$1.1 million relating to four of these 49 cases. There can be assurance that Huntsman LLC's liability will not exceed its accruals or that its liability associated with these cases would not be material to its financial condition, results of operations or liquidity.

The Company is a party to various other proceedings instituted by private plaintiffs, governmental authorities and others arising under provisions of applicable laws, including various environmental,

products liability and other laws. Except as otherwise disclosed in these financial statements, the Company does not believe that the outcome of any of these matters will have a material adverse effect on its financial condition, results of operations or liquidity.

### ***Guarantee***

In connection with the formation of a joint venture to construct and operate an MDI production facility in China (the "China JV") and the procurement of financing for the China JV, the Company has guaranteed the construction loans of the China JV during the construction period. If the China JV were to default on its payments during the construction period, the Company would be required to make payments to the bank and ownership of the constructed assets would revert to the Company. The maximum potential amount of future payments that the Company could be required to make under this guarantee is approximately \$80 million. The Company has calculated the fair value of the guarantee in accordance with FIN 45, "Guarantor's Accounting and Disclosure Requirements for Guarantees, Including Indirect Guarantees of Indebtedness of Other," and has determined the fair value to be insignificant. The MDI production facility is expected to be operational in 2006 and the construction period guarantee to terminate within a year thereafter.

## **22. Fair Value of Financial Instruments**

As of September 30, 2004		As of December 31,			
		2003		2002	
Carrying Amount	Estimated Fair Value	Carrying Amount	Estimated Fair Value	Carrying Amount	Estimated Fair Value
(Dollars in millions)					

Non-qualified employee benefit plan investments	\$	5.4	\$	5.4	\$	2.7	\$	2.7	\$	0.1	\$	0.1
Long-term debt		6,200.7		6,668.4		5,910.1		6,142.7		1,736.1		1,688.6
Notes receivable from affiliates		28.9		28.5		25.3		25.3		296.0		296.0

### ***Long-Term Debt and Notes Receivable from Affiliates***

Interest rates that are currently available to the Company for issuance of debt with similar terms and remaining maturities are used to estimate fair value for debt issues that are not quoted on an exchange.

### ***Other Financial Instruments***

The carrying amount reported in the balance sheets for cash and cash equivalents, accounts receivable, and accounts payable approximates fair value because of the immediate or short-term maturity of these financial instruments.

The fair value estimates presented herein are based on pertinent information available to management as of September 30, 2004, and December 31, 2003 and 2002. Although management is not aware of any factors that would significantly affect the estimated fair value amounts, such amounts have not been comprehensively revalued for purposes of these financial statements since that date, and current estimates of fair value may differ significantly from the amounts presented herein.

## **23. Environmental Matters**

### ***General***

The Company is subject to extensive federal, state, local and foreign laws, regulations, rules and ordinances relating to pollution, protection of the environment and the generation, storage, handling, transportation, treatment, disposal and remediation of hazardous substances and waste materials. In the ordinary course of business, the Company is subject to frequent environmental inspections and monitoring and occasional investigations by governmental enforcement authorities. In addition, the Company's production facilities require operating permits that are subject to renewal, modification and, in certain circumstances, revocation. Actual or alleged violations of environmental laws or permit requirements could result in restrictions or prohibitions on plant operations, substantial civil or criminal sanctions, as well as, under some environmental laws, the assessment of strict liability and/or joint and several liability. Moreover, changes in environmental regulations could inhibit or interrupt the Company's operations, or require it to change its facilities or operations. Accordingly, environmental or regulatory matters may cause the Company to incur significant unanticipated losses, costs or liabilities.

### ***Environmental Health and Safety Systems***

The Company is committed to achieving and maintaining compliance with all applicable environmental, health and safety ("EHS") legal requirements, and the Company has developed policies and management systems that are intended to identify the multitude of EHS legal requirements applicable to its operations, enhance compliance with applicable legal requirements, ensure the safety of its employees, contractors, community neighbors and customers and minimize the production and emission of wastes and other pollutants. Although EHS legal requirements are constantly changing and are frequently difficult to comply with, these EHS management systems are designed to assist the Company in its compliance goals while also fostering efficiency and improvement and minimizing overall risk to the Company.

### ***EHS Capital Expenditures***

The Company may incur future costs for capital improvements and general compliance under EHS laws, including costs to acquire, maintain and repair pollution control equipment. For the nine months ended September 30, 2004, the year ended December 31, 2003, and the year ended December 31, 2002, our capital expenditures for EHS materials totaled \$36.9 million, \$47.8 million, and \$30.3 million, respectively. Since capital expenditures for these matters are subject to evolving regulatory requirements and depend, in part, on the timing, promulgation and enforcement of specific requirements, the Company cannot provide assurance that its recent expenditures will be indicative of future amounts required under EHS laws.

### ***Governmental Enforcement Proceedings***

On occasion, the Company receives notices of violation, enforcement and other complaints from regulatory agencies alleging non-compliance with applicable EHS law. By way of example, the Company is aware of the individual matters set out below, which the Company believes to be the most significant presently pending matters and unasserted claims. Although the Company may incur costs or penalties in connection with the governmental proceedings discussed below, based on currently available information and its past experience, the Company believes that the ultimate resolution of these matters will not have a material impact on its results of operations, financial position or liquidity.

In May 2003, the State of Texas settled an air enforcement case with the Company relating to its Port Arthur plant. Under the settlement, the Company is required to pay a civil penalty of \$7.5 million over more than four years, undertake environmental monitoring projects totaling about \$1.5 million in costs, and pay \$0.4 million in attorney's fees to the Texas Attorney General. As of September 2004, the Company has paid \$1.8 million toward the penalty and \$0.4 million for the attorney's fees with \$7.1 million accrued as of September 30, 2004. The monitoring projects are underway and on schedule. The Company does not anticipate that this settlement will have a material adverse effect on its results of operations, financial position or liquidity.

In the third quarter of 2004, the Company's Jefferson County, Texas facilities received notification from the Texas Commission on Environmental Quality ("TCEQ") of potential air emission violations relating to the operation of cooling towers at two of its plants, alleged nuisance odors, and alleged upset air emissions. The Company has investigated the allegations and responded in writing to TCEQ. TCEQ has proposed a penalty of \$9,300 for the alleged nuisance odor violations, \$0.2 million for the alleged upset violations and \$0.1 million for the alleged cooling tower violations. Negotiations are anticipated between the Company and TCEQ with respect to the resolution of these alleged violations. The Company does not believe that the final cost to resolve these matters will be material.

The Company's subsidiary, Huntsman Advanced Materials (U.K.) Ltd, is scheduled to appear in Magistrates Court in the U.K. in January 2005 to answer five charges following an investigation by the U.K. Health and Safety Executive. The charges arise from alleged failure to follow applicable regulations for the management of asbestos contamination caused by construction activity at the Duxford, U.K. AdMat facility between November 2002 and January 2003. The Company believes that some or all of the alleged violations arise from conduct by a third party contractor occurring before it assumed responsibility for the Duxford facility. Based on penalties imposed in the United Kingdom for similar alleged violations by other companies, the Company does not believe this matter will result in the imposition of costs material to its results of operations, financial position or liquidity.

By letter dated November 29, 2004, the TCEQ notified the Company that it intends to pursue an enforcement action as a result of approximately 25 separate upset emission events occurring at the Company's Port Arthur facility between August 2003 and September 2004. TCEQ alleges that each upset event is a separate violation of its air emission rules. TCEQ has not yet proposed a penalty associated with these alleged violations. Negotiations are anticipated between the Company and TCEQ with respect to the resolution of these alleged violations. The Company does not believe that the resolution of this matter will result in the imposition of costs material to its results of operations, financial position or liquidity.

#### ***Remediation Liabilities***

The Company has incurred, and the Company may in the future incur, liability to investigate and clean up waste or contamination at its current or former facilities or facilities operated by third parties at which the Company may have disposed of waste or other materials. Similarly, the Company may incur costs for the cleanup of wastes that were disposed of prior to the purchase of its businesses. Under some circumstances, the scope of the Company's liability may extend to damages to natural resources. Specifically, under the U.S. Comprehensive Environmental Response, Compensation and Liability Act of 1980, as amended ("CERCLA"), and similar state laws, a current or former owner or operator of real property may be liable for remediation costs regardless of whether the release or

disposal of hazardous substances was in compliance with law at the time it occurred, and a current owner or operator may be liable regardless of whether it owned or operated the facility at the time of the release. In addition, under the U.S. Resource Conservation and Recovery Act of 1976, as amended ("RCRA"), and similar state laws, the Company may be required to remediate contamination originating from its properties as a condition to its hazardous waste permit. For example, the Company's Odessa, Port Arthur, and Port Neches facilities in Texas are the subject of ongoing remediation requirements under RCRA authority. In many cases, the Company's potential liability arising from historical contamination is based on operations and other events occurring prior to its ownership of the relevant facility. In these situations, the Company frequently obtained an indemnity agreement from the prior owner addressing remediation liabilities arising from pre-closing conditions. The Company has successfully exercised its rights under these contractual covenants for a number of sites, and where applicable, mitigated its ultimate remediation liability. The Company can give no assurance, however, that such matters will be subject to indemnity or that its existing indemnities will be sufficient to cover its liabilities for such matters.

Some of the Company's manufacturing sites have an extended history of industrial chemical manufacturing and use, including on-site waste disposal. The Company is aware of soil, groundwater and surface water contamination from past operations at some of its sites, and it may find contamination at other sites in the future. For example, the Company is aware that there is significant contamination, largely related to a landfill and lagoons, at its McIntosh, Alabama plant site. Further, soil and groundwater contamination have been identified at its plants in Duxford, U.K. and Monthey, Switzerland. Pursuant to certain agreements with respect to these AdMat sites, the Company expects that Ciba will have primary financial responsibility for such matters, although it may be required to contribute to the costs of remediation in certain instances and it believes that Ciba has the intention and ability to honor these agreements. Based on available information and the indemnification rights the Company believes are likely to be available, the Company believes that the costs to investigate and remediate known contamination will not have a material adverse effect on its financial condition, results of operations or cash flows, and therefore has made no accrual for such liabilities as of September 30, 2004. However, if such indemnities are unavailable or do not fully cover the costs of investigation and remediation or the Company is required to contribute to such costs, and if such costs are material, then such expenditures may have a material adverse effect on the Company's financial condition, results of operations or cash flows. At the current time, the Company is unable to estimate the full cost, exclusive of indemnification benefits, to remediate known contamination sites.

The Company has been notified by third parties of claims against it or its subsidiaries for cleanup liabilities at approximately 12 former facilities and other third party sites, including but not limited to sites listed under CERCLA. Based on current information and past experience at other CERCLA sites, the Company does not expect any of these third-party claims to result in material liability to it.

One of these sites, the North Maybe Canyon CERCLA site, includes an abandoned phosphorous mine located in a U.S. National Forest in Idaho. The North Maybe Canyon mine may have been operated by one of the Company's predecessors for approximately two out of the eight years (1964 to 1972) during which it held mining leases in the area. In 2004, the Company received from the Forest Service a notice of potential liability for the mine under CERCLA. According to information from the U.S. government, North Maybe Canyon was actively mined for a total of about 20 years. The current owner, NuWest Industries, Inc., a subsidiary of Agrium, Inc., operated the mine for at least six of those years. Under an administrative order with the Forest Service and other governmental agencies, NuWest

is currently undertaking an investigation of the site, with a specific focus on the release of selenium-contaminated surface water into streams in the area. To date, no emergency removal action or other high priority cleanup has been proposed. One of the previous operators of the site, Washington Group International, Inc., has been the subject of bankruptcy proceedings in which the U.S. Department of Justice asserted a claim for investigation and remediation costs at North Maybe Canyon and South Maybe Canyon (which the Company did not own or operate), a similar nearby mine that also is currently under investigation. The government claimed \$15.7 million in investigation and remediation costs for South Maybe Canyon and \$3 million in investigation costs for North Maybe Canyon. The government stated that cleanup costs at North Maybe Canyon had not yet been estimated. The Company does not currently have sufficient information to estimate actual remediation costs or our actual liability, if any, for investigation and cleanup of the North Maybe Canyon site.

### ***Environmental Reserves***

The Company has established financial reserves relating to anticipated environmental cleanup obligations, site reclamation and closure costs and known penalties. Liabilities are recorded when potential liabilities are either known or considered probable and can be reasonably estimated. The Company's liability estimates are based upon available facts, existing technology and past experience. On a consolidated basis, the Company had accrued approximately \$34.6 million, \$34.9 million and \$18.3 million for environmental liabilities as of September 30, 2004, December 31, 2003 and December 31, 2002, respectively. Of these amounts, approximately \$7.1 million, \$8.6 million and \$4.8 million are classified as accrued liabilities on the Company's consolidated balance sheets as of September 30, 2004, December 31, 2003 and December 31, 2002, respectively, and approximately \$27.5 million, \$26.3 million and \$13.5 million are classified as other noncurrent liabilities on the Company's consolidated balance sheets as of September 30, 2004, December 31, 2003 and December 31, 2002, respectively. These accruals include approximately \$12.5 million, \$6.5 million and \$6.9 million, respectively, for environmental remediation liabilities. In certain cases, the Company's remediation liabilities are payable over periods of up to 30 years. The Company may incur losses for environmental remediation in excess of the amounts accrued; however, the Company is not able to estimate the amount or range of such losses.

### ***Regulatory Developments***

Under the European Union ("EU") Integrated Pollution Prevention and Control Directive ("IPPC"), EU member governments are to adopt rules and implement a cross media (air, water and waste) environmental permitting program for individual facilities. While the EU countries are at varying stages in their respective implementation of the IPPC permit program, the Company has submitted all necessary IPPC permit applications required to date, and in some cases received completed permits from the applicable government agency. The Company expects to submit all other IPPC applications and related documents on a timely basis as the various countries implement the IPPC permit program. Although the Company does not know with certainty what each IPPC permit will require, the Company believes, based upon its experience with the permits received to date, that the costs of compliance with the IPPC permit program will not be material to its results of operations, financial position or liquidity.

In October 2003, the European Commission adopted a proposal for a new EU regulatory framework for chemicals. Under this proposed new system called "REACH" (Registration, Evaluation

and Authorization of Chemicals), companies that manufacture or import more than one ton of a chemical substance per year would be required to register such manufacture or import in a central database. The REACH initiative, as proposed, would require risk assessment of chemicals, preparations (e.g., soaps and paints) and articles (e.g., consumer products) before those materials could be manufactured or imported into EU countries. Where warranted by a risk assessment, hazardous substances would require authorizations for their use. This regulation could impose risk control strategies that would require capital expenditures by the Company. As proposed, REACH would take effect in three primary stages over the eleven years following the final effective date (assuming final approval). The impacts of REACH on the chemical industry and on the Company are unclear at this time because the parameters of the program are still being actively debated.

#### ***MTBE Developments***

The use of MTBE is controversial in the U.S. and elsewhere and may be substantially curtailed or eliminated in the future by legislation or regulatory action. The presence of MTBE in some groundwater supplies in California and other states (primarily due to gasoline leaking from underground storage tanks) and in surface water (primarily from recreational watercraft) has led to public concern about MTBE's potential to contaminate drinking water supplies. Heightened public awareness regarding this issue has resulted in state, federal and foreign initiatives to rescind the federal oxygenate requirements for reformulated gasoline or restrict or prohibit the use of MTBE in particular. For example, California, New York and Connecticut have adopted rules that prohibit the use of MTBE in gasoline sold in those states as of January 1, 2004. Overall, states that have taken some action to prohibit or restrict the use of MTBE in gasoline account for a substantial portion of the "pre-ban" U.S. MTBE market. Thus far, attempts by others to challenge these state bans in federal court under the reformulated gasoline provisions of the federal Clean Air Act have been unsuccessful.

The U.S. Congress has been considering legislation that would eliminate the oxygenated fuels requirements in the Clean Air Act and phase out or curtail MTBE use over a period of several years. To date, no such legislation has become law. If it were to become law it could result in a federal phase-out of the use of MTBE in gasoline in the U.S., but it would not prevent the Company from manufacturing MTBE in its plants. In addition, in March 2000, the EPA announced its intention, through an advanced notice of proposed rulemaking, to phase out the use of MTBE under authority of the federal Toxic Substances Control Act. EPA has not yet acted on this proposal, however. In Europe, the EU issued a final risk assessment report on MTBE in September 2002. No ban of MTBE was recommended, though several risk reduction measures relating to storage and handling of MTBE-containing fuel were recommended.

The Company currently markets approximately 95% of its MTBE to customers located in the U.S. for use as a gasoline additive. Any phase-out or other future regulation of MTBE in other jurisdictions, nationally or internationally, may result in a significant reduction in demand for the Company's MTBE and result in a material loss in revenues or material costs or expenditures. In the event that there should be a complete phase-out of MTBE in the U.S., the Company believes it will be able to export MTBE to Europe, Asia or South America, although this may produce a lower level of cash flow than the sale of MTBE in the U.S. The Company may also elect to use all or a portion of its precursor TBA to produce saleable products other than MTBE. If the Company opts to produce products other than MTBE, necessary modifications to its facilities may require significant capital expenditures and the sale of the other products may produce a materially lower level of cash flow than the sale of MTBE.

In addition to the use limitations described above, a number of lawsuits have been filed, primarily against gasoline manufacturers, marketers and distributors, by persons seeking to recover damages allegedly arising from the presence of MTBE in groundwater. While the Company has not been named as a defendant in any litigation concerning the environmental effects of MTBE, the Company cannot provide assurances that it will not be involved in any such litigation or that such litigation will not have a material adverse effect on its results of operations, financial position or liquidity.

#### 24. Other Operating Expense (Income)

Other Operating Expense consists of the following (dollars in millions):

	Nine months ended September 30,		Year ended December 31,		
	2004	2003	2003	2002	2001
Foreign exchange (gains) losses	\$ (23.6)	\$ (32.2)	\$ (74.4)	\$ 3.2	\$ (2.0)
Legal and contract settlements—net	6.1	—	2.0	—	—
Bad debts	9.5	2.6	5.8	—	—
Other	14.6	7.0	11.6	(4.2)	—
<b>Total other operating expense (income)</b>	<b>\$ 6.6</b>	<b>\$ (22.6)</b>	<b>\$ (55.0)</b>	<b>\$ (1.0)</b>	<b>\$ (2.0)</b>

#### 25. Other Income (Expense)

Other income (expense) is comprised of the following significant items (dollars in millions):

	Nine Months ended September 30,		Year ended December 31,		
	2004	2003	2003	2002	2001
	(Unaudited)				
Insurance settlement proceeds in excess of book value of equipment	\$ —	\$ —	\$ —	\$ —	\$ 6.0
Loss on sale of non-qualified plan securities	—	—	—	—	(4.2)
Loss on sale of exchangeable preferred stock	—	—	—	—	(7.0)
Loss on early extinguishment of debt	(1.9)	—	—	(6.7)	(1.1)
Dividend on exchangeable preferred stock	—	—	—	—	5.8
Other	1.1	0.4	—	(0.9)	1.1
<b>Total</b>	<b>\$ (0.8)</b>	<b>\$ 0.4</b>	<b>\$ —</b>	<b>\$ (7.6)</b>	<b>\$ 0.6</b>

#### 26. Operating Segment Information

The Company derives its revenues, earnings and cash flows from the manufacture and sale of a wide variety of differentiated and commodity chemical products. The HIH Consolidation Transaction and the AdMat Transaction have caused changes in the Company's operating segments. Prior to the HIH Consolidation Transaction, the Company reported its operations through three principal operating segments. The Company reports its operations through six segments: Polyurethanes, Advanced Materials, Performance Products, Polymers, Pigments and Base Chemicals.

The major products of each reportable operating segment are as follows:

Segment	Products
Polyurethanes	MDI, TDI, TPU, polyols, aniline, PO and MTBE
Advanced Materials	Epoxy resin compounds, cross-linkers, matting agents, curing agents, epoxy, acrylic and polyurethane-based adhesives and tooling resins and sterolithography tooling resins
Performance Products	Amines, surfactants, linear alkylbenzene, maleic anhydride, other performance chemicals, and glycols
Polymers	Ethylene (produced at the Odessa, Texas facilities primarily for internal use), polyethylene, polypropylene, expandable polystyrene, styrene and other polymers
Pigments	Titanium dioxide
Base Chemicals	Olefins (primarily ethylene and propylene), butadiene, MTBE, benzene, cyclohexane and paraxylene

Sales between segments are generally recognized at external market prices.

	Nine Months Ended September 30,		Year Ended December 31,		
	2004	2003(3)	2003(3)	2002	2001
	(Unaudited)				
<b>Net Sales:</b>					
Polyurethanes	\$ 2,117.4	\$ 983.3	\$ 1,562.4	\$ —	\$ —
Advanced Materials	866.4	258.7	517.8	—	—
Performance Products	1,399.7	1,084.4	1,507.7	1,028.2	1,077.6
Polymers	1,019.6	847.7	1,155.5	840.2	820.6
Pigments	794.7	421.6	678.9	—	—
Base Chemicals	2,755.8	1,467.0	2,152.7	996.2	1,051.3
Eliminations	(595.9)	(351.6)	(494.1)	(203.6)	(192.1)
<b>Total</b>	<b>\$ 8,357.7</b>	<b>\$ 4,711.1</b>	<b>\$ 7,080.9</b>	<b>\$ 2,661.0</b>	<b>\$ 2,757.4</b>

Segment EBITDA(1):										
Polyurethanes	\$	270.7	\$	99.8	\$	176.0	\$	—	\$	—
Advanced Materials		121.3		19.5		38.6		—		—
Performance Products		82.9		87.7		125.6		164.4		127.7
Polymers		45.6		53.4		80.8		74.7		(550.6)
Pigments		(53.6)		47.6		64.7		—		—
Base Chemicals		204.8		24.8		40.7		44.7		63.1
Corporate and other(2)		(54.1)		(59.6)		(52.9)		(132.6)		(231.1)
Total	\$	617.6	\$	273.2	\$	473.5	\$	151.2	\$	(590.9)
Segment EBITDA(1)	\$	617.6	\$	273.2	\$	473.5	\$	151.2	\$	(590.9)
Interest expense, net		(459.5)		(260.7)		(409.1)		(181.9)		(239.3)
Income tax benefit (expense)		25.7		3.8		(30.8)		(8.5)		184.9
Cumulative effect of accounting change		—		—		—		169.7		0.1
Depreciation and amortization		(410.3)		(230.5)		(353.4)		(152.7)		(197.5)
Net loss	\$	(226.5)	\$	(214.2)	\$	(319.8)	\$	(22.2)	\$	(842.7)
Depreciation and Amortization:										
Polyurethanes	\$	112.8	\$	58.5	\$	96.0	\$	—	\$	—
Advanced Materials		40.9		13.5		27.3		—		—
Performance Products		41.3		36.4		53.7		68.9		68.3
Polymers		44.1		43.8		51.4		45.7		87.5
Pigments		62.7		28.2		44.2		—		—
Base Chemicals		66.2		41.0		60.8		46.7		48.2
Corporate and other(2)		42.3		9.1		20.0		(8.6)		(6.5)
Total	\$	410.3	\$	230.5	\$	353.4	\$	152.7	\$	197.5

Capital Expenditures:										
Polyurethanes	\$	34.9	\$	24.0	\$	25.6	\$	—	\$	—
Advanced Materials		7.3		1.5		5.8		—		—
Performance Products		26.7		27.5		40.6		26.5		34.1
Polymers		10.7		15.6		25.9		18.3		21.0
Pigments		25.1		23.3		42.4		—		—
Base Chemicals		36.9		29.4		39.0		15.5		18.5
Corporate and other(2)		3.4		8.6		11.7		9.9		2.8
Total	\$	145.0	\$	129.9	\$	191.0	\$	70.2	\$	76.4

		December 31,				
		September 30, 2004				
			2003(3)	2002	2001	
<b>Total Assets:</b>						
Polyurethanes	\$	3,931.4	\$	3,733.9	\$	—
Advanced Materials		1,089.4		900.7		—
Performance Products		845.4		1,085.6		694.3
Polymers		1,415.7		776.2		786.5
Pigments		1,847.4		1,554.5		—
Base Chemicals		861.0		1,676.0		453.8
Corporate and other(2)		3,965.6		3,597.2		812.6
Eliminations		(4,962.1)		(4,586.7)		—
Total	\$	8,993.8	\$	8,737.4	\$	2,747.2
						\$ 2,357.8

- (1) Segment EBITDA is defined as net income (loss) from continuing operations before interest, income tax and depreciation and amortization.
- (2) EBITDA from corporate and other items includes unallocated corporate overhead, loss on sale of accounts receivable, foreign exchange gains or losses and other non-operating income (expense).
- (3) Prior to May 2003, the Company accounted for its investment in HIH on the equity method of accounting due to the significant participating rights formerly granted to ICI pursuant to the HIH limited liability company agreement. As a consequence of the Company's 100% direct and indirect ownership of HIH and the resulting termination of ICI's participation rights, the Company is considered to have a controlling financial interest in HIH. Accordingly, HIH is no longer accounted for by the Company under the equity method of accounting, and effective May 1, 2003 HIH is consolidated with the results of the Company. On June 30, 2003, affiliates of the Company completed the AdMat Transaction. AdMat has been included in the consolidated financial

statements of the Company as of June 30, 2003. These changes have resulted in changes in the Company's operating segments. Previously, the Company reported its operations through three principal operating segments: Performance Products, Polymers and Base Chemicals.

	Nine Months ended September 30,		Year ended December 31,		
	2004	2003	2003	2002	2001
(Unaudited)					
<b>By Geographic Area</b>					
<b>Net sales:</b>					
United States	\$ 4,652.0	\$ 3,127.7	\$ 4,390.2	\$ 2,491.5	\$ 2,573.8
United Kingdom	1,914.9	753.4	1,296.7	8.1	8.6
Netherlands	926.5	432.0	709.7	—	—
Other nations	2,192.1	1,027.8	866.9	161.4	175.0
Eliminations	(1,327.8)	(629.8)	(182.6)	—	—
<b>Total</b>	<b>\$ 8,357.7</b>	<b>\$ 4,711.1</b>	<b>\$ 7,080.9</b>	<b>\$ 2,661.0</b>	<b>\$ 2,757.4</b>
<b>Long-lived assets(1):</b>					
United States	\$ 2,435.2		\$ 2,280.8	\$ 1,197.6	\$ 1,300.8
United Kingdom	1,069.8		1,164.8	8.1	6.7
Netherlands	381.2		583.8	—	—
Other nations	1,128.6		1,049.9	81.5	47.3
<b>Total</b>	<b>\$ 5,014.8</b>		<b>\$ 5,079.3</b>	<b>\$ 1,287.2</b>	<b>\$ 1,354.8</b>

(1) Long lived assets are made up of property, plant and equipment.

**REPORT OF INDEPENDENT REGISTERED PUBLIC ACCOUNTING FIRM**

**To the Board of Directors of  
Huntsman Corporation:**

We have audited the accompanying consolidated balance sheet of Huntsman Corporation (the "Company") (a wholly-owned subsidiary of Huntsman Holdings, LLC) as of October 31, 2004 (date of initial capitalization). This financial statement is the responsibility of the Company's management. Our responsibility is to express an opinion on this financial statement based on our audit.

We conducted our audit in accordance with the standards of the Public Company Accounting Oversight Board (United States). Those standards require that we plan and perform the audit to obtain reasonable assurance about whether the financial statement is free of material misstatement. An audit includes examining, on a test basis, evidence supporting the amounts and disclosures in the financial statement. An audit also includes assessing the accounting principles used and significant estimates made by management, as well as evaluating the overall financial statement presentation. We believe that our audit provides a reasonable basis for our opinion.

In our opinion, such balance sheet presents fairly, in all material respects, the financial position of the Company as of October 31, 2004, in conformity with accounting principles generally accepted in the United States of America.

/s/ DELOITTE & TOUCHE LLP

Houston, Texas  
November 23, 2004

**HUNTSMAN CORPORATION**  
**(A WHOLLY OWNED SUBSIDIARY OF HUNTSMAN HOLDINGS, LLC)**

**BALANCE SHEET**

**OCTOBER 31, 2004 (DATE OF INITIAL CAPITALIZATION)**

<b>ASSETS</b>		
Cash	\$	1,000
Total assets	\$	1,000

<b>STOCKHOLDER'S EQUITY</b>		
Common stock (authorized, 1,000 shares, par value \$0.01)		
Issued: 1,000 shares	\$	10
Additional paid in capital		990
Total stockholder's equity	\$	1,000

See accompanying note to balance sheet.

**HUNTSMAN CORPORATION**  
**(A WHOLLY OWNED SUBSIDIARY OF HUNTSMAN HOLDINGS, LLC)**

**NOTE TO BALANCE SHEET**

**AS OF OCTOBER 31, 2004**

**1. General**

The accompanying balance sheet includes the accounts of Huntsman Corporation (the "Company"), a wholly-owned subsidiary of Huntsman Holdings, LLC ("Holdings"). The Company was incorporated on October 19, 2004, for the purpose of issuing shares of common stock in an initial public offering (the "IPO"). In connection with the IPO, Holdings will be merged with and into the Company. The Company was initially funded on October 31, 2004.

## REPORT OF INDEPENDENT REGISTERED PUBLIC ACCOUNTING FIRM

To the Board of Managers and Members of  
Huntsman Advanced Materials LLC:

We have audited the accompanying consolidated balance sheet of Huntsman Advanced Materials LLC and subsidiaries (the "Company") as of December 31, 2003, and the related consolidated statements of operations and comprehensive loss, equity, and cash flows for the six months ended December 31, 2003. These financial statements are the responsibility of the Company's management. Our responsibility is to express an opinion on these financial statements based on our audit.

We conducted our audit in accordance with the standards of the Public Company Accounting Oversight Board (United States). Those standards require that we plan and perform the audit to obtain reasonable assurance about whether the financial statements are free of material misstatement. An audit includes examining, on a test basis, evidence supporting the amounts and disclosures in the financial statements. An audit also includes assessing the accounting principles used and significant estimates made by management, as well as evaluating the overall financial statement presentation. We believe that our audit provides a reasonable basis for our opinion.

In our opinion, such consolidated financial statements present fairly, in all material respects, the financial position of Huntsman Advanced Materials LLC and subsidiaries at December 31, 2003 and the results of their operations and their cash flows for the six months ended December 31, 2003 in conformity with accounting principles generally accepted in the United States of America.

As discussed in Note 25, the consolidated statements of equity and cash flows for the six months ended December 31, 2003 have been restated.

/s/ DELOITTE & TOUCHE LLP

Salt Lake City, Utah  
November 23, 2004, except for Note 27, as to which the date is  
December 17, 2004

## REPORT OF INDEPENDENT REGISTERED PUBLIC ACCOUNTING FIRM

To the Board of Managers and Members of  
Huntsman Advanced Materials LLC:

We have audited the accompanying consolidated balance sheet of Vantico Group S.A. and subsidiaries (the "Predecessor Company") as of December 31, 2002, and the consolidated statements of operations and comprehensive loss, equity, and cash flows for the six months ended June 30, 2003 and for the years ended December 31, 2002 and 2001. These financial statements are the responsibility of the Company's management. Our responsibility is to express an opinion on these financial statements based on our audits.

We conducted our audits in accordance with the standards of the Public Company Accounting Oversight Board (United States). Those standards require that we plan and perform the audit to obtain reasonable assurance about whether the financial statements are free of material misstatement. An audit includes examining, on a test basis, evidence supporting the amounts and disclosures in the financial statements. An audit also includes assessing the accounting principles used and significant estimates made by management, as well as evaluating the overall financial statement presentation. We believe that our audits provide a reasonable basis for our opinion.

In our opinion, such consolidated financial statements present fairly, in all material respects, the financial position of Vantico Group S.A. and subsidiaries at December 31, 2002 and the results of their operations and their cash flows for the six months ended June 30, 2003 and for the years ended December 31, 2002 and 2001, in conformity with accounting principles generally accepted in the United States of America.

As discussed in Note 2 to the consolidated financial statements, effective January 1, 2002, Vantico adopted Statement of Financial Accounting Standards No. 142, "Goodwill and Other Intangible Assets".

/s/ DELOITTE S.A.

Edouard Schmit, Partner

Luxembourg  
April 14, 2004, except for Note 27, as to which the date  
is December 17, 2004

## HUNTSMAN ADVANCED MATERIALS LLC AND SUBSIDIARIES

## CONSOLIDATED BALANCE SHEETS

(dollars in millions)

	December 31, 2003	Predecessor Company December 31, 2002
<b>ASSETS</b>		
<b>Current assets:</b>		
Cash and cash equivalents	\$ 73.2	\$ 44.0
Accounts receivable (net of allowance for doubtful accounts of \$6.8 and \$7.0, respectively)	184.5	187.0
Inventories	146.4	167.0
Prepaid expenses	—	2.0
Deferred income taxes	11.7	4.0
Other current assets	21.4	20.0
<b>Total current assets</b>	<b>437.2</b>	<b>424.0</b>
Property, plant and equipment, net	394.1	400.0
Goodwill	—	27.0
Other intangible assets, net	34.9	112.0
Deferred income taxes	16.8	16.0
Other noncurrent assets	17.7	71.0
<b>Total assets</b>	<b>\$ 900.7</b>	<b>\$ 1,050.0</b>
<b>LIABILITIES AND EQUITY</b>		
<b>Current liabilities:</b>		
Accounts payable	\$ 85.1	\$ 96.0
Accrued liabilities	116.9	95.0
Deferred income taxes	0.6	—
Short-term debt	3.1	64.0
<b>Total current liabilities</b>	<b>205.7</b>	<b>255.0</b>
Long-term debt	348.3	648.0
Deferred income taxes	—	16.0
Other noncurrent liabilities	128.5	79.0
<b>Total liabilities</b>	<b>682.5</b>	<b>998.0</b>
<b>Commitments and contingencies (Notes 19 and 20)</b>		
<b>Equity:</b>		
Members' equity, 4,626,340 units authorized and outstanding, no par	222.1	—
Share capital (authorized and issued—267,741,400 ordinary shares, without nominal value)	—	400.0
Accumulated deficit	(13.3)	(294.0)
Accumulated other comprehensive income (loss)	9.4	(54.0)
<b>Total equity</b>	<b>218.2</b>	<b>52.0</b>
<b>Total liabilities and equity</b>	<b>\$ 900.7</b>	<b>\$ 1,050.0</b>

See accompanying notes to consolidated financial statements.

HUNTSMAN ADVANCED MATERIALS LLC AND SUBSIDIARIES

CONSOLIDATED STATEMENTS OF OPERATIONS AND  
COMPREHENSIVE LOSS

(dollars in millions)

	Six Months Ended December 31, 2003	Predecessor Company		
		Six Months Ended June 30, 2003	Year Ended December 31, 2002	Year Ended December 31, 2001
<b>Revenues</b>	\$ 517.8	\$ 531.8	\$ 949.0	\$ 949.0
<b>Cost of goods sold</b>	410.8	412.7	707.0	697.0
<b>Gross profit</b>	107.0	119.1	242.0	252.0
<b>Expenses:</b>				
Selling, general and administrative	94.9	103.1	219.0	198.0
Research and development	10.8	12.2	26.0	26.0
Impairment of long lived assets	—	—	56.0	—
Reorganization costs	—	27.5	22.0	39.0
Restructuring costs	—	—	—	8.0
Litigation charges	—	—	—	25.0
Contract settlement credits and charges, net	—	5.5	(9.0)	—
Other operating expense (income)	(10.0)	23.8	1.0	(10.0)
<b>Total expenses</b>	95.7	172.1	315.0	286.0
<b>Operating income (loss)</b>	11.3	(53.0)	(73.0)	(34.0)
Interest expense	(21.3)	(36.3)	(68.0)	(69.0)
<b>Loss before income taxes, minority interest and cumulative effect of accounting change</b>	(10.0)	(89.3)	(141.0)	(103.0)
Income tax benefit (expense)	(3.3)	11.4	(7.0)	—
Minority interest	—	—	—	1.0
<b>Loss before cumulative effect of accounting change</b>	(13.3)	(77.9)	(148.0)	(102.0)
Cumulative effect of accounting change	—	—	(3.0)	—
<b>Net loss</b>	(13.3)	(77.9)	(151.0)	(102.0)
Other comprehensive income (loss)	9.4	6.0	(33.0)	\$ (16.0)
<b>Comprehensive loss</b>	\$ (3.9)	\$ (71.9)	\$ (184.0)	(118.0)

See accompanying notes to consolidated financial statements.

## HUNTSMAN ADVANCED MATERIALS LLC AND SUBSIDIARIES

## CONSOLIDATED STATEMENTS OF EQUITY

(amounts in millions)

	Share Capital/ Members' Equity			Accumulated Other Comprehensive Income (Loss)	
	Shares/ Units	Amount	Accumulated Deficit		Total
<b>Predecessor Company:</b>					
Balance, January 1, 2001	267.7	\$ 366.0	\$ (41.0)	\$ (5.0)	\$ 320.0
Net loss		—	(102.0)	—	(102.0)
Other comprehensive loss		—	—	(16.0)	(16.0)
Balance, December 31, 2001	267.7	366.0	(143.0)	(21.0)	202.0
Shares issued		34.0	—	—	34.0
Net loss		—	(151.0)	—	(151.0)
Other comprehensive loss		—	—	(33.0)	(33.0)
Balance, December 31, 2002	267.7	400.0	(294.0)	(54.0)	52.0
Net loss		—	(77.9)	—	(77.9)
Other comprehensive income		—	—	6.0	6.0
Balance, June 30, 2003	267.7	\$ 400.0	\$ (371.9)	\$ (48.0)	\$ (19.9)
<b>Successor Company:</b>					
Cash contribution from parent (as restated, see Note 25)	3.3	\$ 164.4	\$ —	\$ —	\$ 164.4
Capital contribution from parent related to exchange of debt for parent company equity (as restated, see Note 25)	1.3	67.8	—	—	67.8
Expenses associated with raising equity capital (as restated, see Note 25)		(10.1)	—	—	(10.1)
Net loss		—	(13.3)	—	(13.3)
Other comprehensive income		—	—	9.4	9.4
Balance, December 31, 2003	4.6	\$ 222.1	\$ (13.3)	\$ 9.4	\$ 218.2

See accompanying notes to consolidated financial statements.

HUNTSMAN ADVANCED MATERIALS LLC AND SUBSIDIARIES

CONSOLIDATED STATEMENTS OF CASH FLOWS

(dollars in millions)

	Predecessor Company			
	Six Months Ended December 31, 2003	Six Months Ended June 30, 2003	Year Ended December 31, 2002	Year Ended December 31, 2001
	(As restated, see Note 25)			
<b>Cash Flows From Operating Activities:</b>				
Net loss	\$ (13.3)	\$ (77.9)	\$ (151.0)	\$ (102.0)
Cumulative effect of accounting change	—	—	3.0	—
Adjustments to reconcile net loss to net cash from operating activities:				
Depreciation and amortization	27.3	28.8	59.0	54.0
Noncash interest expense	1.2	—	9.0	10.0
Unrealized (gain) loss on foreign currency transactions	(11.6)	23.8	1.0	(7.0)
Impairment and noncash restructuring charges	—	—	56.0	8.0
Contract settlement credits and charges, net	—	—	(9.0)	—
Litigation charges	—	—	—	25.0
Unrealized investment gains	—	—	—	(3.0)
Other	0.9	—	(5.0)	3.0
Proceeds from sale of investments	—	2.0	—	—
Deferred income taxes	0.6	(19.3)	5.0	(15.0)
Minority interests	—	—	—	(1.0)
Changes in operating assets and liabilities, net of acquisitions:				
Accounts receivable, net	16.2	3.5	—	30.0
Inventories, net	28.0	9.7	(2.0)	17.0
Accounts payable	(17.1)	1.0	1.0	(16.0)
Other operating assets and liabilities	(20.0)	29.7	(8.0)	21.0
<b>Net cash provided by (used in) operating activities</b>	<b>12.2</b>	<b>1.3</b>	<b>(41.0)</b>	<b>24.0</b>
<b>Cash Flows From Investing Activities:</b>				
Capital expenditures	(5.8)	(6.0)	(24.0)	(50.0)
Cash portion of acquisitions of business, net of cash acquired	(397.6)	—	(1.0)	(3.0)
Purchase of Vantico Senior Notes	(22.7)	—	—	—
Loans and other assets	0.1	—	(3.0)	(1.0)
Proceeds from sale of fixed assets	—	1.0	3.0	—
<b>Net cash used in investing activities</b>	<b>(426.0)</b>	<b>(5.0)</b>	<b>(25.0)</b>	<b>(54.0)</b>
<b>Cash Flows From Financing Activities:</b>				
Increase/(decrease) in short-term debt, net	(2.3)	8.0	—	(23.0)
Payments on long-term debt	(1.0)	(16.0)	(51.0)	(34.0)
Proceeds from long-term debt	—	—	86.0	35.0
Issuance of senior secured notes	348.0	—	—	—
Cost of raising equity capital	(10.1)	—	—	—
Debt issuance costs	(14.4)	—	—	(5.0)
Proceeds from issuance of ordinary shares	—	—	34.0	—
Cash contributions by parent	164.4	—	—	—
<b>Net cash provided by (used in) financing activities</b>	<b>484.6</b>	<b>(8.0)</b>	<b>69.0</b>	<b>(27.0)</b>
<b>Effect of exchange rate changes on cash</b>	<b>2.4</b>	<b>2.4</b>	<b>3.0</b>	<b>(2.0)</b>
<b>Increase (decrease) in cash and cash equivalents</b>	<b>73.2</b>	<b>(9.3)</b>	<b>6.0</b>	<b>(59.0)</b>
Cash and cash equivalents at beginning of period	—	44.0	38.0	97.0
<b>Cash and cash equivalents at end of period</b>	<b>\$ 73.2</b>	<b>\$ 34.7</b>	<b>\$ 44.0</b>	<b>\$ 38.0</b>
<b>Supplemental cash flow information:</b>				
Cash paid for interest	\$ (0.2)	\$ (41.2)	\$ (53.0)	\$ (54.0)
Cash (paid) received for income taxes	\$ (1.5)	\$ (2.9)	\$ 3.0	\$ (10.0)

**Supplemental non-cash financing and investing activities:**

On June 30, 2003, the Company effectively acquired the Vantico business for cash and debt for stock transaction. For further information see "Note 1—Basis of Presentation" of the accompanying notes to consolidated financial statements.

See accompanying notes to consolidated financial statements.

## HUNTSMAN ADVANCED MATERIALS LLC AND SUBSIDIARIES

### NOTES TO CONSOLIDATED FINANCIAL STATEMENTS

#### 1. Basis of Presentation

Huntsman Advanced Materials LLC (including its subsidiaries, unless the context otherwise requires, the "Company") is a leading global producer and marketer of technologically advanced specialty chemicals used in a wide variety of industrial and consumer applications. The Company provides its customers with (1) formulated polymer systems based on epoxy, polyurethane, acrylic and other materials, (2) complex chemicals and additives, and (3) basic and advanced epoxy resin compounds, all of which are used to address customer-specific application needs. The Company's products are utilized in a wide variety of applications, such as surface technologies, electrical materials, structural composites, adhesives, tooling and modeling materials and electronics materials. The Company operates 15 manufacturing facilities worldwide, including facilities in North America, South America, Europe and Asia.

The Company is a Delaware limited liability company, and substantially all of its membership interests are owned by Huntsman Advanced Materials Holdings LLC, a Delaware limited liability company ("AdMat Holdings"). The membership interests of AdMat Holdings are owned 88.1% by Huntsman Advanced Materials Investment LLC, a Delaware limited liability company ("AdMat Investment"), 2.1% by HMP Equity Holdings Corporation ("HMP") and the balance of the membership interests are held by third parties, including SISU Capital Limited ("SISU"), a private investment firm based in London, U.K. All of the common membership interests in AdMat Investment are owned by HMP and all of the preferred membership interests in AdMat Investment are owned by Huntsman Group Inc., a Delaware corporation ("HGI").

HMP is a Delaware corporation and is owned 100% by HGI, subject to warrants which, if exercised, would entitle the holders to up to 12% of the common stock of HMP. HGI is a Delaware corporation and is owned 100% by Huntsman Holdings, LLC, a Delaware limited liability company ("Huntsman Holdings"). The voting membership interests of Huntsman Holdings are owned by the Huntsman family, MatlinPatterson Global Opportunities Partners, L.P., MatlinPatterson Global Opportunities Partners, L.P. and MatlinPatterson Global Opportunities Partners B, L.P. (together, "MatlinPatterson"), Consolidated Press Holdings Limited ("Consolidated Press") and certain members of HMP's senior management. In addition, Huntsman Holdings has issued a non-voting preferred interest to Huntsman Holdings Preferred Member LLC, which, in turn, is owned by MatlinPatterson (indirectly), Consolidated Press, the Huntsman Cancer Foundation, certain members of HMP's senior management and certain members of the Huntsman family. Huntsman Holdings has also issued to certain of its members certain non-voting preferred units that track the financial performance of the Company. The Huntsman family has board and operational control of the Company.

In May 2000, a group led by Morgan Grenfell Private Equity Limited ("MGPE") acquired the former Performance Polymers business of Ciba Specialty Chemicals Holdings Inc. ("Ciba") in a leveraged buyout transaction (the "2000 LBO"). The 2000 LBO was effected through Vantico Group S.A. (collectively with its subsidiaries, unless the context otherwise requires, "Vantico" or the "Predecessor Company"). In 2001 and 2002, Vantico's business was adversely affected by a global downturn in the chemical industry, weakness in several of its key end-markets, including the aerospace, automotive and electronics markets, and a number of issues related to Vantico's separation from Ciba. In January 2003, Vantico reached agreement with its lenders under its senior secured credit facilities (the "Vantico Credit Facilities") to defer a payment due in December 2002 until its subsequent date of payment in January 2003. Additionally, the interest payment due on Vantico's 12% senior notes (the "Vantico Senior Notes") due in February 2003 was deferred.

On June 30, 2003, MatlinPatterson, SISU, HGI, Huntsman Holdings and MGPE completed a restructuring and business combination involving Vantico, whereby ownership of the equity of Vantico was transferred to the Company in exchange for substantially all of the issued and outstanding Vantico Senior Notes and approximately \$165 million of additional equity (the "AdMat Transaction"). In connection with the AdMat Transaction, the Company issued \$250 million aggregate principal amount of its 11% Senior Secured Notes due 2010 (the "fixed rate notes") and \$100 million aggregate principal amount of its Senior Secured Floating Rate Notes due 2008 at a discount of 2%, or for \$98 million (the "floating rate notes" and, collectively with the fixed rate notes, the "Senior Secured Notes"). Proceeds from the issuance of the Senior Secured Notes, along with a portion of the additional equity, were used to repay in full the Vantico Credit Facilities. Also in connection with the AdMat Transaction, the Company entered into a \$60 million senior secured revolving credit facility (the "Revolving Credit Facility"). The AdMat Transaction was completed as follows:

- MatlinPatterson and SISU, as holders of the majority of the Vantico Senior Notes, exchanged their Vantico Senior Notes for equity in AdMat Holdings;
- MatlinPatterson and SISU contributed cash of approximately \$165 million, prior to June 30, 2003 for equity of AdMat Holdings;
- MGPE exchanged its interest as lender under an existing bridge loan to Vantico for equity in AdMat Holdings;
- AdMat Holdings contributed cash, its interest in the bridge loan and the Vantico Senior Notes to the Company in exchange for equity of the Company;
- The Company acquired substantially all of the remaining Vantico Senior Notes for cash of \$22.7 million;
- The Company purchased 100% of the outstanding Vantico senior secured credit facilities (the "Vantico Credit Facilities") and other credit facilities, including a revolving facility and a restructuring facility directly from the lender for \$431.3 million, with the proceeds of the equity infusion, together with proceeds from the issuance of \$350 million of senior secured notes (for more information, see "Note 13—Long-term Debt");
- The Company exchanged substantially all the Vantico Senior Notes and its interest under the bridge loan valued at \$67.8 million for equity in Vantico, acquiring all of the outstanding equity interests in Vantico; and
- MatlinPatterson caused its interest in AdMat Holdings to be contributed to Huntsman Holdings in exchange for additional equity in Huntsman Holdings (accordingly, the Company is an indirect subsidiary of Huntsman Holdings).

In connection with the AdMat Transaction, the Company has determined the fair value of assets acquired. The allocation of the purchase price is not yet finalized. The Company expects to complete the allocation in the second quarter of 2004 after the restructuring program analysis and final tax basis

of the assets and liabilities acquired has been determined. The preliminary allocation of the purchase price is summarized as follows (dollars in millions):

Current assets	\$	415.8
Current liabilities		(239.8)
Property, plant and equipment, net		397.4
Intangible assets, net		34.9
Deferred tax		(8.6)
Other noncurrent assets		44.2
Other noncurrent liabilities		(122.1)
Net assets acquired	\$	521.8

The following table reflects the Company's results of operations on a pro forma basis as if the acquisition had been completed on January 1, 2002 utilizing Vantico's historical results (dollars in millions):

	Year Ended December 31,	
	2003	2002
Revenue	\$ 1,049.6	\$ 949.0
Net loss	56.9	142.0

The pro forma information is not necessarily indicative of the operating results that would have occurred had the AdMat Transaction been consummated on January 1, 2002, nor are they necessarily indicative of future operating results.

The Company accounted for the AdMat Transaction as a purchase business combination; accordingly, the consolidated balance sheet as of December 31, 2002 and the operating results prior to July 1, 2003 present the assets, liabilities, results of operations and cash flows of Vantico. The assets, liabilities, results of operations and cash flows of the Company as of and for the six months ended December 31, 2003 are not comparable to the historical financial statements of the Predecessor Company.

On March 19, 2004, HMP and SISU acquired all of MGPE's equity in AdMat Holdings.

#### ***Predecessor Company***

Vantico was incorporated in Luxembourg on November 29, 1999. Vantico was a holding company with no independent business operations or assets other than its holding of cash and cash equivalents and investment in and loans to group companies. On May 31, 2000, Vantico International S.A. (a company incorporated in Luxembourg and a wholly owned subsidiary of Vantico) (hereinafter, "Vantico International") acquired Ciba's Performance Polymers business as a purchase of assets and shares. Vantico and Vantico International were incorporated as special purpose holding companies for the purpose of acquiring and holding an investment in the business. Prior to the AdMat Transaction, Vantico had three reportable business segments: Polymer Specialties, Electronics and Adhesives and Tooling. Each business segment developed, manufactured and marketed different products and services,

and was managed separately as management at the time believed each required different technology and marketing strategies.

In March 2001, Vantico completed the purchase of the performance polymers business from Ciba Specialty Chemicals India Ltd ("CSCIL"). With the completion of the above transaction, Vantico acquired all assets and assumed all liabilities pertaining to the performance polymers business of CSCIL in India. At the same time, Vantico also acquired Ciba India Private Limited's ("CIPL") 76% holding in the joint venture company Petro Araldite Private Limited ("PAPL"). PAPL was a joint venture between CIPL and Tamilnadu Petroproducts Limited for the manufacture of basic liquid resins. The total consideration for this acquisition was \$4 million.

In July 2001, Vantico completed the acquisition of the Agomet® and Atlas® acrylic adhesives business of Röhm Specialty Acrylics, a unit of Degussa AG. Total consideration for the acquisition was approximately \$6 million, \$1 million of which was deferred until 2002 and which was paid in February 2002.

The above acquisitions were accounted for as purchase business combinations whereby net assets acquired were accounted for at fair value. Results of operations of the acquired business are included in the consolidated results of the Predecessor Company as of the respective acquisition dates.

## **2. Summary of Significant Accounting Policies**

### ***Principles of Consolidation***

The consolidated financial statements of the Company and Vantico include its majority owned subsidiaries. Intercompany transactions and balances have been eliminated.

### ***Use of Estimates***

The preparation of financial statements in conformity with accounting principles generally accepted in the United States of America ("U.S. GAAP") requires management to make estimates and assumptions that affect the reported amounts of assets and liabilities and disclosure of contingent assets and liabilities at the date of the financial statements and the reported amounts of revenues and expenses during the reporting period. Actual results could differ from those estimates.

Significant management estimates include, among others, allocation of the transaction consideration to the assets and liabilities of the Company and Vantico, allowance for doubtful receivables and obsolete and slow moving inventories, estimates of future cash flows associated with assets, asset impairments, useful lives for depreciation and amortization, loss contingencies, environmental remediation and compliance expenses, income taxes and valuation allowances for deferred tax assets, and the determination of the discount and other rate assumptions for pension obligations.

### ***Cash and Cash Equivalents***

Highly liquid investments with original maturities of three months or less are considered to be cash equivalents.

### ***Accounts Receivable***

Accounts receivable are recorded at their net realizable value after deducting an allowance for doubtful accounts. Such deductions reflect either specific cases or estimates based on historical evidence of collectibility.

### ***Inventories***

Inventories are stated at the lower of cost or market using the first-in, first-out (FIFO) method. Costs include all costs of production, including applicable portions of plant overhead. A valuation allowance is recognized for obsolete and slow moving inventories.

### ***Property, Plant and Equipment***

Property, plant and equipment is stated at cost. Depreciation is provided utilizing the straight-line method over the following estimated useful lives:

Buildings	20-50 years
Plant and equipment	10-20 years
Office furniture and other equipment	3-10 years

Upon disposal of assets, the costs and related accumulated depreciation are removed from the accounts and the resulting gain or loss is included in income. Normal maintenance and repairs of all other plant and equipment are charged to expense as incurred. Renewals, betterments and major repairs that materially extend the useful life of the assets are capitalized, and the assets replaced, if any, are retired.

Interest costs are capitalized as part of major construction projects based on the Company's weighted-average cost of borrowing during the period of construction. Capitalized interest is amortized over the estimated useful lives of the related assets. Interest expense capitalized as part of plant and equipment was not material for the six months ended December 31, 2003 and June 30, 2003 and the years ended December 31, 2002 and 2001.

### ***Goodwill***

On January 1, 2002, the Predecessor Company adopted Statement of Financial Accounting Standards ("SFAS") No. 142, *Goodwill and Other Intangible Assets*. SFAS No. 142 changes the accounting for goodwill and intangible assets with indefinite lives from an amortization method to an impairment-only approach. Upon adoption of SFAS No. 142, the Predecessor Company was required to reassess the useful lives of all acquired intangibles and perform an impairment test on goodwill. In the first quarter of 2002, Vantico completed the assessment of useful lives and concluded that an adjustment of \$33 million, net, previously classified as the value of the workforce and amortized over 15 years, should be reclassified to goodwill.

An initial transitional impairment test of goodwill was required to be performed as of January 1, 2002. On an annual basis, SFAS No. 142 required an evaluation of the book value of goodwill at the reporting unit level for impairment using a two step impairment test. In the first step, the book value of the reporting unit's net assets is compared to the fair value of the reporting unit. If the fair value exceeds the book value of its net assets, goodwill is not considered impaired and the second step is not

required to be performed. If, however, the fair value is less than the book value of net assets, the second step of the impairment test is required to be performed to measure the amount of the impairment loss, if any. Fair value of the reporting units was determined by using a discounted cash flow approach.

In the second step, an allocation is made of the fair value of the assets and liabilities of the reporting units to all of its tangible assets, other intangible assets (including unrecognized intangible assets but excluding goodwill) and liabilities. This fair value allocation is made as if the reporting unit had been acquired in a business combination and the fair value of the reporting unit is compared to the total fair value of the reporting unit with the excess, if any, considered to be the implied goodwill value of the reporting unit. If the book value of the reporting unit's goodwill exceeds this implied goodwill value, that excess is recorded as an impairment loss as a component of operating income in the consolidated statement of operations. If the book value of the goodwill is less than the implied goodwill value, goodwill is not considered to be impaired and no impairment loss is required to be recognized.

The Predecessor Company completed step one of a transitional goodwill impairment test, as of January 1, 2002, in the third quarter which indicated that goodwill impairment losses were likely within the former Optronics reporting unit. During the fourth quarter, the Predecessor Company completed step two of the transitional goodwill impairment test which resulted in an impairment of \$3 million, which is recognized as a cumulative effect of a change in accounting principle in the year ended December 31, 2002. The remaining goodwill balance associated with the former Optronics reporting unit was fully written off by this impairment charge.

During the fourth quarter of 2002, the Predecessor Company completed the annual impairment test of goodwill which resulted in an impairment loss of \$32 million for the former Polymers Specialties reporting unit, which has been recorded as an impairment loss within operating loss for the year ended December 31, 2002. Fair value of reporting units was determined using a discounted cash flow approach.

In connection with the AdMat Transaction, no goodwill was allocated to the Company.

#### ***Other Intangible Assets***

Intangible assets, which consist of patents, trade names and trade marks are stated at their fair market values at the time of acquisition, and are amortized using the straight-line method over their estimated useful lives, ranging from 5 to 30 years. Patents, trade names and trade marks are evaluated for impairment in connection with assessing impairment of long-lived assets, as discussed below.

#### ***Carrying Value of Long-Lived Assets***

The Company evaluates the carrying value of long-lived assets based on current and anticipated undiscounted cash flows and recognizes an impairment when such estimated cash flows will be less than the carrying value of the asset. Measurement of the amount of impairment, if any, is based upon the difference between carrying value and fair value. During the fourth quarter of 2002, the Predecessor Company completed an impairment test of long-lived assets given it had been incurring and was forecasting cash flow losses which resulted in an impairment loss of \$24 million for the former

Optronics asset grouping, which has been recorded as an impairment loss within operating loss for the year ended December 31, 2002.

### ***Financial Instruments***

The carrying amounts reported in the balance sheet for cash and cash equivalents, accounts receivable and accounts payable approximates their fair value because of the immediate or short-term maturity of these financial instruments. The fair value estimates presented herein are based on pertinent information available to management as of December 31, 2003 and 2002. Although management is not aware of any factors that would significantly affect the estimated fair value amounts, such amounts have not been comprehensively revalued for purposes of these financial statements since that date, and current estimates of fair value may differ significantly from the amounts presented herein.

The fair value of the Company's Senior fixed rate notes was approximately \$276 million at December 31, 2003. The fair value of the Company's Senior floating rate notes was approximately \$105 million at December 31, 2003. Fair market value of the Company's long-term notes has been calculated with reference to the trading price on December 31, 2003.

The carrying value of the Predecessor Company's short-term debt and credit facilities approximates fair value as it bore interest at a floating rate plus an applicable margin. The fair value of the Vantico Senior Notes was approximately \$54 million at December 31, 2002. The fair market value of debt is based on the current rates at which similar loans would be made to borrowers with similar credit ratings.

### ***Derivative Financial Instruments***

The Company is exposed to market risk in the form of foreign exchange rates, in particular to movements in either the CHF, euro or GBP Sterling against the U.S. dollar. The Company is also exposed to currency fluctuations on its net investments in subsidiaries.

Following adoption of SFAS 133 "Accounting for Derivative Instruments and Hedging Activities" on January 1, 2001, all financial instruments, which included interest rate swaps and swaptions, are recorded on the balance sheet at their fair value. The Predecessor Company designated interest rate swaps and swaptions as qualifying cash flow hedges. Changes in the effective portion of the instruments' fair value are recorded in accumulated other comprehensive income until such time as the hedged item is recognized in net income. The interest rate swaps and swaptions have matched terms, therefore no ineffective element of the hedge arises. All such interest rate swaps matured on June 30, 2002 and interest rate swaptions were not taken up. Therefore, the Predecessor Company had no participation in financial instruments as of December 31, 2002. For further information, see "Note 14—Derivative Financial Instruments."

### ***Income Taxes***

The Company uses the asset and liability method of accounting for income taxes. Deferred income taxes reflect the net tax effects of temporary differences between the carrying amounts of assets and liabilities for financial and tax reporting purposes. The Company evaluates the resulting deferred tax assets to determine whether it is more likely than not that they will be realized. Valuation allowances

have been established against the entire U.S. deferred tax asset and a material portion of certain of the non-U.S. deferred tax assets due to the uncertainty of realization.

Subsequent to the AdMat Transaction, substantially all non-U.S. operations are treated as branches of the Company for U.S. income tax purposes and are, therefore, subject to both U.S. and non-U.S. income tax. Until the Company or HGI has sufficient U.S. taxable income to utilize foreign tax credits, most income will continue to be effectively taxed in both U.S. and non-U.S. jurisdictions in which it is earned.

Prior and subsequent to the AdMat Transaction, for non-U.S. entities that are not treated as branches for U.S. tax purposes, the Company does not provide for income taxes or benefits on the undistributed earnings of these subsidiaries as earnings are reinvested and, in the opinion of management, will continue to be reinvested indefinitely. Upon distribution of these earnings, certain of the Company's subsidiaries would be subject to both income taxes and withholding taxes in the various international jurisdictions. It is not practical to estimate the amount of taxes that might be payable upon such distribution.

#### ***Environmental Expenditures***

Environmental-related restoration and remediation costs are recorded as liabilities and expensed when site restoration and environmental remediation and cleanup obligations are either known or considered probable and the related costs can be reasonably estimated. Other environmental expenditures, which are principally maintenance or preventative in nature, are recorded when incurred and are expensed or capitalized as appropriate.

#### ***Foreign Currency Translation***

Generally, the Company's and the Predecessor Company's subsidiaries outside of the United States consider the local currency to be the functional currency. Accordingly, assets and liabilities are translated to U.S. dollars at rates prevailing at the balance sheet date. Revenues, expenses, gains and losses are translated at the weighted-average rate for the period. Translation adjustments are recorded as a component of accumulated other comprehensive income.

Subsidiaries that operate in economic environments that are highly inflationary consider the U.S. dollar to be the functional currency and include gains and losses from translation to the U.S. dollar from the local currency in the statements of operations.

Transaction gains and losses are recorded in the statement of operations and were net gains (losses) of \$10.0 million, \$(23.8) million, \$(1.0) million, and \$10.0 million for the six months ended December 31, 2003 and June 30, 2003, and the years ended December 31, 2002 and 2001, respectively.

**Exchange Rates of Principal Currencies Relative to the U.S. Dollar (unaudited)**

	Predecessor Company				Predecessor Company	
	For the Six Months Ended December 31, 2003	For the Six Months Ended June 30, 2003	For the Year Ended December 31, 2002	For the Year Ended December 31, 2001	For the Year Ended December 31, 2003	For the Year Ended December 31, 2002
	Statements of operations (average rates)				Balance sheets (year-end rates)	
Swiss franc	0.7465	0.7386	0.6446	0.5927	0.8036	0.7229
British pound	1.6560	1.6090	1.5025	1.4396	1.7794	1.6095
Euro	1.1566	1.1019	0.9454	0.8952	1.2534	1.0485
100 Japanese yen	0.8841	0.8412	0.8001	0.8232	0.9342	0.8421

**Revenue Recognition**

Revenue is recognized (i) upon shipment of goods to customers, at which time legal and economic title passes, (ii) when pervasive evidence of an arrangement exists, (iii) when the sales price is fixed or determinable, and (iv) when collectability of revenue is reasonably assured. Revenue is recorded net of sales-related taxes. The Company classifies amounts billed for shipping and handling within revenues.

**Cost of Goods Sold**

The Company classifies the costs of manufacturing and distributing its products as cost of goods sold. Manufacturing costs include variable costs, primarily raw materials and energy, and fixed expenses directly associated with production. Fixed manufacturing costs include, among other things, plant site operating costs and overhead, production planning and logistics, repair and maintenance, plant site purchasing costs, and engineering and technical support costs. Included in cost of goods sold are also distribution, freight and warehousing costs.

**Research and Development**

Research and development costs are expensed as incurred.

**Reorganization Costs**

Reorganization costs consist of expenses associated with a number of cost reduction programs, including the cost of severance for headcount reductions and expenses in connection with operational restructuring and the financial restructuring leading up to the AdMat Transaction.

**Net Loss per Share and Member Equity Unit**

Net loss per share and member equity unit are not presented because it is not considered meaningful information due to the Company's ownership by a single equity holder.

### ***Concentration of Credit Risk***

Trade receivables primarily result from the core business and reflect a broad customer base. Credit limits, ongoing credit evaluation and account monitoring procedures are utilized to minimize the risk of loss.

Cash and cash equivalents are placed with high credit quality financial institutions and, by policy, the amount of credit exposure to any one financial institution is limited.

### ***Reclassifications***

Certain amounts in the consolidated financial statements for prior periods have been reclassified to conform to current period presentation.

### ***Recently Adopted Accounting Pronouncements***

As discussed above, Vantico adopted SFAS No. 142 "*Goodwill and Other Intangibles*" effective January 1, 2002.

In August 2001, the Financial Accounting Standards Board ("FASB") issued SFAS No. 143, "*Accounting for Asset Retirement Obligations*" SFAS No. 143 addresses financial accounting and reporting for obligations associated with the retirement of tangible, long-lived assets and the associated asset retirement costs. This statement requires that the fair value of a liability for an asset retirement obligation be recognized in the period in which it is incurred by capitalizing it as part of the carrying amount of the long-lived assets. As required by SFAS No. 143, the Predecessor Company adopted this new accounting standard on January 1, 2003. The adoption of this statement had no impact since the timing of any ultimate obligation is indeterminable.

On January 1, 2002, the Predecessor Company adopted SFAS No. 144, "*Accounting for the Impairment or Disposal of Long-Lived Assets*." This statement establishes a single accounting model for the impairment or disposal of long-lived assets. The adoption of SFAS No. 144 did not have a material effect on the Predecessor Company's consolidated financial statements.

In April 2002, the FASB issued SFAS No. 145, "*Rescission of SFAS No. 4, 44, 64 and Amendment of SFAS No. 13 and Technical Corrections*" In addition to amending or rescinding pronouncements to make various technical corrections, clarify meanings or describe applicability, SFAS 145 generally precludes companies from recording gains or losses from extinguishment of debt as an extraordinary item that does not meet the extraordinary criteria. The Predecessor Company was required to adopt this statement as of January 1, 2003. The adoption of SFAS No. 145 did not have a material effect on the Predecessor Company's consolidated financial statements.

In June 2002, SFAS No. 146, "*Accounting for Costs Associated with Exit or Disposal Activities*" SFAS No. 146 requires recording costs associated with an exit or disposal activities at their fair values when the liability has been incurred. Under previous guidance, certain exit costs were accrued upon management's commitment to an exit plan, which is generally before an actual liability has been incurred. The Predecessor Company adopted this pronouncement in the first quarter of 2003. The adoption of SFAS No. 146 did not have a material effect on the Predecessor Company's consolidated financial statements.

In January 2003, the FASB issued FASB Interpretation No. 45, *"Guarantor's Accounting and Disclosure Requirements for Guarantees, Including Indirect Guarantees of Indebtedness of Others."* FIN No. 45 requires recognition of a liability for the obligation undertaken upon issuing a guarantee. This liability would be recorded at the inception date of the guarantee and would be measured at fair value. The disclosure provisions of the interpretation are effective for the financial statements as of December 31, 2002. The liability recognition provision applies prospectively to any guarantees issued or modified after December 31, 2002. The adoption of FIN No. 45 did not have a material effect on the Predecessor Company's consolidated financial statements.

In May 2003, the FASB issued SFAS No. 149, *"Amendment of Statement 133 on Derivative Instruments and Hedging Activities."* SFAS No. 149 amends and clarifies accounting for derivative instruments and hedging activities under SFAS No. 133. This statement is effective for contracts entered into or modified after June 30, 2003 and for hedging relationships designated after June 30, 2003, with the guidance applied prospectively. The adoption of this statement did not have a material effect on the Company's consolidated financial statements.

In May 2003, the FASB issued SFAS No. 150, *"Accounting for Certain Financial Instruments with Characteristics of both Liabilities and Equity."* SFAS No. 150 establishes standards for classifying and measuring as liabilities certain financial instruments that embody obligations of the issuer and have characteristics of both liabilities and equity. The adoption of this statement had no effect on the Predecessor Company's consolidated financial statements.

### ***Recently Issued Accounting Pronouncements***

In January 2003, the FASB issued FASB Interpretation No. 46, *"Consolidation of Variable Interest Entities."* FIN No. 46 addresses the requirements for business enterprises to consolidate related entities, for which they do not have controlling interests through voting or other rights, if they are determined to be the primary beneficiary as a result of variable economic interests. Transfers to a qualifying special purpose entity are not subject to this interpretation. In December 2003, the FASB modified FIN No. 46 (FIN No. 46R), which clarified certain complexities and generally requires adoption no later than March 31, 2004 for all entities other than special purpose entities under previous guidance. The adoption of this statement will not have a material impact on the Company's consolidated financial statements.

### **3. Inventories**

Inventories consist of the following (dollars in millions):

		Predecessor Company
	December 31, 2003	December 31, 2002
Raw materials and supplies	\$ 26.4	\$ 31.0
Work-in-process and finished goods	129.7	144.0
<b>Total inventory</b>	<b>156.1</b>	<b>175.0</b>
Allowance for obsolete and slow moving inventories	(9.7)	(8.0)
<b>Net inventory</b>	<b>\$ 146.4</b>	<b>\$ 167.0</b>

#### 4. Accounts Receivable

Accounts receivable consist of the following (dollars in millions):

		Predecessor Company
	December 31, 2003	December 31, 2002
Trade accounts receivable	\$ 191.3	\$ 171.0
Less allowance for doubtful accounts	(6.8)	(7.0)
Trade accounts receivable, net	184.5	164.0
Receivable due from Ciba (Note 19)	—	23.0
<b>Accounts receivable, net</b>	<b>\$ 184.5</b>	<b>\$ 187.0</b>

#### 5. Property, Plant and Equipment

The cost and accumulated depreciation of property, plant and equipment are as follows (dollars in millions):

		Predecessor Company
	December 31, 2003	December 31, 2002
Land	\$ 17.9	\$ 17.0
Buildings	134.6	150.0
Plant and equipment	262.5	341.0
Construction in progress	4.9	12.0
<b>Total</b>	<b>419.9</b>	<b>520.0</b>
Less accumulated depreciation	(25.8)	(120.0)
<b>Net</b>	<b>\$ 394.1</b>	<b>\$ 400.0</b>

Total depreciation expense was \$26.2 million, and \$25.8 million for the six months ended June 30, 2003 and December 31, 2003, respectively, and \$53.0 million and \$44.0 million for the years ended December 31, 2002 and 2001, respectively.

## 6. Goodwill

The following table provides pro forma adjusted results as if the provisions of SFAS 142 regarding recognition of other intangible assets and non-amortization of goodwill had been applied in earlier periods. (dollars in millions).

	Predecessor Company		
	Six Months Ended June 30, 2003	Year Ended December 31 2002	Year Ended December 31 2001
Reported net loss	\$ 77.9	\$ 151.0	\$ 102.0
Adjustments:			
Goodwill and value of workforce amortization—net of tax	—	—	(4.0)
<b>Adjusted net loss</b>	<b>\$ 77.9</b>	<b>\$ 151.0</b>	<b>\$ 98.0</b>

The following table provides information on the Predecessor Company's goodwill (dollars in millions):

<b>Goodwill at December 31, 2001</b>	<b>\$ 20.0</b>
Reclassification of value of workforce(1)	33.0
<b>Goodwill at January 1, 2002</b>	<b>53.0</b>
Currency translation adjustments	9.0
Impairment losses(2)	(32.0)
Cumulative effect of change in accounting policy, net of tax(3)	(3.0)
<b>Goodwill at December 31, 2002</b>	<b>\$ 27.0</b>

- (1) In accordance with the provisions of SFAS 142, the Predecessor Company reclassified the value of workforce from other intangible assets to goodwill. Effective January 1, 2002, goodwill was no longer amortized.
- (2) In connection with the annual review for impairment of goodwill, a charge of \$32 million was recorded in 2002. See "Note 2—Summary of Significant Accounting Policies" for further discussion.
- (3) An impairment of \$3 million for the former Optronics reporting unit was recorded as the cumulative effect of change in accounting principle.

The following table summarizes goodwill based on the business segments reported by the Predecessor Company (dollars in millions):

	Polymer Specialties	Optronics	Adhesives & Tooling	Total
<b>Goodwill at January 1, 2002</b>	\$ 29.0	\$ 2.0	\$ 22.0	\$ 53.0
Currency translation adjustments	3.0	1.0	5.0	9.0
Impairment losses	(32.0)	(3.0)	—	(35.0)
<b>Goodwill at December 31, 2002</b>	—	—	27.0	27.0
Currency translation adjustments	—	—	0.6	0.6
<b>Goodwill at June 30, 2003</b>	\$ —	\$ —	\$ 27.6	\$ 27.6

Accumulated amortization for goodwill upon adoption of SFAS No. 142 was \$7 million, including \$4 million in respect of workforce. In connection with the AdMat Transaction, no goodwill was allocated to the Company.

## 7. Intangible Assets

The gross carrying amount and accumulated amortization of intangible assets are as follows (dollars in millions):

	December 31, 2003			Predecessor Company December 31, 2002				
	Gross carrying amount	Accumulated amortization	Net	Gross carrying amount	Impairment	Accumulated amortization	Currency translation adjustments	Net
Trade names and marks(1)	\$ 11.0	\$ (0.4)	\$ 10.6	\$ 103.0	\$ (20.0)	\$ (11.0)	\$ 20.0	\$ 92.0
Patents(1)	11.0	(0.4)	10.6	24.0	(4.0)	(4.0)	4.0	20.0
Customer relationships	14.4	(0.7)	13.7	—	—	—	—	—
<b>Total</b>	<b>\$ 36.4</b>	<b>\$ (1.5)</b>	<b>\$ 34.9</b>	<b>\$ 127.0</b>	<b>\$ (24.0)</b>	<b>\$ (15.0)</b>	<b>\$ 24.0</b>	<b>\$ 112.0</b>

- (1) A charge of \$24 million was recorded by Vantico within the former Optronics asset grouping as required by SFAS No. 144, "Accounting for the Impairment or Disposal of Long-Lived Assets." For more information, see "Note 2—Summary of Significant Accounting Policies."

Amortization expense for intangible assets was \$2.6 million and \$1.5 million for the six months ended June 30, 2003 and December 31, 2003, respectively, and \$6.0 million and \$10.0 million for the years ended December 31, 2002 and 2001, respectively. The estimated amortization expense is estimated to be \$3.0 million for each of the five succeeding fiscal years.

## 8. Other Current Assets

Other currents assets consist of the following (dollars in millions):

		Predecessor Company
	December 31, 2003	December 31, 2002
Sales tax and miscellaneous taxes	\$ —	\$ 9.0
Maintenance and supply inventories	—	3.0
Other current assets	21.4	8.0
<b>Total</b>	<b>\$ 21.4</b>	<b>\$ 20.0</b>

## 9. Other Noncurrent Assets

Other noncurrent assets consist of the following (dollars in millions):

		Predecessor Company
	December 31, 2003	December 31, 2002
Prepaid pension assets	\$ —	\$ 23.0
Debt issuance costs	13.3	44.0
Other noncurrent assets	4.4	4.0
<b>Total</b>	<b>\$ 17.7</b>	<b>\$ 71.0</b>

In connection with the issuance of certain long-term debt and other obligations, certain direct fees and expenses were incurred. These financing costs have been capitalized and are amortized as interest expense through the consolidated statements of operations over the term of the associated debt. The amortization expense related to capitalized financing costs amortization included in interest expense was \$1 million, \$1 million, \$9 million, and \$10 million for the six months ended December 31, 2003 and June 30, 2003 and the years ended December 31, 2002 and 2001, respectively. Unamortized financing costs of the Predecessor Company were eliminated in connection with the AdMat Transaction.

## 10. Accrued Liabilities

Accrued liabilities consist of the following (dollars in millions):

		Predecessor Company
	December 31, 2003	December 31, 2002
Payroll, severance and related costs	\$ 26.0	\$ 17.0
Interest	17.5	16.0
Income taxes payable	1.3	15.0
Taxes (property and VAT)	1.5	—
Restructuring and plant closing costs	51.5	—
Other miscellaneous accruals	19.1	47.0
<b>Total</b>	<b>\$ 116.9</b>	<b>\$ 95.0</b>

## 11. Other Noncurrent Liabilities

Other noncurrent liabilities consist of the following (dollars in millions):

		Predecessor Company
	December 31, 2003	December 31, 2002
Pension liabilities	\$ 102.2	\$ 56.0
Other noncurrent liabilities	26.3	23.0
<b>Total</b>	<b>\$ 128.5</b>	<b>\$ 79.0</b>

## 12. Restructuring Charges

In connection with the AdMat Transaction, the Company is implementing a substantial cost reduction program. The program will include reductions in costs of the Company's global supply chain, reductions in general and administrative costs across the business and the centralization of operations where efficiencies may be achieved. The cost reduction program is expected to be implemented from June 2003 to June 2005 and is estimated to involve \$60.8 million in total restructuring costs. As part of the program, the Company expects to incur approximately \$53.2 million to reduce headcount and to incur approximately \$7.6 million to close plants and discontinue certain service contracts worldwide. The Company reduced 188 staff in the six months ended December 31, 2003. Payments of restructuring and plant closing costs were recorded against reserves established in connection with recording the AdMat Transaction as a purchase business combination. At December 31, 2003, \$51.5 million remains in the reserve for restructuring and plant closing costs related to the cost reduction program. As of

December 31, 2003, estimated accrued restructuring and plant closing costs consist of the following (dollars in millions):

	Balance as of June 30, 2003	Non-cash Charge	Cash Payments(1)	Balance as of December 31, 2003
Property, plant and equipment	\$ 1.5	\$ —	\$ —	\$ 1.5
Workforce reductions	53.2	—	(9.3)	43.9
Other	6.1	—	—	6.1
<b>Total</b>	<b>\$ 60.8</b>	<b>\$ —</b>	<b>\$ (9.3)</b>	<b>\$ 51.5</b>

(1) Net of impact of foreign currency translation

***Predecessor Company***

During 2001, Vantico implemented an involuntary headcount reduction program primarily relating to Swiss operating locations. Provisions for restructuring during the year ended December 31, 2001 amounted to \$8 million, \$2 million of which was paid during 2001. The remaining \$6 million was paid during 2002. These provisions represented a reduction of 85 full-time equivalent staff, 65 of which left the Company during 2001, 19 left the Company during 2002 and the one remaining employee left the Company during 2003.

The costs associated with the Predecessor Company restructuring are as follows (dollars in millions):

	For the Year Ended December 31, 2002	For the Year Ended December 31, 2001
At beginning of period	\$ 6.0	\$ —
Charge for the period	—	8.0
Amounts utilized	(6.0)	(2.0)
<b>At end of period</b>	<b>\$ —</b>	<b>\$ 6.0</b>

### 13. Long-Term Debt

Debt outstanding as of December 31, 2003 and December 31, 2002 is as follows (dollars in millions):

		Predecessor Company
	December 31, 2003	December 31, 2002
Long-term debt:		
AdMat Senior Secured Notes (denominated in USD)	\$ 348.2	\$ —
Vantico Credit Facilities (denominated in EUR and USD)	—	422.0
Vantico Senior Notes (denominated in EUR)	0.1	261.0
Vantico Bridge Facility (denominated in EUR)	—	18.0
<b>Total</b>	<b>348.3</b>	<b>701.0</b>
Less current portion of long-term debt	—	(53.0)
<b>Total</b>	<b>348.3</b>	<b>648.0</b>
Short-term debt:		
Bank overdrafts	—	1.0
Current portion of long-term debt	—	53.0
Other debt	3.1	10.0
<b>Total</b>	<b>3.1</b>	<b>64.0</b>
<b>Total</b>	<b>\$ 351.4</b>	<b>\$ 712.0</b>

#### *Revolving Credit Facility*

On June 30, 2003, the Company entered into a senior secured revolving credit facility (the "Revolving Credit Facility") that provides up to \$60 million of borrowings and is secured by a first lien on substantially all of the Company's assets and those of certain of its subsidiaries. The collateral includes substantially all real property and equipment relating to the Company's manufacturing plants located at Bergkamen, Germany; Monthey, Switzerland; McIntosh, Alabama; and Duxford, U.K. The collateral also includes certain capital stock and intercompany notes of certain subsidiaries of the Company, and certain other assets, principally including inventory and accounts receivable. The Company's obligations under the Revolving Credit Facility have been initially guaranteed by all of the Company's U.S. subsidiaries and certain of its non-U.S. subsidiaries (the "Guarantors"). The Revolving Credit Facility lenders are parties to an intercreditor agreement (the "Intercreditor Agreement") with the holders of the Senior Secured Notes.

The Revolving Credit Facility matures on June 30, 2007. Interest rates, at the Company's option, are based upon either a eurocurrency rate (LIBOR) or a base rate (prime), plus an applicable spread. The applicable spreads vary based on the pricing grid. In the case of the eurocurrency based loans, spreads range from 3.0% to 4.5% per annum depending on whether specified conditions have been satisfied, and, in the case of base rate loans, from 2.0% to 3.5% per annum. As of December 31, 2003, the Company had nothing drawn on the Revolving Credit Facility, and had approximately \$16 million of letters of credit issued and outstanding thereunder.

The Revolving Credit Facility contains covenants relating to incurrence of additional debt, purchase and sale of assets, limitations on investments, affiliate transactions, change in control and maintenance of certain financial ratios. The financial covenants include a leverage ratio, fixed charge coverage ratio and a limit on capital expenditures. The Revolving Credit Facility also limits the payment of dividends and distributions generally to the amount required by the Company's members to pay income taxes. Management believes that the Company is in compliance with the covenants of the Revolving Credit Facility as of December 31, 2003.

#### *Senior Secured Notes*

In connection with the AdMat Transaction, on June 30, 2003, the Company issued \$250 million of its 11% Senior Secured Notes due 2010 (the "fixed rate notes") and \$100 million of its Senior Secured Floating Rate Notes due 2008 (the "floating rate notes" and, collectively with the fixed rate notes, the "Senior Secured Notes"). The \$250 million fixed rate notes bear a fixed rate of interest of 11%, and the floating rate notes bear interest at a rate per annum equal to LIBOR plus 8.0%, subject to a floor with respect to LIBOR of 2.0%. As of December 31, 2003, the interest rate on the floating rate notes was 10%. Interest on the floating rate notes resets semi-annually. The \$100 million of floating rate notes were issued with an original issue discount of 2.0%, or for \$98 million. The \$2 million discount will be amortized to interest expense over the term of the floating rate notes. Interest is payable on the Senior Secured Notes semiannually on January 15 and July 15. The obligations under the Senior Secured Notes are supported by guarantees of the Company's domestic and certain foreign subsidiaries as well as pledges of substantially all their assets.

The Senior Secured Notes are secured by a second lien, subject to the Intercreditor Agreement, on substantially all of the assets that secure the Revolving Credit Facility. The Senior Secured Notes effectively rank senior in right of payment to all existing and future obligations of the Company that are unsecured or secured by liens on the collateral junior to the liens securing the Senior Secured Notes. The Senior Secured Notes are initially guaranteed on a senior basis by the Guarantors.

The fixed rate notes are redeemable on or after July 15, 2007 at the option of the Company at a price declining from 105.5% to 100.0% of par value by the year 2009. The floating rate notes are redeemable on or after July 15, 2005 at the option of the Company at a price declining from 105.0% to 100.0% of par value by the year 2007. At any time prior to July 15, 2007 for the fixed rate notes and July 15, 2005 for the floating rate notes, the Company may redeem all or part of such notes at 100% of their principal amount, plus a "make whole" premium, as defined in the indenture. In addition, the Company may redeem up to 35% of the aggregate principal amount of the Senior Secured Notes at a redemption price of 111% of the principal thereof with the net cash proceeds of one or more equity offerings, subject to certain conditions and limitations.

The Senior Secured Notes contain covenants relating to the incurrence of debt, limitations on distributions, asset sales and affiliate transactions, among other things. The Senior Secured Notes also contain a change of control provision requiring the Company to offer to repurchase the Senior Secured Notes upon a change of control. Management believes that the Company was in compliance with the covenants of the Senior Secured Notes as of December 31, 2003.

Proceeds from the issuance of Senior Secured Notes, along with a portion of the additional equity, were used to repay in full the Vantico Credit Facilities.

### Other Debt

As of December 31, 2003, the Company also had \$3.1 million of other debt outstanding under credit facilities in Brazil and Turkey. These facilities are primarily revolving credit lines that primarily support the working capital needs of the business and the issuance of certain letters of credit and guarantees. A portion of the \$3.1 million is backed by letters of credit issued and outstanding under the Revolving Credit Facility.

### Maturities

The scheduled maturities of debt are as follows (dollars in millions):

	Amount
<b>Year ending December 31:</b>	
2004	\$ 3.1
2005	—
2006	—
2007	—
2008	98.2
Thereafter	250.1
<b>Total</b>	<b>\$ 351.4</b>

### Predecessor Debt

*Predecessor Company Long-Term Debt Currency Profile (dollars in millions):*

Debt instrument	Predecessor Company			
	December 31, 2002			
	Currency	Currency Value	Interest Rate	U.S.
Vantico Senior Debt—Term A	EUR	119.0	5.11%	\$ 124.0
Vantico Senior Debt—Term B	EUR	53.0	5.61	55.0
Vantico Senior Notes	EUR	250.0	12.00	261.0
Vantico Bridge Facility	EUR	17.0	20.00	18.0
Vantico Senior Debt—Term A	USD	124.0	3.54	124.0
Vantico Senior Debt—Term B	USD	6.0	4.04	6.0
Vantico Senior Debt—Term C	USD	47.0	4.54	47.0
Vantico Restructuring Facility	CHF	45.0	3.27	32.0
Vantico Revolving Credit Facility	CHF	46.0	2.77	34.0
<b>Total</b>				<b>\$ 701.0</b>

### *Vantico Credit Facilities*

Vantico International and certain of its subsidiaries entered into a bank credit agreement dated December 14, 1999, as amended and restated as of May 26, 2000, August 9, 2000, February 27, 2001 and February 22, 2002. The Vantico Credit Facilities consisted of:

- a senior collateralized term loan in the maximum principal amount of CHF 450 million which was due to mature on June 30, 2007 and was repayable in semi-annual installments (the "Term A Loan Facility");
- a senior collateralized term loan in the maximum principal amount of CHF 95 million which was due to mature on June 30, 2008 and was repayable in semi-annual installments (the "Term B Loan Facility");
- a senior collateralized term loan in the maximum principal amount of CHF 80 million which was due to mature on June 30, 2009 and was repayable in semi-annual installments (the "Term C Loan Facility");
- a senior collateralized restructuring loan in the maximum principal amount of CHF 75 million (reduced to CHF 49 million on August 24, 2001 and subsequently reduced to CHF 45 million during May 2002 that was available until December 31, 2002 and was due to mature on December 31, 2004 (the "Restructuring Facility"); and
- a multi-currency revolving loan and guarantee facility in the maximum principal amount of CHF 100 million which was due to mature on June 30, 2007 (the "Vantico Revolving Credit Facility").

The Vantico Senior Credit Facilities bore interest at a rate equal to LIBOR for the relevant interest period plus the Additional Cost Rate and a margin of:

- between 1.25% and 2.125% per annum with respect to the Term A Loan Facility and the Vantico Revolving Credit Facility;
- 2.625% per annum with respect to the Term B Loan Facility;
- 3.125% per annum with respect to the Term C Loan Facility; and
- 2.625% per annum with respect to the Restructuring Facility.

In addition to paying interest on outstanding principal under the Vantico Senior Credit Facilities, subject to certain variations with respect to fees payable in respect of the period, the Predecessor Company was also required to pay a commitment fee at a rate of 0.75% per annum on the amount available under each of the Vantico Revolving Credit Facility and the Restructuring Facility, as well as an annual agency fee. As of December 31, 2002, \$422 million was drawn down under the Vantico Senior Credit Facilities denominated in €172 million, \$177 million, and CHF 91 million, of which \$248 million was drawn under the Term A Loan Facility, \$61 million under the Term B Loan Facility, \$47 million under the Term C Loan Facility and \$32 million under the Restructuring Facility. As of December 31, 2002, \$34 million was drawn down under the Vantico Revolving Credit Facility. The remaining \$39 million of the \$72 million Vantico Revolving Credit Facility was utilized in the form of guarantees, including guarantees for short-term borrowing facilities of subsidiary companies, of which \$9 million had been drawn down and included in short-term debt.

The Vantico Credit Facilities required Vantico International and its subsidiary companies to comply with certain financial and non-financial covenants which were subject to review on a quarterly basis. The financial covenants included limitations on capital expenditure and required maintenance of certain agreed ratios of EBITDA to total debt cost, operating cash flows to total funding costs, and total net debt to EBITDA. All amounts owing under the Vantico Credit Facilities were collateralized by certain assets of Vantico International and its subsidiary companies.

Vantico secured a waiver for the requirement to deliver covenant certificates to its senior lenders in respect of third and fourth quarter 2002 covenants and first quarter 2003 covenants, subject to the satisfaction of further conditions. The waiver was extended to June 30, 2003, while Vantico continued restructuring discussions with its stakeholders.

In connection with the AdMat Transaction, all debt outstanding under the Vantico Credit Facilities was paid in full and the facilities were cancelled.

#### *Vantico Senior Notes*

On August 1, 2000, €250 million 12% Senior Notes due 2010 were issued by Vantico. The Vantico Senior Notes were non-collateralized and subordinated debt obligations and interest was payable on the notes semi-annually on February 1 and August 1, commencing February 2001.

The Vantico Senior Notes required Vantico to comply with certain financial and non-financial covenants. The covenants included, among others, limitations on the payment of dividends, incurring additional indebtedness and expanding into unrelated businesses.

In connection with the AdMat Transaction, approximately 99.6% of the Vantico Senior Notes were converted to equity. Subsequent to June 30, 2003, the remaining approximately 0.4% of the Vantico Senior Notes were reinstated, and, on September 10, 2003, pursuant to a change of control provision in the indenture, substantially all of the outstanding Vantico Senior Notes were purchased at 101% plus accrued interest and cancelled. Less than \$0.1 million of the Vantico Senior Notes remain outstanding as of December 31, 2003. In connection with the AdMat Transaction, Vantico entered into a supplemental indenture, pursuant to which most of the covenants contained in the indenture were eliminated.

#### *Vantico Bridge Facility*

On February 1, 2002, Vantico entered into a bridge facility with Morgan Grenfell Development Capital Syndications Limited ("MGDCS"), an affiliate of MGPE, the former principal shareholder of Vantico Holding S.A. (the "Bridge Facility"). On February 5, 2002, Vantico drew down €17 million (\$18 million) under the Bridge Facility and initially on-loaned such amount to its principal subsidiary, Vantico International. This intercompany loan was subsequently converted into equity in Vantico International on September 16, 2002. On March 13, 2002, the Predecessor Company's parent, Vantico Holding S.A. drew down an additional €17 million (\$18 million) under the Bridge Facility and on July 31, 2002, Vantico Holding S.A. drew down the remaining €17 million (\$18 million) available under the Bridge Facility. The total proceeds borrowed by Vantico Holding S.A. were contributed to its principal subsidiary, Vantico International initially as intercompany loans. These intercompany loans were subsequently converted to equity in Vantico on August 14, 2002, representing a consideration of CHF 51 million (\$34 million). The Bridge Facility was an unsecured loan which carried an interest rate

of 20% non-cash payment for the amount loaned to Vantico, while Vantico Holding S.A. incurred interest at 12% non-cash payment. The Bridge Facility had a maturity linked to the receipt of proceeds from a proposed refinancing. MGDSCS subsequently transferred the Bridge Facility to Deutsche European Partners IV, an affiliate.

#### *Other Long-Term Debt*

As of December 31, 2002, the Predecessor Company also had \$10 million of other debt outstanding.

#### **14. Derivative Financial Instruments**

On July 6, 2000, Vantico International entered into two interest rate swap agreements, one each in euro and U.S. dollars and three swaption agreements, in order to comply with the terms of the Vantico Credit Facilities which required at least 70% of the loan principal to be hedged for a minimum period of three years. The swaps were for a period of two years (with initial notional principal of €145 million and \$125 million) supplemented by swaptions for year three (two with notional principal of €65 million and another of \$114 million). The swaps carried fixed interest rates payable of 5.16% and 7.00% for the euro and U.S. dollar contracts, respectively, while receiving three month Euribor and U.S. dollar LIBOR. The swaptions carried fixed interest rates payable of 5.35% and 7.25% for the euro and U.S. dollar contracts, respectively, and also received three month Euribor and U.S. dollar LIBOR.

The interest rate swaps matured on June 30, 2002 and the swaptions were terminated on June 30, 2003.

The interest rate swaps and swaptions were designated as cash flow hedges and in accordance with the requirements of SFAS 133, the changes in the effective portion of the fair value of such instruments from January 1, 2001 to December 31, 2002 has been recorded through other comprehensive income. Gains and losses related to these contracts are reclassified from other comprehensive income (loss) into earnings in the periods in which the related hedged payments are made. Gains and losses on these agreements are reflected as interest expense in the statement of operations, the amounts of which are immaterial.

Subsequent to June 30, 2003, the Company has not entered into any interest rate or commodity risk hedging instruments.

## 15. Income Taxes

The following is a summary of U.S. and non-U.S. provisions for current and deferred income taxes (dollars in millions):

	Predecessor Company			
	For the Six Months Ended December 31, 2003	For the Six Months Ended June 30, 2003	For the Year Ended December 31, 2002	For the Year Ended December 31, 2001
Income tax expense (benefit):				
U.S.:				
Current	\$ —	\$ —	\$ —	\$ —
Deferred	(5.5)	—	—	—
Non-U.S.:				
Current	2.4	(1.0)	2.0	9.0
Deferred	6.4	(10.4)	5.0	(9.0)
Total	\$ 3.3	\$ (11.4)	\$ 7.0	\$ —

The following schedule reconciles the differences between income taxes at the statutory rate to the Company's provision (benefit) for income taxes (dollars in millions):

	Predecessor Company			
	For the Six Months Ended December 31, 2003	For the Six Months Ended June 30, 2003	For the Year Ended December 31, 2002	For the Year Ended December 31, 2001
Statutory rate	35.0%	30.4%	30.4%	37.5%
(Luxembourg rate through June 30, 2003; U.S. rate thereafter)				
Loss before income taxes, minority interest and cumulative effect of accounting change	\$ (10.0)	\$ (89.3)	\$ (141.0)	\$ (103.0)
Expected benefit at statutory rate	\$ (3.5)	\$ (27.0)	\$ (44.0)	\$ (39.0)
Change resulting from:				
U.S. state taxes, net of federal benefit	(0.3)	—	—	—
Write-down of investment	—	(40.9)	11.0	—
Exchange differences not impacting income statement	—	(5.0)	(11.0)	—
Non-taxable income	—	—	(1.0)	(8.0)
Non-deductible costs	(0.3)	—	8.0	15.0
Non-deductible impairment	—	—	16.0	—
Other	—	(10.1)	(6.0)	3.0
Acquisition related foregone foreign tax credits	0.8	—	—	—
Income tax rate differential	(0.5)	1.4	7.0	4.0
Increase in valuation adjustments	7.1	70.2	27.0	25.0
Total income tax expense (benefit)	\$ 3.3	\$ (11.4)	\$ 7.0	\$ —
Effective tax rate	(33.0)%	12.8%	(5.0)%	0.0%

The components of losses from continuing operations before income taxes, minority interest and cumulative effect of accounting change were as follows (dollars in millions):

	Predecessor Company			
	For the Six Months Ended December 31, 2003	For the Six Months Ended June 30, 2003	For the Year Ended December 31, 2002	For the Year Ended December 31, 2001
Loss before income taxes, minority interest and cumulative effect of accounting change:				
U.S.	\$ (9.7)	\$ (7.2)	\$ (10.1)	\$ (26.1)
Non-U.S.	(0.3)	(82.1)	(130.9)	(76.9)
Total	\$ (10.0)	\$ (89.3)	\$ (141.0)	\$ (103.0)

Subsequent to the AdMat Transaction, substantially all non-U.S. operations are treated as branches of the Company for U.S. income tax purposes and are, therefore, subject to both U.S. and non-U.S. income tax. The U.S. and non-U.S. pre-tax income and the corresponding analysis of the income tax provision by taxing jurisdiction may, therefore, not be directly related.

Components of deferred income tax assets and liabilities are as follows (dollars in millions):

		Predecessor Company
	December 31, 2003	December 31, 2002
Deferred income tax assets:		
Net operating loss carryforwards	\$ 435.3	\$ 92.0
Pensions and other employee compensation	32.3	6.0
Property, plant and equipment	43.4	6.0
Intangible Assets	45.8	—
Goodwill	—	12.0
Bond discount	—	5.0
Foreign Tax Credits	1.8	—
Accrued liabilities	11.7	1.0
Other	—	6.0
Total	570.3	128.0
Deferred income tax liabilities:		
Property, plant and equipment	(40.3)	(22.0)
Goodwill	—	(6.0)
Other	(1.7)	(10.0)
Total	(42.0)	(38.0)
Net deferred tax asset before valuation allowance	528.3	90.0
Valuation allowance	(500.4)	(86.0)
Net deferred tax asset	\$ 27.9	\$ 4.0
Current tax asset	\$ 11.7	\$ 4.0
Current tax liability	(0.6)	—
Noncurrent tax asset	16.8	16.0
Noncurrent tax liability	—	(16.0)
Total	\$ 27.9	\$ 4.0

As of December 31, 2003, the Company has U.S. federal net operating loss carryforwards ("NOLs") of approximately \$84 million. The NOLs begin to expire in 2020 and fully expire in 2023. The Company also has NOLs of approximately \$1,404 million in various non-U.S. jurisdictions. While the majority of the non-U.S. NOLs have no expiration date, \$235 million have a limited life and begin to expire in 2004. Because substantially all of the non-U.S. operations are treated as branches of the Company for U.S. income tax purposes, approximately \$10 million of NOLs are reflected in both the U.S. and non-U.S. NOLs.

The Company's Luxembourg entities have combined tax net operating loss carryforwards of \$1,071 million. As of December 31, 2003, there is a valuation allowance of \$301 million against the tax-effected NOLs of \$321 million. The Company is currently exploring initiatives that may result in the dissolution of these entities. The net operating loss carryforwards of these entities would be lost on dissolution.

The Company has a valuation allowance against its entire domestic and most of its non-U.S. net deferred tax assets. If the valuation allowance is reversed, approximately the first \$34.9 million of the benefit will be used to reduce intangible assets and the remainder will be allocated to income tax expense on the statement of operations. During the period ended December 31, 2003, the Company reversed valuation allowances of \$0.8 million, which were used to reduce intangible assets.

Following work on the tax returns of earlier periods, coupled with the approach taken in periods prior to the June 30, 2003 AdMat Transaction, extra NOLs have been recorded in respect of these prior periods, which have not impacted the income tax expense to the extent of \$258 million due to the recording of a valuation allowance.

The Company believes that, as of June 30, 2003, its U.S. operating subsidiaries have undergone an "ownership change" (for purposes of Section 382 of the Internal Revenue Code). The use of the acquired U.S. federal NOLs is limited in tax periods following the date of the "ownership change." Based upon the existence of significant "built-in" income items, the resulting effect of this "ownership change" on the Company's ability to utilize its NOLs is not anticipated to be material.

Prior and subsequent to the AdMat Transaction, for non-U.S. entities that are not treated as branches for U.S. tax purposes, the Company does not provide for income taxes or benefits on the undistributed earnings of these subsidiaries as earnings are reinvested and, in the opinion of management, will continue to be reinvested indefinitely. Upon distribution of these earnings, certain of the Company's subsidiaries would be subject to both income taxes and withholding taxes in the various international jurisdictions. It is not practical to estimate the amount of taxes that might be payable upon such distributions.

Subsequent to the AdMat Transaction, substantially all non-U.S. operations are treated as branches of the Company for U.S. income tax purposes and are, therefore, subject to both U.S. and non-U.S. income tax. Until the Company or HGI has sufficient U.S. taxable income to utilize foreign tax credits, most income will continue to be effectively taxed in both U.S. and non-U.S. jurisdictions in which it is earned.

The Company files a U.S. federal consolidated tax return with HGI. HGI and all of its U.S. subsidiaries (including the Company) are parties to various tax sharing agreements which generally provide that entities will pay their own tax (as computed on a separate-company basis) and be compensated for the use of tax attributes, including NOLs.

## 16. Other Comprehensive Income (Loss)

The components of other comprehensive income (loss) are as follows (dollars in millions):

	Predecessor Company							
	Six months ended December 31, 2003		Six months ended June 30, 2003		Year ended			
					December 31, 2002		December 31, 2001	
	Accumulated income (loss)	Income (loss)	Accumulated income (loss)	Income (loss)	Accumulated income (loss)	Income (loss)	Accumulated income (loss)	Income (loss)
Foreign currency translation adjustments	\$ 9.7	\$ 9.7	\$ (7.0)	\$ 6.0	\$ (13.0)	\$ (2.0)	\$ (11.0)	\$ (9.0)
Additional minimum pension liability	(0.3)	(0.3)	(38.0)	—	(38.0)	(35.0)	(3.0)	(3.0)
Unrealized loss on derivative instruments	—	—	—	—	—	4.0	(4.0)	(1.0)
Cumulative effect of accounting change	—	—	(3.0)	—	(3.0)	—	(3.0)	(3.0)
<b>Total</b>	<b>\$ 9.4</b>	<b>\$ 9.4</b>	<b>\$ (48.0)</b>	<b>\$ 6.0</b>	<b>\$ (54.0)</b>	<b>\$ (33.0)</b>	<b>\$ (21.0)</b>	<b>\$ (16.0)</b>

Items of other comprehensive income have been recorded net of tax, with the exception of income permanently reinvested, based upon the jurisdiction where the income or losses were realized.

## 17. Marketable Investments

Marketable investments as of December 31, 2001 comprised a 14% interest in 3D Systems Corporation ("3D Systems"), a U.S. listed company, accounted for by Vantico as a trading security and recorded at its fair market value, based on quoted market prices. The net unrealized holding gain included in the consolidated statement of operations was \$3.0 million for the year ended December 31, 2001. As discussed in "Note 19—Commitments and Contingencies," Vantico reduced its investment in 3D Systems in connection with the March 19, 2002 settlement of the research and development contract termination litigation by delivering to 3D Systems 1.55 million shares (\$22 million). Vantico sold its remaining interest in 3D Systems in two separate transactions on May 7, 2002 and May 16, 2002 for total proceeds of \$2 million which represented fair value, thus no gain on sale was recognized.

The Company held no marketable investments during 2003.

## 18. Retirement Benefits

### Defined Benefit Plans

The Company sponsors a number of defined benefit pension plans for its employees in many countries worldwide. The assets for some of these plans are kept externally, however in certain territories no independent assets exist for the pension benefit obligations. In these cases the related liability has been included in the consolidated balance sheets.

The following table sets forth the funded status of the plan and the amounts recognized in the consolidated balance sheets at December 31, 2003 and December 31, 2002 (dollars in millions):

	Predecessor Company							
	Six months ended December 31, 2003		Six months ended June 30, 2003		December 31, 2002		December 31, 2001	
	U.S. plans	Non U.S. plans	U.S. plans	Non U.S. plans	U.S. plans	Non U.S. plans	U.S. plans	Non U.S. plans
<b>Change in benefit obligation</b>								
Benefit obligation at beginning of period	\$ 38.7	\$ 246.7	\$ 38.0	\$ 221.0	\$ 32.0	\$ 179.0	\$ 27.0	\$ 170.0
Service cost	1.1	3.2	1.1	3.4	2.0	7.0	2.0	6.0
Interest cost	1.3	5.1	1.3	5.0	2.0	10.0	2.0	8.0
Participant contributions	—	1.4	—	1.4	—	1.0	—	2.0
Plan amendments	—	—	0.1	—	—	—	—	—
Exchange rate changes	—	17.7	(0.4)	12.3	—	34.0	—	(3.0)
Settlements/transfers	—	—	—	(1.4)	—	—	—	—
Actuarial (gain)/loss	5.2	(1.6)	(0.7)	7.1	2.0	(6.0)	1.0	2.0
Benefits paid	—	(7.4)	(0.7)	(2.1)	—	(4.0)	—	(6.0)
<b>Benefit obligation at end of period</b>	<b>\$ 46.3</b>	<b>\$ 265.1</b>	<b>\$ 38.7</b>	<b>\$ 246.7</b>	<b>\$ 38.0</b>	<b>\$ 221.0</b>	<b>\$ 32.0</b>	<b>\$ 179.0</b>
<b>Change in plan assets</b>								
Fair value of plan assets at beginning of period	\$ 23.3	\$ 168.2	\$ 21.0	\$ 148.0	\$ 24.0	\$ 154.0	\$ 22.0	\$ 151.0
Actual return on plan assets	3.1	4.5	2.5	9.9	(3.0)	(39.0)	(1.0)	1.0
Exchange rate changes	—	11.7	(0.3)	6.6	—	24.0	—	(3.0)
Participant contributions	—	1.4	—	1.4	—	1.0	—	2.0
Company contributions	0.9	3.4	0.8	3.7	1.0	9.0	3.0	4.0
Other	—	—	—	0.7	—	—	—	—
Benefits paid	(0.6)	(6.7)	(0.7)	(2.1)	(1.0)	(1.0)	—	(1.0)
<b>Fair value of plan assets at end of period</b>	<b>\$ 26.7</b>	<b>\$ 182.5</b>	<b>\$ 23.3</b>	<b>\$ 168.2</b>	<b>\$ 21.0</b>	<b>\$ 148.0</b>	<b>\$ 24.0</b>	<b>\$ 154.0</b>
<b>Funded status</b>								
Funded status	\$ (19.6)	\$ (82.6)	\$ (15.4)	\$ (78.5)	\$ (17.0)	\$ (73.0)	\$ (8.0)	\$ (25.0)
Unrecognized net actuarial (gain)/loss	3.1	0.2	12.6	83.2	15.0	80.0	7.0	33.0
Unrecognized prior service cost	—	—	0.4	—	—	—	—	—
<b>Accrued benefit (liability) asset</b>	<b>\$ (16.5)</b>	<b>\$ (82.4)</b>	<b>\$ (2.4)</b>	<b>\$ 4.7</b>	<b>\$ (2.0)</b>	<b>\$ 7.0</b>	<b>\$ (1.0)</b>	<b>\$ 8.0</b>
<b>Amounts recognized in balance sheet:</b>								
Accrued benefit cost recognized in accrued liabilities and other noncurrent liabilities	\$ (16.5)	\$ (82.4)	\$ (2.4)	\$ 4.7	\$ (2.0)	\$ (54.0)	\$ (1.0)	\$ (28.0)
Prepaid pension cost	—	—	—	—	—	23.0	—	34.0
Additional minimum liability	(0.3)	—	6.1	52.7	—	—	—	—
Accumulated other comprehensive income (loss)	0.3	—	(6.1)	(52.7)	—	38.0	—	2.0
<b>Accrued benefit (liability) asset</b>	<b>\$ (16.5)</b>	<b>\$ (82.4)</b>	<b>\$ (2.4)</b>	<b>\$ 4.7</b>	<b>\$ (2.0)</b>	<b>\$ 7.0</b>	<b>\$ (1.0)</b>	<b>\$ 8.0</b>

The fair value of plan assets as of December 31, 2001 included a calculation using estimated closing asset values for a Swiss pension plan. Adjustments of \$23 million and \$12 million were recognized in 2002 as a reduction of the actual return on plan assets and benefit obligations, respectively, to reflect the actual December 31, 2001 closing values. The effect on net loss was not significant.

Components of the Company's pension cost for the six months ended December 31, 2003 and June 30, 2003 and for the year ended December 31, 2002 and 2001 (dollars in millions):

	Predecessor Company							
	Six months ended December 31, 2003		Six months ended June 30, 2003		December 31, 2002		December 31, 2001	
	U.S. plans	Non U.S. plans	U.S. plans	Non U.S. plans	U.S. plans	Non U.S. plans	U.S. plans	Non U.S. plans
Service cost	\$ 1.1	\$ 3.1	\$ 1.1	\$ 3.3	\$ 2.0	\$ 7.0	\$ 2.0	\$ 6.0
Interest cost	1.3	5.1	1.3	5.0	2.0	10.0	2.0	8.0
Expected return on assets	(0.9)	(5.2)	(1.2)	(4.8)	(2.0)	(10.0)	(2.0)	(11.0)
Settlement (gain) loss	—	—	—	0.2	—	—	—	—
Amortization of actuarial (gain)/loss	—	—	0.2	2.5	—	5.0	—	1.0
Net periodic benefit cost	\$ 1.5	\$ 3.0	\$ 1.4	\$ 6.2	\$ 2.0	\$ 12.0	\$ 2.0	\$ 4.0

The weighted average key assumptions used to determine the projected benefit obligations and pension cost for the principal defined benefit plans were as follows:

	Predecessor Company							
	Six months ended December 31, 2003		Six months ended June 30, 2003		December 31, 2002		December 31, 2001	
	U.S. plans	Non U.S. plans	U.S. plans	Non U.S. plans	U.S. plans	Non U.S. plans	U.S. plans	Non U.S. plans
Weighted-average assumptions as of December 31:								
Discount rate	6.00%	4.27%	6.75%	4.20%	6.75%	4.44%	7.50%	4.98%
Expected return on plan assets	8.25%	2.10%	4.00%	2.10%	4.00%	2.35%	10.00%	5.97%
Rate of compensation increase	4.00%	2.17%	8.75%	5.13%	9.75%	5.47%	3.50%	2.46%

The projected benefit obligation, accumulated benefit obligation, and fair value of plan assets for the defined benefit plans with accumulated benefit obligations in excess of plan assets were as follows (dollars in millions):

	Predecessor Company			
	June 30, 2003		December 31, 2002	
	U.S. plans	Non U.S. plans	U.S. plans	Non U.S. plans
Projected benefit obligation	\$ 46.3	\$ 265.1	\$ 38.0	\$ 221.0
Accumulated benefit obligation	38.6	225.5	30.6	129.4
Fair value of plan assets	26.7	182.5	21.0	148.0

Expected future contributions and benefit payments are as follows for the U.S. plans (dollars in millions):

<b>2004 expected employer contributions:</b>	
To plan trusts	\$ 3.0
To plan participants	0.1
<b>Expected benefit payments:</b>	
2004	0.7
2005	0.5
2006	0.6
2007	0.6
2008	7.0
2009-2013	3.7

The asset allocation for the Company's U.S. pension plans at the end of 2003 and the target allocation for 2004, by asset category, follows. The fair value of plan assets for these plans is \$207.0 million at the end of 2003. The expected long-term rate of return on these assets was 8.25% in 2003.

Asset category	Target Allocation 2004	Allocation at December 31, 2003
Large Cap Equities	20 - 40%	28%
Small/Mid Cap Equities	15 - 25%	21%
International Equities	10 - 20%	15%
Fixed Income/Real Estate	10 - 30%	24%
Cash	0 - 10%	12%
Total		100%

The Company has recognized a minimum pension liability in respect of plans that have an accrued pension cost less than the unfunded accumulated benefit obligation. This amounted to \$0.3 million and \$35.0 million for the six months ended December 31, 2003 and the year ended December 31, 2002, which was recorded as a charge to other comprehensive loss. In 2004, the Company expects to contribute approximately \$3.0 million to the U.S. pension plans and approximately \$5.0 million to the non-U.S. plans.

## Other Postretirement Benefits

Changes in the projected benefit obligation and plan assets for the year ended December 31, 2003 and 2002 were as follows (dollars in millions):

	December 31, 2003	Predecessor Company	
		June 30, 2003	December 31, 2002
Benefit obligations, beginning of period	\$ 6.6	\$ 7.0	\$ 7.0
Acquisitions	—	—	—
Service cost	0.2	0.2	—
Interest cost	0.2	0.2	—
Actuarial loss	2.6	(0.8)	—
Benefits paid	—	—	—
Benefit obligations, end of period	\$ 9.6	\$ 6.6	\$ 7.0
Funded status	\$ (9.6)	\$ (6.6)	\$ (7.0)
Unrecognized (gain) / loss	2.1	(0.1)	1.0
Prepaid / (accrued) pension cost	\$ (7.5)	\$ (6.7)	\$ (6.0)

The weighted-average key assumptions used to determine the projected benefit obligations and expense for the principal post retirement medical plans were as follows:

	December 31 2003	Predecessor Company	
		June 30 2003	December 31 2002
Discount rate	6.0%	6.8%	6.7%
Expected capitation increase	10.0%	10.0%	9.0%

Assumed health care cost trends have an effect on the amounts reported for the health care plan. A one percentage-point increase/ (decrease) in assumed health care cost trend rates would have a \$0.2 million / (\$0.2 million) impact on total service and interest cost components for both 2003 and 2002. For the postretirement benefit obligation, a one percentage-point increase/ (decrease) in assumed health care cost trend rates would have a \$1.2 million / (\$0.9 million) impact for 2003 and a \$1.3 million / (\$1.0 million) impact for 2002.

Expected future contributions and benefit payments are as follows (dollars in millions):

<b>2004 expected employer contributions:</b>	
To plan trusts	\$ 0.2
<b>Expected benefit payments:</b>	
2004	0.2
2005	0.3
2006	0.3
2007	0.3
2008	0.4
2009-2013	3.3

#### Defined Contribution Plans

The Company also operates a number of defined contribution pension plans for its employees. Contributions made by the Company and the Predecessor to these plans were immaterial in the six months ended December 31, 2003 and the year ended December 31, 2002.

### 19. Commitments and Contingencies

#### Purchase Commitments

The Company has various purchase commitments extending through 2012 for materials, supplies and services entered into in the ordinary course of business. The purchase commitments are contracts that require minimum volume purchases. Certain contracts allow for changes in minimum required purchase volumes in the event of a temporary or permanent shut down of a facility. The contractual purchase price for substantially all of these contracts is variable based upon market prices, subject to annual negotiations.

The Company is indemnified by Ciba against certain liabilities arising on supply contracts. The indemnification covers the first CHF 50 million, and 50% of an additional CHF 50 million (thereby providing CHF 75 million of coverage against the first CHF 100 million), of costs arising from onerous supply contracts. Further information in respect of these contracts is set out below.

#### Legal Proceedings

##### *Ciba*

On December 17, 2002, a settlement agreement in respect of all onerous purchase contracts acquired in connection with the 2000 LBO was signed by Ciba and Vantico. The settlement agreement required Ciba to pay Vantico CHF 32 million (\$23 million), representing the maximum liability under the terms of the transaction agreement of CHF 75 million (\$44 million) less payments already made by Ciba to Tamilnadu Petroproducts Limited, Jana Nama, legal and arbitration fees incurred by Ciba and previous payments made to the Company. Accordingly, Vantico reduced the existing receivable as at December 31, 2002 of \$32 million due from Ciba for onerous contract indemnifications to \$23 million for the settlement and wrote-off the remaining \$9 million. Vantico received the net settlement of CHF 32 million (\$23 million) on January 7, 2003.

In connection with the December 17, 2002 settlement with Ciba, Vantico and Jana Nama signed a purchase contract amendment. Vantico adjusted its onerous contract liability to reflect the terms of the contract amendment and such adjustment resulted in a reduction of operating loss of \$18 million. This amount is disclosed as contract settlement credits and charges, net of the \$9 million write-off of receivables due from Ciba. The purchase contract amendment extends through 2012 and requires minimum volume purchases of raw materials. The contractual purchase price is variable based on the sales price of the end product and is determined quarterly.

On July 21, 2004, the Company and Ciba entered into another settlement agreement. In general, the settlement agreement provides that Ciba pay the Company \$11 million in 2004 and will provide the Company with approximately \$11 million of credits over the next five years against payments for certain services provided by Ciba at one of the Company's facilities. The Company also received additional consideration in the form of modifications to certain agreements between the Company and Ciba. In August 2004, the Company received payment of the \$11 million settlement. Through September 30, 2004, the Company has incurred approximately \$2.2 million in legal costs in connection with the arbitration proceedings against Ciba.

#### *3D Systems Corporation*

The Predecessor Company owned a 14% interest in 3D Systems. In September 2001, the Predecessor Company terminated a research and development agreement with 3D Systems for the development of photopolymer resins suitable for 3D Systems' SLA machines. As a result of the termination, 3D Systems initiated legal proceedings to recover costs incurred in connection with the research and development agreement. At December 31, 2001, Vantico accrued \$25 million for this loss contingency representing estimated settlement costs and related legal costs.

Following commencement of arbitral proceedings before The International Court of Arbitration of the International Chamber of Commerce, the parties reached a settlement on March 19, 2002. The settlement agreement required Vantico to pay 3D Systems \$22 million, which could be satisfied at the election of the Company in cash or the delivery of 1.55 million shares of 3D Systems common stock, or a combination thereof. On April 22, 2002, Vantico settled with 3D Systems under the terms of the settlement agreement by electing to deliver 1.55 million shares of 3D Systems common stock. Under the terms of the settlement agreement, Vantico additionally purchased approximately \$1 million of saleable inventory from 3D Systems. The total costs of the settlement and related legal costs were \$25 million.

Vantico sold its remaining interest in 3D Systems in two separate transactions on May 7, 2002 and May 16, 2002 for total proceeds of \$2 million, which represented fair value, thus no gain on sale was recognized.

#### *Taiyo*

After determining that certain products of Vantico's Electronics division may have infringed patents owned by Taiyo, Vantico concluded a license agreement with Taiyo whereby it obtained the right to use the Taiyo patents. Back royalties and periodic royalty payments for future use are provided for by the license agreement. The Company believes that Ciba is liable under the indemnity provisions of the agreements entered into in connection with the 2000 LBO for certain payments made under the

license agreement and related costs and expenses. The Company has initiated an arbitration demand against Ciba.

### ***General***

In the ordinary course of business, the Company is involved in various other lawsuits, claims, investigations and proceedings, including product liability, commercial, environmental, and health and safety matters. The Company does not believe that the outcome of any of these lawsuits will have a material adverse effect on the Company's financial position, results of operations or cash flows.

### ***Contingencies***

The Company operates in countries where political, economic, social, and legal developments could have had, or could have, an impact on the operational activities. The effects of such risks on the Company's results, which arise during the normal course of business, are not foreseeable and are therefore not included in the financial statements.

In the ordinary course of business, the Company is involved in lawsuits, claims, investigations and proceedings, including product liability, commercial, environmental, and health and safety matters. A supplier to the Predecessor under the supply contracts considered onerous by Vantico and disclosed more fully in the previous section "Purchase Commitments", has initiated arbitration proceedings against Ciba under the terms of the original contract between the two parties, subsequently novated to Vantico. The outcome of the arbitration proceedings cannot be predicted but any settlement arising would be classified under the Company's indemnification with Ciba and potentially give rise to increased charges in future reportable periods.

The Company is contesting a decision by Ciba, to allocate a settlement made by them, prior to Vantico's acquisition of the performance polymers subsidiary in India, solely to the indemnification available in respect to onerous supply contracts. In Vantico's opinion, only part of the settlement should be allocated against available indemnification. Allocation of the total settlement against available indemnification would give rise to increased charges in future reportable periods.

## **20. Environmental Matters**

### ***General***

The Company is subject to extensive federal, state, local and foreign laws, regulations, rules and ordinances relating to pollution, protection of the environment and the generation, storage, handling, transportation, treatment, disposal and remediation of hazardous substances and waste materials. In the ordinary course of business, the Company is subject to frequent environmental inspections and monitoring by governmental enforcement authorities. In addition, the Company's production facilities require operating permits that are subject to renewal, modification and, in certain circumstances, revocation. Actual or alleged violations of environmental laws or permit requirements could result in restrictions or prohibitions on plant operations, substantial fines and civil or criminal sanctions. Moreover, changes in environmental regulations could inhibit or interrupt our operations, or require us to change our equipment or operations, and any such changes could have a material adverse effect on our businesses. Accordingly, environmental or regulatory matters may cause the Company to incur significant unanticipated losses, costs or liabilities.

## Environmental Capital Expenditures and Accruals

Certain agreements executed in connection with the 2000 LBO generally provide for indemnification for environmental pollution existing on the date of acquisition. Liabilities are recorded when site restoration and environmental remediation and clean-up obligations are either known or considered probable and can be reasonably estimated. Liabilities are based upon all available facts, existing technology, past experience and cost-sharing and indemnification arrangements (as to which, the Company considers the viability of other parties).

Estimates of ultimate future environmental restoration and remediation costs are inherently imprecise due to currently unknown factors such as the magnitude of possible contamination, the timing and extent of such restoration and remediation, the determination of our liability in proportion to other parties, the extent to which such costs are recoverable from insurance, and the extent to which environmental laws and regulations may change in the future. However, it is not anticipated that any future costs will be material to its results of operations or financial position as a result of compliance with current environmental laws and regulations.

### *Potential Liabilities*

Given the nature of the Company's business, violations of environmental laws may result in restrictions imposed on its operating activities, substantial fines, penalties, damages or other costs, any of which could have a material adverse effect on the Company's business, financial condition, results of operations or cash flows. The Company is aware of the following matters and believes the ultimate resolution of these matters will not have a material impact on its results of operations or financial position:

Some of the Company's manufacturing sites have an extended history of industrial chemical manufacturing and use, including on-site waste disposal. The Company is aware of soil, groundwater and surface water contamination from past operations at some of its sites, and it may find contamination at other sites in the future. For example, the Company is aware that there is significant contamination, largely related to a landfill and lagoons, at its McIntosh, Alabama plant site. Further, soil and groundwater contamination have been identified at its plants in Duxford, U.K. and Monthey, Switzerland. Pursuant to certain agreements executed in connection with the 2000 LBO, the Company expects that Ciba will have primary financial responsibility for such matters, although it may be required to contribute to the costs of remediation in certain instances, and it believes that Ciba has the intention and ability to honor these agreements. Based on available information and the indemnification rights the Company believes are likely to be available, the Company believes that the costs to investigate and remediate known contamination will not have a material adverse effect on its business, financial condition, results of operations or cash flows, and therefor has made no accrual for such liabilities as of September 30, 2004. However, if such indemnities are unavailable or do not fully cover the costs of investigation and remediation or the Company is required to contribute to such costs, and if such costs are material, then such expenditures may have a material adverse effect on the Company's business, financial condition, results of operations or cash flows. At the current time, the Company is unable to estimate the full cost, exclusive of indemnification benefits, to remediate known contamination sites.

Under the European Union ("EU") Integrated Pollution Prevention and Control Directive ("IPPC"), EU member governments are to adopt rules and implement a cross-media (air, water, waste)

environmental permitting program for individual facilities. The U.K. was the first EU member government to request IPPC permit applications from the Company's affiliates. In the U.K., affiliates have submitted several applications and, very recently, negotiated and received their first IPPC permits. The Company's affiliates also have other IPPC permits under review by the U.K. Environment Agency. The Company is not yet in a position to know with certainty what the U.K. IPPC permits applicable to us will require, and it is possible that the costs of compliance could be material; however, management believes, based upon its experience to date, that the costs of compliance with IPPC permitting in the U.K. will not be material to the Company's financial condition, results of operations or cash flows. Additionally, the IPPC directive has recently been implemented in France, and like the operations in the U.K., the Company does not anticipate having to make material capital expenditures to comply.

With respect to the Company's facilities in other EU jurisdictions, IPPC implementing legislation is not yet in effect, or the Company has not yet been required to seek IPPC permits. Accordingly, while the Company expects to incur additional future costs for capital improvements and general compliance under IPPC requirements in these jurisdictions, at the present time it is unable to determine whether or not these costs will be material. Accordingly, the Company cannot provide assurance that material capital expenditures and compliance costs will not be required in connection with IPPC requirements.

## **21. Related Party Transactions**

The Company shares numerous services and resources with Huntsman LLC. The Company also relies on Huntsman LLC to supply some of its raw materials. During the six months ended December 31, 2003, the Company purchased \$3.0 million of raw materials from Huntsman LLC and was allocated operating expenses of \$3.2 million from Huntsman LLC. At December 31, 2003, the Company had a current payable to Huntsman LLC of \$1.9 million. In 2004, the Company expects to pay approximately \$10 million to Huntsman LLC for management services.

### **Predecessor Company**

On February 7, 2003, Vantico received \$250,000 in the form of a loan for the purpose of paying legal fees related to refinancing. The loan was due to be repaid by July 31, 2003 and bore interest at 20% per annum. The loan was received from MatlinPatterson, majority owners of the Vantico Senior Notes and was exchanged for equity in the Company's parent on June 30, 2003.

Vantico received three additional loans from MatlinPatterson of \$150,000, \$100,000 and \$164,354 on February 26, 2003, March 21, 2003, and April 15, 2003, respectively, all of which were exchanged for equity in AdMat Holdings.

On April 22, 2003 and April 23, 2003, Vantico received bridge loans of CHF 720,000 (\$525,164) and CHF 7,280,000 (\$5,296,086), respectively. The loans were received from various funds managed by SISU and MatlinPatterson, respectively. These bridge loans bore interest at a rate equal to the "Term C Loan Facility" under the Vantico Senior Credit Facilities and were exchanged for equity in AdMat Holdings.

On May 20, 2003 and May 23, 2003, Vantico received additional bridge loans of CHF 6,370,000 (\$4,935,689) and CHF 630,000 (\$488,979), respectively. These bridge loans were received from MatlinPatterson and SISU, respectively, and bore interest at a rate equal to the "Term C Loan Facility" under the Vantico Senior Credit Facilities. These loans were exchanged for equity in AdMat Holdings.

In 2002 and 2001 Vantico had accrued expenses due to MGPE of approximately \$3 million and \$3 million, respectively, in respect of professional charges incurred on behalf of the Company.

On February 1, 2002, Vantico and its parent, Vantico Holding S.A., reached agreement with MGPE on additional equity funding from a rights offering. In advance of any such offering, Vantico secured a bridge facility of CHF 75 million, of which CHF 50 million had been drawn down. The indebtedness under the Bridge Facility was exchanged for equity in AdMat Holdings.

#### Transactions with Equity Affiliates

The Company and Vantico purchased approximately \$4 million, \$5 million, \$5 million and \$5 million of inventory from Tamilnadu Petroproducts Limited (the 24% owner of the Company's 76% owned Indian subsidiary) during the six months ended December 31, 2003 and June 30, 2003, and the year ended December 31, 2002 and 2001, respectively.

As of December 31, 2003 and 2002, the Company had payables to Tamilnadu Petroproducts Limited of approximately \$1 million and \$1 million, respectively.

#### 22. Lease Commitments

The Company leases certain facilities and equipment under operating leases. Rental expense of the Company amounted to \$3.7 million and \$3.7 million for the six months ended June 30, 2003 and December 31, 2003, and \$10 million and \$12 million for the years ended December 31, 2002 and 2001, respectively. Future minimum lease payments under operating leases as of December 31, 2003 are as follows (dollars in millions):

Year ending December 31:	
2004	\$ 3.4
2005	2.5
2006	1.9
2007	1.8
2008	1.7
Thereafter	1.0
	<hr/>
<b>Total</b>	<b>\$ 12.3</b>
	<hr/>

#### 23. Predecessor Company Share Capital

Vantico Group S.A. was incorporated with an issued share capital of €31,000 divided into 310 ordinary shares of €100 each, fully subscribed. On May 23, 2000, the share capital was redenominated in CHF and the subscribed and issued share capital was increased to CHF 2.50 each. On May 30, 2000, the subscribed and issued share capital was further increased to CHF 618.0 million (\$366 million) divided into 247,200,000 ordinary shares of CHF 2.50 each.

On August 14, 2002, the existing shares were converted into shares without nominal value, the subscribed and issued share capital was further increased to CHF 669.2 million (\$400 million) by the creation and issuance of 20,541,400 new ordinary shares without nominal value. These shares were fully

paid by a contribution in-kind consisting of 2,000 shares of Vantico Ltd., a company incorporated in Gibraltar.

On December 31, 2002, the subscribed and issued share capital amounts to \$400 million divided into 267,741,400 ordinary shares without nominal value.

On June 30, 2003, in connection with the AdMat Transaction, the equity of Vantico was transferred to the Company in exchange for substantially all of the issued and outstanding Vantico Senior Notes and approximately \$165 million of additional equity.

## 24. Business Segment and Geographic Data

Vantico had three reportable business segments: Polymer Specialties, Optronics, and Adhesives and Tooling. Each business segment developed, manufactured and marketed different products and services, and was managed separately as each required different technology and marketing strategies.

The Polymer Specialties business segment produced epoxy resins and selected hardeners. The resins are supplied primarily to the paint and construction chemicals industries, the marine and maintenance industries, and the composites business serves the aerospace, automotive and sports equipment markets. The Optronics business segment produced epoxy insulation systems used for low and high voltage components and in the manufacture of electronic components. The products are used by the electrical industry, electrical and electronic component manufacturers and printed circuit board manufacturers. The Adhesives and Tooling business segment produced adhesives and tooling products for the automotive and aerospace industries, as well as other industries. Vantico evaluated the performance of its reportable business segments based on operating income before all corporate related items, fair value adjustments arising from the application of the May 31, 2000 purchase price allocation, contract settlement credits and charges, litigation charges and certain other net expenses not allocated to reportable business segments.

In connection with the AdMat Transaction, the Company reorganized its operations and has one reportable business segment.

### *Business Segment Data (dollars in millions):*

	Predecessor Company		
	For the Six Months Ended June 30, 2003	For the Year Ended December 31, 2002	For the Year Ended December 31, 2001
<b>Net sales</b>			
Polymer Specialties	\$ 397.8	\$ 709.0	\$ 722.0
Optronics	24.2	51.0	53.0
Adhesives and Tooling	109.8	189.0	174.0
<b>Total</b>	<b>\$ 531.8</b>	<b>\$ 949.0</b>	<b>\$ 949.0</b>

	Predecessor Company		
	For the Six Months Ended June 30, 2003	For the Year Ended December 31, 2002	For the Year Ended December 31, 2001
<b>Operating loss</b>			
Polymer Specialties	\$ 31.5	\$ 44.0	\$ 80.0
Optronics	(1.0)	(28.0)	(4.0)
Adhesives and Tooling	13.0	26.0	32.0
Unallocated charges and fair value adjustments(1)	(91.0)	(124.0)	(109.0)
Restructuring charges(1)	—	—	(8.0)
Contract settlement credits and charges, net(1)	(5.5)	9.0	—
Litigation charges(1)	—	—	(25.0)
<b>Total</b>	<b>\$ (53.0)</b>	<b>\$ (73.0)</b>	<b>\$ (34.0)</b>
<b>Depreciation and amortization</b>			
Polymer Specialties	\$ 16.8	\$ 33.0	\$ 26.0
Optronics	0.3	1.0	1.0
Adhesives and Tooling	2.8	5.0	5.0
Unallocated charges and fair value adjustments(1)	8.9	20.0	22.0
<b>Total</b>	<b>\$ 28.8</b>	<b>\$ 59.0</b>	<b>\$ 54.0</b>
<b>Capital expenditures</b>			
Polymer Specialties	\$ 5.1	\$ 19.0	\$ 44.0
Optronics	0.1	1.0	3.0
Adhesives and Tooling	0.8	4.0	3.0
<b>Total(2)</b>	<b>\$ 6.0</b>	<b>\$ 24.0</b>	<b>\$ 50.0</b>
	Predecessor Company		
	June 30, 2003	December 31, 2002	December 31, 2001
<b>Total assets</b>			
Operating assets of business segments:			
Polymer Specialties	\$ 665.6	\$ 677.0	\$ 713.0
Optronics	24.9	40.0	47.0
Adhesives and Tooling	238.9	184.0	167.0
Shared assets not allocated to business segments	104.7	149.0	181.0
<b>Total</b>	<b>\$ 1,034.1</b>	<b>\$ 1,050.0</b>	<b>\$ 1,108.0</b>

(1) Charges not allocated to business segments include restructuring charges, litigation charges, contract settlements, impairment charges and comprise all corporate related items, certain other net expenses not allocated to reportable business segments, and fair value adjustments arising from the application of the May 31, 2000 purchase price allocation.

(2) Capital expenditures for the year ended December 31, 2002 principally represent expenditures incurred on the development of independent information systems at the Predecessor Company's

Polymer Specialties business in Switzerland and maintenance of production sites to implement our business strategy regarding operations and health and safety.

	Predecessor Company		
	For the Six Months Ended June 30, 2003	For the Year Ended December 31, 2002	For the Year Ended December 31, 2001
Corporate and other related items	\$ 63.5	\$ 82.0	\$ 48.0
Corporate reorganization costs	27.5	22.0	39.0
Depreciation of fair value adjustment to property, plant and equipment	—	14.0	12.0
Amortization of goodwill and other intangible assets	—	6.0	10.0
Unallocated charges and fair value adjustments	91.0	124.0	109.0
Restructuring charges	—	—	8.0
Litigation charges	—	—	25.0
Contract settlement credits and charges, net	5.5	(9.0)	—
<b>Total charges not allocated to business segments</b>	<b>\$ 96.5</b>	<b>\$ 115.0</b>	<b>\$ 142.0</b>

*Geographic Data*

	Predecessor Company			
	For the Six Months Ended December 31, 2003	For the Six Months Ended June 30, 2003	For the Year Ended December 31, 2002	For the Year Ended December 31, 2001
<b>Net sales to customers</b>				
<b>Europe</b>				
Germany	\$ 68.7	\$ 68.7	\$ 115.0	\$ 140.0
United Kingdom	32.7	32.7	57.0	64.0
France	26.7	30.0	51.0	45.0
Italy	22.9	25.4	39.0	32.0
Rest of European Union	81.8	88.9	147.0	117.0
Switzerland	19.3	22.5	37.0	31.0
Rest of Europe	12.1	16.6	27.0	26.0
<b>Total</b>	264.2	284.8	473.0	455.0
<b>Western Hemisphere</b>				
North America	99.6	104.7	211.0	247.0
South America	18.1	17.1	38.0	44.0
Central America	3.1	2.5	5.0	8.0
<b>Total</b>	120.8	124.3	254.0	299.0
<b>Eastern Hemisphere</b>				
Japan	16.2	16.3	32.0	31.0
China	41.4	49.7	94.0	78.0
Rest of Asia	47.8	40.8	66.0	59.0
Australia and New Zealand	7.7	6.2	11.0	10.0
Africa and Middle East	19.7	9.7	19.0	17.0
<b>Total</b>	132.8	122.7	222.0	195.0
<b>Total net sales to customers</b>	\$ 517.8	\$ 531.8	\$ 949.0	\$ 949.0

Revenues from customers are based on the final destination of the sale.

		Predecessor Company
	December 31, 2003	December 31, 2002
<b>Long-lived assets</b>		
<b>Europe</b>		
Germany	\$ 23.9	\$ 16.0
United Kingdom	25.0	42.0
France	2.3	2.0
Rest of European Union	15.5	19.0
Switzerland	173.2	174.0
<b>Total</b>	<b>239.9</b>	<b>253.0</b>
<b>Western Hemisphere</b>		
North America	108.6	111.0
South America	7.7	6.0
<b>Total</b>	<b>116.3</b>	<b>117.0</b>
<b>Eastern Hemisphere</b>		
Japan	1.9	2.0
China	17.5	21.0
Rest of Asia	3.2	5.0
Australia and New Zealand	1.6	1.0
Africa and Middle East	13.7	1.0
<b>Total</b>	<b>37.9</b>	<b>30.0</b>
<b>Total long-lived assets</b>	<b>\$ 394.1</b>	<b>\$ 400.0</b>

Long-lived assets represent property, plant and equipment, net, and are shown by the location of the assets. Goodwill, other intangible assets and corporate assets are not fully allocated to operating subsidiaries, and therefore, such assets are not represented in the above table of long-lived assets by geographical location.

## 25. Restatements

In the course of preparing a registration statement in October 2004 for the proposed initial public offering of the common stock of the Company's ultimate parent, the Company determined to reclassify certain amounts in its consolidated statements of equity and cash flows for the six months ended December 31, 2003, to accurately reflect (i) the effects of foreign currency exchange gains and losses and (ii) the initial restructuring of Vantico. Conforming changes were also made in Note 1 to the consolidated financial statements. As a result, the Company restated its consolidated statements of equity and cash flows for the six months ended December 31, 2003. There was no change to the line

"Cash or Cash Equivalents" due to this restatement. A summary of the significant effects of this restatement on our consolidated financial statements is provided below (dollars in millions):

**Consolidated Statements of Equity**

Affected Item	As previously reported	As restated
Cash contribution from parent	\$ 138.1	\$ 164.4
Capital contribution from parent related to exchange of debt for parent company equity (renamed "Contribution of Vantico debt, at fair value")	94.9	67.8
Expense associated with raising equity capital	(10.9)	(10.1)

**Consolidated Statements of Cash Flow**

Affected Item	Six months ended December 31, 2003	
	As previously reported	As restated
Net cash provided by operating activities	\$ 13.0	\$ 12.2
Net cash used in investing activities	(396.4)	(426.0)
Net cash provided by financing activities	468.4	484.6
Effect of exchange rate changes on cash	(11.8)	2.4

**26. Selected Quarterly Financial Data (Unaudited) (Dollars in millions)**

	Predecessor Company			AdMat		
	First Quarter	Second Quarter	Total	Third Quarter	Fourth Quarter	Total
2003						
Revenues	\$ 268.0	\$ 263.8	\$ 531.8	\$ 258.7	\$ 259.1	\$ 517.8
Gross Profit	66.0	53.1	119.1	56.7	50.3	107.0
Operating income (loss)	(11.0)	(42.0)	(53.0)	5.9	5.4	11.3
Net loss	(30.0)	(47.9)	(77.9)	(4.2)	(9.1)	(13.3)
	Predecessor Company					
	First Quarter	Second Quarter	Third Quarter	Fourth Quarter	Total	
2002						
Revenues	\$ 229.0	\$ 245.0	\$ 241.0	\$ 234.0	\$ 949.0	
Gross Profit	59.0	67.0	65.0	51.0	242.0	
Operating income (loss)	4.0	2.0	(5.0)	(74.0)	(73.0)	
Net loss	(16.0)	(21.0)	(22.0)	(92.0)	(151.0)	

## 27. Condensed Consolidating Financial Statements

The following condensed consolidating financial statements present, in separate columns, financial information for the following: the Company (on a parent only basis), with its investment in subsidiaries recorded under the equity method; the Guarantors on a combined, and where appropriate, consolidated basis, with the Company's investment in the non-guarantors recorded under the equity method; and the non-guarantors on a combined, and where appropriate, consolidated basis. Additional columns present eliminating adjustments and consolidated totals as of December 31, 2003, 2002 and 2001. There are no contractual restrictions limiting transfers of cash from guarantor subsidiaries to the Company. Each of the Guarantors is 100% owned by the Company and has fully and unconditionally guaranteed the Senior Secured Notes on a joint and several basis. The Company has not presented separate financial statements and other disclosures for each of the Guarantors because management believes that such information is not material to investors.

**Huntsman Advanced Materials LLC and Subsidiaries**  
**Condensed Consolidating Balance Sheets**  
**December 31, 2003**  
**(Dollars In Millions)**

	Parent Only	Guarantors	Non-Guarantors	Eliminations	Consolidated AdMat
<b>ASSETS</b>					
<b>Current Assets:</b>					
Cash and cash equivalents	\$ 9.8	\$ 45.8	\$ 17.6	\$ —	\$ 73.2
Accounts receivable, net	44.9	213.2	128.9	(202.5)	184.5
Inventories	—	106.3	45.8	(5.7)	146.4
Deferred income taxes	—	10.8	3.6	(2.7)	11.7
Other current assets	1.9	14.8	4.7	—	21.4
<b>Total current assets</b>	<b>56.6</b>	<b>390.9</b>	<b>200.6</b>	<b>(210.9)</b>	<b>437.2</b>
Property, plant and equipment, net	—	343.6	50.5	—	394.1
Investment in unconsolidated affiliates	256.7	13.0	—	(269.7)	—
Other intangible assets, net	—	35.6	(0.7)	—	34.9
Deferred income taxes	2.7	15.7	—	(1.6)	16.8
Loans to affiliates	373.7	120.8	—	(494.5)	—
Other noncurrent assets	13.2	0.4	4.1	—	17.7
<b>Total assets</b>	<b>\$ 702.9</b>	<b>\$ 920.0</b>	<b>\$ 252.5</b>	<b>\$ (976.7)</b>	<b>\$ 900.7</b>
<b>LIABILITIES AND EQUITY</b>					
<b>Current liabilities:</b>					
Accounts payable	\$ 18.6	\$ 118.0	\$ 151.0	\$ (202.5)	\$ 85.1
Accrued liabilities	23.9	59.3	33.7	—	116.9
Deferred income taxes	2.7	0.2	0.4	(2.7)	0.6
Short-term debt	—	—	3.1	—	3.1
<b>Total current liabilities</b>	<b>45.2</b>	<b>177.5</b>	<b>188.2</b>	<b>(205.2)</b>	<b>205.7</b>
Long-term debt	348.2	0.1	—	—	348.3
Loans from affiliates	91.3	367.8	35.4	(494.5)	—
Deferred income taxes	—	—	1.6	(1.6)	—
Other noncurrent liabilities	—	117.0	11.5	—	128.5
<b>Total liabilities</b>	<b>482.0</b>	<b>662.4</b>	<b>236.7</b>	<b>(701.3)</b>	<b>682.5</b>
<b>Equity:</b>					
Member's equity	222.1	258.4	23.4	(281.8)	222.1
Retained earnings	(13.3)	(15.3)	(4.4)	19.7	(13.3)
Accumulated other comprehensive loss	9.4	14.5	(1.2)	(13.3)	9.4
<b>Total equity</b>	<b>218.2</b>	<b>257.6</b>	<b>17.8</b>	<b>(275.4)</b>	<b>218.2</b>
<b>Total liabilities and equity</b>	<b>\$ 702.9</b>	<b>\$ 920.0</b>	<b>\$ 252.5</b>	<b>\$ (976.7)</b>	<b>\$ 900.7</b>

**Huntsman Advanced Materials LLC and Subsidiaries (Predecessor Company)**  
**Condensed Consolidating Balance Sheets**  
**December 31, 2002**  
**(Dollars In Millions)**

	Parent Only	Guarantors	Non-Guarantors	Eliminations	Consolidated AdMat
	<u>          </u>	<u>          </u>	<u>          </u>	<u>          </u>	<u>          </u>
<b>ASSETS</b>					
<b>Current Assets:</b>					
Cash and cash equivalents	\$ —	\$ 33.0	\$ 11.0	\$ —	\$ 44.0
Accounts receivables, net	—	172.4	152.4	(137.8)	187.0
Inventories	—	128.4	38.6	—	167.0
Prepaid expenses	—	2.0	—	—	2.0
Deferred income taxes	—	4.0	—	—	4.0
Other current assets	—	10.3	9.7	—	20.0
	<u>          </u>	<u>          </u>	<u>          </u>	<u>          </u>	<u>          </u>
<b>Total current assets</b>	—	350.1	211.7	(137.8)	424.0
Property, plant and equipment, net	—	362.2	37.8	—	400.0
Investment in unconsolidated affiliates	—	95.5	—	(95.5)	—
Goodwill	—	24.5	2.5	—	27.0
Other intangible assets, net	—	101.7	10.3	—	112.0
Deferred income taxes	—	14.1	1.9	—	16.0
Loans to affiliates	—	28.7	—	(28.7)	—
Other noncurrent assets	—	62.9	8.1	—	71.0
	<u>          </u>	<u>          </u>	<u>          </u>	<u>          </u>	<u>          </u>
<b>Total assets</b>	\$ —	\$ 1,039.7	\$ 272.3	\$ (262.0)	\$ 1,050.0
	<u>          </u>	<u>          </u>	<u>          </u>	<u>          </u>	<u>          </u>
<b>LIABILITIES AND EQUITY</b>					
<b>Current liabilities:</b>					
Accounts payable	\$ —	\$ 130.4	\$ 103.4	\$ (137.8)	\$ 96.0
Accrued liabilities	—	76.1	18.9	—	95.0
Short-term debt	—	56.3	7.7	—	64.0
	<u>          </u>	<u>          </u>	<u>          </u>	<u>          </u>	<u>          </u>
<b>Total current liabilities</b>	—	262.8	130.0	(137.8)	255.0
Long-term debt	—	642.2	5.8	—	648.0
Loans from affiliates	—	—	28.7	(28.7)	—
Deferred income taxes	—	11.1	4.9	—	16.0
Other noncurrent liabilities	—	71.6	7.4	—	79.0
	<u>          </u>	<u>          </u>	<u>          </u>	<u>          </u>	<u>          </u>
<b>Total liabilities</b>	—	987.7	176.8	(166.5)	998.0
	<u>          </u>	<u>          </u>	<u>          </u>	<u>          </u>	<u>          </u>
<b>Equity:</b>					
Share capital	—	400.0	150.1	(150.1)	400.0
Accumulated deficit	—	(294.0)	(36.7)	36.7	(294.0)
Accumulated other comprehensive loss	—	(54.0)	(17.9)	17.9	(54.0)
	<u>          </u>	<u>          </u>	<u>          </u>	<u>          </u>	<u>          </u>
<b>Total equity</b>	—	52.0	95.5	(95.5)	52.0
	<u>          </u>	<u>          </u>	<u>          </u>	<u>          </u>	<u>          </u>
<b>Total liabilities and equity</b>	\$ —	\$ 1,039.7	\$ 272.3	\$ (262.0)	\$ 1,050.0
	<u>          </u>	<u>          </u>	<u>          </u>	<u>          </u>	<u>          </u>

**Huntsman Advanced Materials LLC and Subsidiaries**  
**Consolidating Statements of Operations and Comprehensive Income**  
**Six Months Ended December 31, 2003**  
**(Dollars In Millions)**

	Parent Only	Guarantors	Non-Guarantors	Eliminations	Consolidated AdMat
<b>Revenues:</b>					
Trade sales and services	\$ —	\$ 273.4	\$ 244.4	\$ —	\$ 517.8
Related party sales	—	124.2	5.0	(129.2)	—
<b>Total revenue</b>	—	397.6	249.4	(129.2)	517.8
<b>Cost of goods sold</b>	2.0	321.7	217.1	(130.0)	410.8
<b>Gross profit</b>	(2.0)	75.9	32.3	0.8	107.0
<b>Expenses:</b>					
Selling, general and administrative	6.3	58.9	29.7	—	94.9
Research and development	—	9.8	1.0	—	10.8
Other operating (income) expense	(8.9)	(2.6)	1.5	—	(10.0)
<b>Total expenses</b>	(2.6)	66.1	32.2	—	95.7
<b>Operating income</b>	0.6	9.8	0.1	0.8	11.3
Interest (expense) income, net	(20.7)	(0.1)	(0.5)	—	(21.3)
Equity in (losses) earnings of unconsolidated affiliates	(15.8)	(2.1)	—	17.9	—
Other income (expense)	17.1	(15.9)	(1.2)	—	—
<b>(Loss) income before income taxes and minority interest</b>	(18.8)	(8.3)	(1.6)	18.7	(10.0)
Income tax benefit (expense)	5.5	(7.0)	(1.8)	—	(3.3)
<b>Net (loss) income</b>	(13.3)	(15.3)	(3.4)	18.7	(13.3)
Other comprehensive income (loss)	9.4	14.5	(1.2)	(13.3)	9.4
<b>Comprehensive (loss) income</b>	\$ (3.9)	\$ (0.8)	\$ (4.6)	\$ 5.4	\$ (3.9)

**Huntsman Advanced Materials LLC and Subsidiaries (Predecessor Company)**  
**Consolidating Statements of Operations and Comprehensive Income**  
**Six Months Ended June 30, 2003**  
**(Dollars In Millions)**

	Parent Only	Guarantors	Non-Guarantors	Eliminations	Consolidated AdMat
<b>Revenues:</b>					
Trade sales and services	\$ —	\$ 287.6	\$ 244.2	\$ —	\$ 531.8
Related party sales	—	127.6	4.0	(131.6)	—
<b>Total revenue</b>	—	415.2	248.2	(131.6)	531.8
<b>Cost of goods sold</b>	—	328.1	216.2	(131.6)	412.7
<b>Gross profit</b>	—	87.1	32.0	—	119.1
<b>Expenses:</b>					
Selling, general and administrative	—	79.3	23.8	—	103.1
Research and development	—	11.2	1.0	—	12.2
Legal and contract settlement (credits) and charges, net	—	5.5	—	—	5.5
Reorganization costs	—	25.9	1.6	—	27.5
Other operating expense	—	22.1	1.7	—	23.8
<b>Total expenses</b>	—	144.0	28.1	—	172.1
<b>Operating income (loss)</b>	—	(56.9)	3.9	—	(53.0)
Interest (expense) income, net	—	(33.3)	(3.0)	—	(36.3)
Equity in earnings (losses) of unconsolidated affiliates	—	7.3	—	(7.3)	—
Other income (expense)	—	0.3	(0.3)	—	—
<b>Income (loss) before income taxes and minority interest</b>	—	(82.6)	0.6	(7.3)	(89.3)
Income tax benefit	—	4.5	6.9	—	11.4
Minority interests	—	0.2	(0.2)	—	—
<b>Net (loss) income</b>	—	(77.9)	7.3	(7.3)	(77.9)
Other comprehensive income (loss)	—	6.0	15.8	(15.8)	6.0
<b>Comprehensive (loss) income</b>	\$ —	\$ (71.9)	\$ 23.1	\$ (23.1)	\$ (71.9)

**Huntsman Advanced Materials LLC and Subsidiaries (Predecessor Company)**  
**Consolidating Statements of Operations and Comprehensive Income**  
**Year Ended December 31, 2002**  
**(Dollars In Millions)**

	Parent Only	Guarantors	Non-Guarantors	Eliminations	Consolidated AdMat
<b>Revenues:</b>					
Trade sales and services	\$ —	\$ 519.2	\$ 429.8	\$ —	\$ 949.0
Related party sales	—	214.7	9.4	(224.1)	—
<b>Total revenue</b>	—	733.9	439.2	(224.1)	949.0
<b>Cost of goods sold</b>	—	558.5	372.6	(224.1)	707.0
<b>Gross profit</b>	—	175.4	66.6	—	242.0
<b>Expenses:</b>					
Selling, general and administrative	—	167.4	51.6	—	219.0
Research and development	—	22.7	3.3	—	26.0
Impairment of long lived assets	—	56.0	—	—	56.0
Reorganization costs	—	18.6	3.4	—	22.0
Legal and contract settlement (credits) and charges, net	—	(9.0)	—	—	(9.0)
Other operating (income) expense	—	(3.7)	4.7	—	1.0
<b>Total expenses</b>	—	252.0	63.0	—	315.0
Operating (loss) income	—	(76.6)	3.6	—	(73.0)
Interest (expense) income, net	—	(65.6)	(2.4)	—	(68.0)
Equity in (losses) earnings of unconsolidated affiliates	—	(14.4)	—	14.4	—
Other income (expense)	—	13.4	(13.4)	—	—
<b>(Loss) income before income taxes, minority interest and cumulative effect of accounting change</b>	—	(143.2)	(12.2)	14.4	(141.0)
Income tax expense	—	(5.0)	(2.0)	—	(7.0)
Minority interests	—	0.2	(0.2)	—	—
<b>Net (loss) income before cumulative effect of accounting change</b>	—	(148.0)	(14.4)	14.4	(148.0)
Cumulative effect of accounting change	—	(3.0)	—	—	(3.0)
<b>Net (loss) income</b>	—	(151.0)	(14.4)	14.4	(151.0)
Other comprehensive (loss) income	—	(33.0)	(0.6)	0.6	(33.0)
<b>Comprehensive (loss) income</b>	\$ —	\$ (184.0)	\$ (15.0)	\$ 15.0	\$ (184.0)

**Huntsman Advanced Materials LLC and Subsidiaries (Predecessor Company)**  
**Consolidating Statements of Operations and Comprehensive Income**  
**Year Ended December 31, 2001**  
**(Dollars In Millions)**

	Parent Only	Guarantors	Non-Guarantors	Eliminations	Consolidated Advanced Materials LLC
<b>Revenues:</b>					
Trade sales and services	\$ —	\$ 562.5	\$ 386.5	\$ —	\$ 949.0
Related party sales	—	180.4	(5.1)	(175.3)	—
<b>Total revenue</b>	—	742.9	381.4	(175.3)	949.0
<b>Cost of goods sold</b>	—	560.4	311.9	(175.3)	697.0
<b>Gross profit</b>	—	182.5	69.5	—	252.0
<b>Expenses:</b>					
Selling, general and administrative	—	153.3	44.7	—	198.0
Research and development	—	22.3	3.7	—	26.0
Reorganization costs	—	37.2	1.8	—	39.0
Restructuring costs	—	6.8	1.2	—	8.0
Litigation charges	—	25.0	—	—	25.0
Other operating (income) expense	—	(12.6)	2.6	—	(10.0)
<b>Total expenses</b>	—	232.0	54.0	—	286.0
<b>Operating (loss) income</b>	—	(49.5)	15.5	—	(34.0)
Interest (expense) income, net	—	(65.1)	(3.9)	—	(69.0)
Equity in (losses) earnings of unconsolidated affiliates	—	(29.1)	—	29.1	—
Other income (expense)	—	36.3	(36.3)	—	—
<b>(Loss) income before income taxes and minority interest</b>	—	(107.4)	(24.7)	29.1	(103.0)
Income tax benefit (expense)	—	5.4	(5.4)	—	—
Minority interests	—	—	1.0	—	1.0
<b>Net (loss) income</b>	—	(102.0)	(29.1)	29.1	(102.0)
Other comprehensive (loss) income	—	(16.0)	(14.2)	14.2	(16.0)
<b>Comprehensive (loss) income</b>	\$ —	\$ (118.0)	\$ (43.3)	\$ 43.3	\$ (118.0)

**Huntsman Advanced Materials LLC and Subsidiaries**  
**Condensed Consolidating Statements of Cash Flows**  
**Six Months Ended December 31, 2003**  
**(Dollars In Millions)**

	Parent Only	Guarantors	Non-Guarantors	Eliminations	Consolidated
<b>Net cash (used in) provided by operating activities</b>	\$ (23.5)	\$ 28.7	\$ 7.0	\$ —	\$ 12.2
<b>Cash flows from investing activities:</b>					
Capital expenditures	—	(4.1)	(1.7)	—	(5.8)
Cash portion of acquisitions of business, net of cash acquired	(431.9)	18.8	15.5	—	(397.6)
Purchase of Vantico notes	(22.7)	—	—	—	(22.7)
Loans and other assets	—	—	0.1	—	0.1
<b>Net cash (used in) provided by investing activities</b>	(454.6)	14.7	13.9	—	(426.0)
<b>Cash flows from financing activities:</b>					
Decrease in short-term debt, net	—	(0.7)	(1.6)	—	(2.3)
Payments on long-term debt	—	(1.0)	—	—	(1.0)
Issuance of senior secured notes	348.0	—	—	—	348.0
Cost of raising equity capital	(10.1)	—	—	—	(10.1)
Debt issuance costs	(14.4)	—	—	—	(14.4)
Cash contributions by parent	164.4	—	—	—	164.4
Intercompany advances—net of repayments	—	1.3	(1.3)	—	—
<b>Net cash provided by (used in) financing activities</b>	487.9	(0.4)	(2.9)	—	484.6
Effect of exchange rate changes on cash	—	2.8	(0.4)	—	2.4
Increase in cash and cash equivalents	9.8	45.8	17.6	—	73.2
Cash and cash equivalents at beginning of period	—	—	—	—	—
Cash and cash equivalents at end of period	\$ 9.8	\$ 45.8	\$ 17.6	\$ —	\$ 73.2

**Huntsman Advanced Materials LLC and Subsidiaries (Predecessor Company)**  
**Condensed Consolidating Statements of Cash Flows**  
**Six Months Ended June 30, 2003 (Unaudited)**  
**(Dollars In Millions)**

	Parent Only	Guarantors	Non-Guarantors	Eliminations	Consolidated
<b>Net cash provided by (used in) operating activities</b>	\$ —	\$ 10.6	\$ (9.3)		\$ 1.3
<b>Cash flows from investing activities:</b>					
Capital expenditures	—	(5.3)	(0.7)		(6.0)
Proceeds from sale of fixed assets	—	1.0	—		1.0
<b>Net cash used in investing activities</b>	—	(4.3)	(0.7)	—	(5.0)
<b>Cash flows from financing activities:</b>					
Increase (decrease) in short-term debt, net	—	11.6	(3.6)		8.0
Payments on long-term debt		(16.0)	—		(16.0)
Intercompany advances—net of repayments	—	(16.5)	16.5		—
<b>Net cash (used in) provided by financing activities</b>	—	(20.9)	12.9	—	(8.0)
Effect of exchange rate changes on cash	—	0.8	1.6		2.4
(Decrease) increase in cash and cash equivalents	—	(13.8)	4.5	—	(9.3)
Cash and cash equivalents at beginning of period		33.0	11.0		44.0
Cash and cash equivalents at end of period	\$ —	\$ 19.2	\$ 15.5	\$ —	\$ 34.7

**Huntsman Advanced Materials LLC and Subsidiaries (Predecessor Company)**  
**Condensed Consolidating Statements of Cash Flows**  
**Year Ended December 31, 2002**  
**(Dollars In Millions)**

	Parent Only	Guarantors	Non-Guarantors	Eliminations	Consolidated
<b>Net cash used in operating activities</b>	\$ —	\$ (12.6)	\$ (28.4)		\$ (41.0)
<b>Cash flows from investing activities:</b>					
Capital expenditures	—	(18.8)	(5.2)	—	(24.0)
Cash portion of acquisitions of business, net of cash acquired	—	(1.0)	—	—	(1.0)
Loans and other assets	—	(2.7)	(0.3)	—	(3.0)
Proceeds from sale of fixed assets	—	0.2	2.8	—	3.0
<b>Net cash used in investing activities</b>	—	(22.3)	(2.7)	—	(25.0)
<b>Cash flows from financing activities:</b>					
Increase (decrease) in short-term debt, net	—	3.1	(3.1)	—	—
Payments on long-term debt	—	(51.0)	—	—	(51.0)
Proceeds from long-term debt	—	86.0	—	—	86.0
Proceeds from issuance of ordinary shares	—	34.0	—	—	34.0
Intercompany advances—net of repayments	—	(31.7)	31.7	—	—
<b>Net cash provided by financing activities</b>	—	40.4	28.6	—	69.0
<b>Effect of exchange rate changes on cash</b>	—	2.4	0.6	—	3.0
Increase (decrease) in cash and cash equivalents	—	7.9	(1.9)	—	6.0
Cash and cash equivalents at beginning of period	—	25.1	12.9	—	38.0
Cash and cash equivalents at end of period	\$ —	\$ 33.0	\$ 11.0	\$ —	\$ 44.0

**Huntsman Advanced Materials LLC and Subsidiaries (Predecessor Company)**  
**Condensed Consolidating Statements of Cash Flows**  
**Year Ended December 31, 2001**  
**(Dollars In Millions)**

	Parent Only	Guarantors	Non-Guarantors	Eliminations	Consolidated
<b>Net cash provided by operating activities</b>	\$ —	\$ 22.3	\$ 1.7	\$ —	\$ 24.0
<b>Cash flows from investing activities:</b>					
Capital expenditures	—	(43.7)	(6.3)	—	(50.0)
Cash portion of acquisitions of business, net of cash acquired	—	(3.0)	—	—	(3.0)
Loans and other assets	—	(1.0)	—	—	(1.0)
<b>Net cash used in investing activities</b>	—	(47.7)	(6.3)	—	(54.0)
<b>Cash flows from financing activities:</b>					
Decrease in short-term debt, net	—	(3.3)	(19.7)	—	(23.0)
Payments on long-term debt	—	(33.9)	(0.1)	—	(34.0)
Proceeds from long-term debt	—	35.0	—	—	35.0
Debt issuance costs	—	(5.0)	—	—	(5.0)
Intercompany advances—net of repayments	—	(11.9)	11.9	—	—
<b>Net cash used in financing activities</b>	—	(19.1)	(7.9)	—	(27.0)
Effect of exchange rate changes on cash	—	(0.1)	(1.9)	—	(2.0)
Decrease in cash and cash equivalents	—	(44.6)	(14.4)	—	(59.0)
Cash and cash equivalents at beginning of period	—	69.7	27.3	—	97.0
Cash and cash equivalents at end of period	\$ —	\$ 25.1	\$ 12.9	\$ —	\$ 38.0

## HUNTSMAN INTERNATIONAL HOLDINGS, LLC AND SUBSIDIARIES

## CONSOLIDATED CONDENSED BALANCE SHEETS (UNAUDITED) (Dollars in Millions)

	March 31, 2003	December 31, 2002
<b>ASSETS</b>		
<b>Current assets:</b>		
Cash and cash equivalents	\$ 49.3	\$ 75.4
Accounts and notes receivables (net of allowance for doubtful accounts of \$16.3 and \$14.5, respectively)	548.9	467.9
Inventories	600.2	561.3
Prepaid expenses	16.7	22.0
Deferred income taxes	31.2	31.2
Other current assets	71.5	75.4
<b>Total current assets</b>	<b>1,317.8</b>	<b>1,233.2</b>
Property, plant and equipment, net	3,049.8	3,071.1
Investment in unconsolidated affiliates	135.3	133.9
Intangible assets, net	259.3	266.4
Other noncurrent assets	338.9	339.5
<b>Total assets</b>	<b>\$ 5,101.1</b>	<b>\$ 5,044.1</b>
<b>LIABILITIES AND EQUITY</b>		
<b>Current liabilities:</b>		
Accounts payable	\$ 324.5	\$ 314.8
Accrued liabilities	482.2	523.8
Current portion of long-term debt	1.3	43.9
Other current liabilities	29.4	29.6
<b>Total current liabilities</b>	<b>837.4</b>	<b>912.1</b>
Long-term debt	3,639.6	3,420.6
Deferred income taxes	207.9	215.1
Other noncurrent liabilities	148.8	158.4
<b>Total liabilities</b>	<b>4,833.7</b>	<b>4,706.2</b>
<b>Commitments and contingencies (Notes 15 and 16)</b>		
<b>Equity:</b>		
Members' equity, 1,000 units	565.5	565.5
Retained earnings	(155.8)	(80.2)
Accumulated other comprehensive loss	(142.3)	(147.4)
<b>Total equity</b>	<b>267.4</b>	<b>337.9</b>
<b>Total liabilities and equity</b>	<b>\$ 5,101.1</b>	<b>\$ 5,044.1</b>

See accompanying notes to consolidated financial statements.

## HUNTSMAN INTERNATIONAL HOLDINGS LLC AND SUBSIDIARIES

CONSOLIDATED CONDENSED STATEMENTS OF OPERATIONS AND  
COMPREHENSIVE LOSS (UNAUDITED) (Dollars in Millions)

	Three Months Ended March 31, 2003	Three Months Ended March 31, 2002
<b>Revenues:</b>		
Trade sales and services	\$ 1,188.8	\$ 921.1
Related party sales	100.5	76.3
Tolling fees	8.4	0.5
<b>Total revenues</b>	<b>1,297.7</b>	<b>997.9</b>
<b>Cost of goods sold</b>	<b>1,162.3</b>	<b>872.4</b>
<b>Gross profit</b>	<b>135.4</b>	<b>125.5</b>
<b>Expenses:</b>		
Selling, general and administrative	88.6	85.3
Research and development	12.2	12.3
Restructuring and plant closing costs	17.1	—
<b>Total expenses</b>	<b>117.9</b>	<b>97.6</b>
<b>Operating income</b>	<b>17.5</b>	<b>27.9</b>
Interest expense	(90.0)	(75.7)
Interest income	0.8	—
Loss on sale of accounts receivable	(9.6)	(3.6)
Other income (expense)	(2.2)	0.4
<b>Loss before income taxes</b>	<b>(83.5)</b>	<b>(51.0)</b>
Income tax benefit	7.9	20.4
Minority interests in subsidiaries' loss	—	(0.8)
<b>Net income (loss)</b>	<b>(75.6)</b>	<b>(31.4)</b>
Other comprehensive income (loss)	5.1	(20.9)
<b>Comprehensive loss</b>	<b>\$ (70.5)</b>	<b>\$ (52.3)</b>

See accompanying notes to consolidated financial statements.

HUNTSMAN INTERNATIONAL HOLDINGS LLC AND SUBSIDIARIES

CONSOLIDATED STATEMENT OF CHANGES IN MEMBERS' EQUITY (UNAUDITED)  
(Dollars in Millions)

	Members' Equity		Retained Earnings	Accumulated Other Comprehensive Loss	Total
	Shares/ Units	Amount			
Balance, January 1, 2003	1,000	\$ 565.5	\$ (80.2)	\$ (147.4)	\$ 337.9
Net loss		—	(75.6)	—	(75.6)
Other comprehensive income		—	—	5.1	5.1
Balance, March 31, 2003	1,000	\$ 565.5	\$ (155.8)	\$ (142.3)	\$ 267.4

See accompany notes to consolidated financial statements.

**HUNTSMAN INTERNATIONAL HOLDINGS LLC AND SUBSIDIARIES**  
**CONSOLIDATED CONDENSED STATEMENTS OF CASH FLOWS (UNAUDITED)**  
(Dollars in Millions)

	Three Months Ended March 31, 2003	Three Months Ended March 31, 2002
<b>Net cash used in operating activities</b>	(133.2)	(26.0)
<b>Investing Activities:</b>		
Capital expenditures	(21.8)	(47.2)
Net cash received from unconsolidated affiliates	—	0.9
Advances to unconsolidated affiliates	(2.0)	(0.7)
Proceeds from sale of fixed assets	1.2	—
<b>Net cash used in investing activities</b>	(22.6)	(47.0)
<b>Financing Activities:</b>		
Net borrowings under revolving loan facilities	\$ 134.2	\$ 95.0
Issuance of senior notes	—	300.0
Repayment of long-term debt	(1.4)	(343.5)
Debt issuance costs	—	(9.6)
<b>Net cash provided by financing activities</b>	132.8	41.9
Effect of exchange rate changes on cash	(3.1)	3.1
Decrease in cash and cash equivalents	(26.1)	(28.0)
Cash and cash equivalents at beginning of period	75.4	83.9
Cash and cash equivalents at end of period	\$ 49.3	\$ 55.9
<b>Supplemental cash flow information:</b>		
Cash paid for interest	83.5	76.7
Cash paid for income taxes	3.4	1.0

See accompanying notes to consolidated financial statements.

**HUNTSMAN INTERNATIONAL HOLDINGS LLC AND SUBSIDIARIES**  
**NOTES TO CONSOLIDATED FINANCIAL STATEMENTS (UNAUDITED)**

**1. General**

*Description of Business*

Huntsman International Holdings LLC and its subsidiaries (collectively, the "Company") are global manufacturers and marketers of differentiated and commodity chemicals. The Company is a Delaware limited liability company and its membership interests are owned 60% by Huntsman Specialty Chemicals Corporation ("Huntsman Specialty") and 40% by HMP Equity Holdings Corporation ("HMP"). The Company's direct wholly-owned operating subsidiary is Huntsman International LLC, a Delaware limited liability company ("HI").

Huntsman Specialty, a Delaware corporation, is owned 100% by Huntsman Specialty Chemicals Holdings Corporation, a Utah corporation ("HSCHC"), and HSCHC is owned 100% by Huntsman LLC. Huntsman LLC, a Utah limited liability company, is owned 100% by HMP. HMP is a Delaware corporation and is owned 100% by Huntsman Group Inc., a Delaware corporation. Huntsman Group Inc. is owned 100% by Huntsman Holdings, LLC ("Huntsman Holdings"), a Delaware limited liability company. The voting membership interests of Huntsman Holdings are owned by the Huntsman family, MatlinPatterson Global Opportunities Partners, L.P., MatlinPatterson Global Opportunities Partners, L.P. and MatlinPatterson Global Opportunities Partners B, L.P. (together, "MatlinPatterson"), Consolidated Press (Finance) Limited ("CPH") and certain members of the Company's senior management. In addition, Huntsman Holdings has issued certain non-voting preferred units to Huntsman Holdings Preferred Member LLC, which, in turn, is owned by MatlinPatterson (indirectly), CPH, the Huntsman Cancer Foundation, certain members of the Company's senior management and certain members of the Huntsman family. The Huntsman family has board and operational control of the Company.

The Company operates through four principal operating segments: Polyurethanes, Performance Products, Pigments and Base Chemicals.

*Interim Financial Statements*

The accompanying consolidated financial statements of the Company are unaudited. However, in management's opinion, all adjustments, consisting only of normal recurring adjustments necessary for a fair presentation of results of operations, financial position and cash flows for the periods shown, have been made. Results for interim periods are not necessarily indicative of those to be expected for the full year. These consolidated financial statements should be read in conjunction with the audited consolidated financial statements and notes to consolidated financial statements for the year ended December 31, 2002 included elsewhere herein.

**2. Summary of Significant Accounting Policies**

*Principles of Consolidation*

The consolidated financial statements of the Company include its majority-owned subsidiaries. Intercompany transactions and balances are eliminated.

*Use of Estimates*

The preparation of financial statements in conformity with accounting principles generally accepted in the United States of America requires management to make estimates and assumptions that affect the reported amounts of assets and liabilities and disclosure of contingent assets and liabilities at the

date of the financial statements and the reported amounts of revenues and expenses during the reporting period. Actual results could differ from those estimates.

#### *Cash Flow Information*

Highly liquid investments with an original maturity of three months or less when purchased are considered to be cash equivalents.

#### *Securitization of Accounts Receivable*

The Company securitizes certain trade receivables in connection with a revolving securitization program. The Company retains the servicing rights which are a retained interest in the securitized receivables. Losses are recorded on the sale and are based on the carrying value of the receivables as allocated between the receivables sold and the retained interests and their relative fair value at the date of the transfer. In accordance with the agreements governing the securitization program, an unconsolidated special purpose entity enters into certain foreign exchange forward contracts for periods aligned with the average maturity of receivables sold into the program. The periodic gains and losses associated with such contracts are recorded by the Company as part of the loss on sale of receivables. Retained interests are carried at fair value which is estimated based on the present value of expected cash flows, calculated using management's best estimates of key assumptions, including credit losses and discount rates commensurate with the risks involved. For more information, see "Note 13—Securitization of Accounts Receivable."

#### *Inventories*

Inventories are stated at the lower of cost or market value using the weighted average method.

#### *Property, Plant and Equipment*

Property, plant and equipment is stated at cost. Depreciation is provided utilizing the straight line method over the estimated useful lives of the assets ranging from 3 to 20 years. Upon disposal of assets, the cost and related accumulated depreciation are removed from the accounts and the resulting gain or loss is included in income.

Periodic maintenance and repairs applicable to major units of manufacturing facilities are accounted for on the prepaid basis by capitalizing the costs of the turnaround and amortizing the costs over the estimated period until the next turnaround. Normal maintenance and repairs of all other plant and equipment are charged to expense as incurred. Renewals, betterments and major repairs that materially extend the useful life of the assets are capitalized, and the assets replaced, if any, are retired.

Interest costs are capitalized as part of major construction projects. Interest expense capitalized as part of plant and equipment was \$1.2 million and \$2.9 million for the three months ended March 31, 2003 and 2002, respectively.

#### *Investment in Unconsolidated Affiliates*

Investments in companies in which the Company exercises significant influence, generally ownership interests from 20% to 50%, are accounted for using the equity method.

#### *Intangible Assets*

Intangible assets, which consist of patents, trademarks, technology and certain other agreements, are stated at their fair market values at the time of acquisition, and are amortized using the straight line method over their estimated useful lives of five to fifteen years or over the life of the related agreement.

### *Carrying Value of Long-term Assets*

The Company evaluates the carrying value of long-term assets based upon current and anticipated undiscounted cash flows and recognizes an impairment when such estimated cash flows will be less than the carrying value of the asset. Measurement of the amount of impairment, if any, is based upon the difference between carrying value and fair value.

### *Derivatives and Hedging Activities*

The Company enters into derivative contracts, from time to time, such as (1) interest rate swaps, collars and options, (2) short-term foreign currency derivative instruments, and (3) commodity futures and swaps in an attempt to manage downside risks of interest rates, foreign currency rates, and commodity prices. Interest rate contracts that are designated as cash flow hedges for future interest payments and commodity price contracts that are designated as cash flow hedges for future inventory purchases are recorded at fair value in the balance sheet, and accumulated other comprehensive income (loss) to the extent of the effective portions of the hedging instruments. Gains and losses related to interest rate and commodity contracts will be reclassified from other comprehensive income (loss) into earnings in the periods in which the related hedged instrument payments are made, and are reflected as interest expense and cost of goods sold, respectively, in the statement of operations. Commodity price contracts that are designated as fair value hedges for future inventory sales are recorded at fair value in the balance sheet. Changes in the fair value of these hedges are matched against the changes in the fair value of the underlying hedged inventory and reflected in cost of goods sold in the statement of operations. Interest rate, commodity, and foreign currency contracts that have not been designated as a hedge are recorded at fair value in the balance sheet with changes in fair value and realized gains (losses) recognized in interest expense, cost of goods sold, and selling, general and administrative expenses, respectively, in the statement of operations.

The Company is exposed to credit losses in the event of nonperformance by a counterparty to the derivative instrument. The Company anticipates, however, that the counterparties will be able to fully satisfy their obligations under the contracts.

The Company hedges its net investment position in euro functional currency entities. To accomplish this, a portion of the Company's debt is euro denominated and designated as a hedge of net investments. Currency effects of these hedges produce net gains (losses) in other comprehensive income loss (foreign currency translation adjustments).

### *Income Taxes*

The Company and its U.S. subsidiaries are organized as limited liability companies. These entities are treated similar to a partnership for U.S. income tax purposes, and therefore are not subject to U.S. federal tax on their income. Subsidiaries outside the U.S. are generally taxed on the income generated in the local country.

Deferred income taxes are provided for temporary differences between financial statement income and taxable income using the asset and liability method in accordance with SFAS No. 109, "Accounting for Income Taxes." The Company does not provide for income taxes or benefits on the undistributed earnings of its international subsidiaries as earnings are reinvested and, in the opinion of management, will continue to be reinvested indefinitely.

### *Environmental Expenditures*

Environmental related restoration and remediation costs are recorded as liabilities and expensed when site restoration and environmental remediation and cleanup obligations are either known or considered probable and the related costs can be reasonably estimated. Other environmental

expenditures, which are principally maintenance or preventative in nature, are recorded when incurred and are expensed or capitalized as appropriate.

#### *Foreign Currency Translation*

Generally, the accounts of the Company's subsidiaries outside of the United States consider local currency to be functional currency. Accordingly, assets and liabilities are translated at rates prevailing at the balance sheet date. Revenues, expenses, gains and losses are translated at a weighted average rate for the period. Cumulative translation adjustments are recorded to equity as a component of accumulated other comprehensive income. Transaction gains and losses are recorded in the statement of operations and were net gains of \$0.7 million and net losses of \$2.1 million for the three months ended March 31, 2003 and 2002, respectively.

#### *Revenue Recognition*

The Company generates revenues through sales in the open market, raw material conversion agreements and long-term supply contracts. The Company recognizes revenue when it is realized or realizable and earned, which is when the product is shipped to the customer.

#### *Research and Development*

Research and development costs are expensed as incurred.

#### *Earnings per Member Equity Unit*

Earnings per member equity unit is not presented because it is not considered meaningful information due to the Company's ownership by affiliates.

#### *Reclassifications*

Certain amounts in the consolidated financial statements for prior periods have been reclassified to conform with the current presentation.

#### *Recently Adopted Financial Accounting Standards*

On January 1, 2002, the Company adopted SFAS No. 142, "*Goodwill and Other Intangible Assets*." SFAS No. 142 changes the accounting for goodwill and intangible assets with indefinite lives from an amortization method to an impairment-only approach. Upon adoption of SFAS No. 142, the Company was required to reassess the useful lives of all acquired intangibles and perform an impairment test on goodwill. In the first quarter of 2002, the Company completed the assessment of useful lives and concluded that no adjustment to the amortization period of intangible assets was necessary.

The Company has completed its initial assessment of goodwill impairment as of January 1, 2002 and has concluded that there is no indication of impairment. The Company has elected to test goodwill for impairment annually as of April 1 as required by SFAS No. 142. The annual assessment has been completed as of April 1, 2002 and the Company has concluded that there is no indication of impairment. As of December 31, 2002, the Company had no goodwill on its balance sheet.

On January 1, 2002, the Company adopted SFAS No. 144, "*Accounting for the Impairment or Disposal of Long-Lived Assets*." This statement establishes a single accounting model for the impairment or disposal of long-lived assets. The impact of adopting this pronouncement was not material.

In August 2001, the Financial Accounting Standards Board ("FASB") issued SFAS No. 143, "*Accounting for Asset Retirement Obligations*." SFAS No. 143 addresses financial accounting and reporting for obligations associated with the retirement of tangible, long-lived assets and the associated

asset retirement costs. This statement requires that the fair value of a liability for an asset retirement obligation be recognized in the period in which it is incurred by capitalizing it as part of the carrying amount of the long-lived assets. As required by SFAS No. 143, the Company adopted this new accounting standard on January 1, 2003. The Company believes this statement's impact will not be significant; however, standard-setters continue to debate the statement's applicability to assets where the timing of any ultimate obligation is indefinite.

In April 2002, the FASB issued SFAS No. 145, *"Rescission of FASB Statements No. 4, 44 and 64, Amendment of FASB Statement No. 13, and Other Technical Corrections."* In addition to amending or rescinding pronouncements to make various technical corrections, clarify meanings or describe applicability, SFAS No. 145 precludes companies from recording gains or losses from extinguishment of debt as an extraordinary item. The Company was required to adopt this statement as of January 1, 2003. The adoption of SFAS No. 145 did not have a material effect on the Company's consolidated financial statements.

In June 2002, the FASB issued SFAS No. 146, *"Accounting for Costs Associated With Exit or Disposal Activities."* SFAS No. 146 requires recording costs associated with exit or disposal activities at their fair values when a liability has been incurred. Under previous guidance, certain exit costs were accrued upon management's commitment to an exit plan, which is generally before an actual liability has been incurred. We adopted this pronouncement in the first quarter of 2003. The adoption of SFAS No. 146 did not have a material effect on the Company's consolidated financial statements.

In January 2003, the FASB issued Financial Interpretation ("FIN") No. 45, *"Guarantor's Accounting and Disclosure Requirements for Guarantees, Including Guarantees of Indebtedness of Others."* FIN No. 45 requires recognition of a liability for the obligation undertaken upon issuing a guarantee. This liability would be recorded at the inception date of the guarantee and would be measured at fair value. The disclosure provisions of the interpretation are effective for the financial statements as of December 31, 2002. The liability recognition provisions apply prospectively to any guarantees issued or modified after December 31, 2002. The adoption of FIN No. 45 did not have a material effect on the Company's consolidated financial statements.

### 3. Inventories

Inventories as of March 31, 2003 and December 31, 2002 consisted of the following (dollars in millions):

	March 31, 2003	December 31, 2002
Raw materials	\$ 128.4	\$ 130.2
Work in progress	22.5	25.9
Finished goods	429.6	385.8
<b>Total</b>	<b>580.5</b>	<b>541.9</b>
Materials and supplies	19.7	19.4
<b>Net</b>	<b>\$ 600.2</b>	<b>\$ 561.3</b>

#### 4. Property, Plant and Equipment

The cost and accumulated depreciation of property, plant and equipment are as follows (dollars in millions):

	March 31, 2003	December 31, 2002
Land	\$ 43.2	\$ 42.9
Buildings	177.0	157.7
Plant and equipment	3,459.7	3,446.3
Construction in progress	181.5	172.7
<b>Total</b>	<b>3,861.4</b>	<b>3,819.6</b>
Less accumulated depreciation	(811.6)	(748.5)
<b>Net</b>	<b>\$ 3,049.8</b>	<b>\$ 3,071.1</b>

#### 5. Investments in Unconsolidated Affiliates

The Company's ownership percentage and investments in unconsolidated affiliates, primarily manufacturing joint ventures, are as follows (in millions):

	March 31, 2003	December 31, 2002
Louisiana Pigment Company, L.P. (50%)	\$ 132.7	\$ 131.4
Rubicon, Inc. (50%)	1.3	1.3
Others	1.3	1.2
<b>Total</b>	<b>\$ 135.3</b>	<b>\$ 133.9</b>

#### 6. Intangible Assets

The gross carrying amount and accumulated amortization of intangible assets as of March 31, 2003 were as follows (dollars in millions):

	March 31, 2003			December 31, 2002		
	Carrying Amount	Accumulated Amortization	Net	Carrying Amount	Accumulated Amortization	Net
Patents, trademarks, and technology	\$ 313.1	\$ 95.8	\$ 217.3	\$ 312.3	\$ 89.9	\$ 222.4
Non-compete agreements	49.1	32.9	16.2	49.1	30.9	18.2
Other intangibles	29.4	3.6	25.8	28.9	3.1	25.8
<b>Total</b>	<b>\$ 391.6</b>	<b>\$ 132.3</b>	<b>\$ 259.3</b>	<b>\$ 390.3</b>	<b>\$ 123.9</b>	<b>\$ 266.4</b>

## 7. Other Noncurrent Assets

Other noncurrent assets consist of the following (in millions):

	March 31, 2003	December 31, 2002
Prepaid pension assets	\$ 148.9	\$ 146.2
Debt issuance costs	66.0	60.7
Capitalized turnaround expense	46.9	48.3
Receivables from affiliates	16.3	18.6
Spare parts inventory	48.6	46.2
Other noncurrent assets	12.2	19.5
<b>Total</b>	<b>\$ 338.9</b>	<b>\$ 339.5</b>

## 8. Accrued Liabilities

Accrued liabilities consist of the following (in millions):

	March 31, 2003	December 31, 2002
Raw materials and services	\$ 209.0	\$ 217.7
Interest	39.6	61.3
Taxes (income, property and VAT)	40.0	41.4
Payroll, severance and related costs	75.7	67.4
Volume and rebates accruals	42.9	52.5
Restructuring and plant closing costs	20.0	7.1
Other miscellaneous accruals	55.0	76.4
<b>Total</b>	<b>\$ 482.2</b>	<b>\$ 523.8</b>

## 9. Other Noncurrent Liabilities

Other noncurrent liabilities consist of the following (in millions):

	March 31, 2003	December 31, 2002
Pension liabilities	\$ 82.1	\$ 82.3
Other postretirement benefits	11.8	10.8
Environmental accruals	9.2	19.3
Payable to affiliate	38.1	37.9
Other noncurrent liabilities	7.6	8.1
<b>Total</b>	<b>\$ 148.8</b>	<b>\$ 158.4</b>

## 10. Restructuring and Plant Closing Costs

As of December 31, 2002, the Company had a reserve for restructuring costs and plant closing costs of \$7.1 million recorded in accrued liabilities. The entire amount was related to workforce reductions.

On March 11, 2003, the Company announced that, in its Polyurethanes segment, it is integrating its global flexible products division into its global derivatives division, and it recorded a charge of \$17.1 million in the first quarter 2003. This charge relates to a portion of an overall corporate cost

reduction program that is expected to be implemented and recorded throughout 2003. This \$17.1 million charge represents severance and is included in accrued liabilities.

During the three months ended March 31, 2003, the Company made cash payments of approximately \$4.2 million. At March 31, 2003 there was \$20.0 million remaining in accrued liabilities.

## 11. Long-term Debt

Long-term debt outstanding as of March 31, 2003 and December 31, 2002 is as follows (dollars in millions):

	March 31, 2003	December 31, 2002
<b>Senior Secured Credit Facilities:</b>		
Revolving loan facility	\$ 201.2	\$ 67.0
Term A dollar loan	109.7	109.7
Term A euro loan (in U.S. dollar equivalent)	142.6	138.5
Term B loan	526.3	526.3
Term C loan	526.3	526.3
Senior Notes	300.0	300.0
Senior Subordinated Notes	1,090.9	1,076.8
Senior Discount Notes	394.6	381.8
Senior Subordinated Discount Notes	320.8	308.9
Other long-term debt	28.5	29.2
Subtotal	3,640.9	3,464.5
Less current portion	(1.3)	(43.9)
<b>Total</b>	<b>\$ 3,639.6</b>	<b>\$ 3,420.6</b>

### HI Credit Facilities

The revolving loan facility of up to \$400 million matures on June 30, 2005 with no scheduled commitment reductions. Both the term A dollar loan and the term A euro loan facilities mature on June 30, 2005, with the next semi-annual payment due in the fourth quarter of 2004. The term B loan facility matures on June 30, 2007 and the term C loan facility matures on June 30, 2008. The term B and term C loan facilities require payments in annual installments of \$5.48 million each, with the next payments occurring in the second quarter 2005 and the remaining unpaid balances due on final maturity. See "—Senior Notes and Senior Subordinated Notes" below for discussion of the HI Senior Note offering of \$150 million, the proceeds of which were primarily used to prepay the next 16 months of scheduled amortization due under the HI Credit Facilities.

Interest rates for the HI Credit Facilities are based upon, at HI's option, either a eurocurrency rate (LIBOR) or a base rate (prime) plus the applicable spread. The applicable spreads vary based on a pricing grid, in the case of eurocurrency based loans, from 1.50% to 4.50% per annum depending on the loan facility and whether specified conditions have been satisfied, and, in the case of base rate loans, from 0.25% to 3.25% per annum. As of March 31, 2003 and December 31, 2002, the average interest rates on the HI Credit Facilities were 6.0% and 5.8%, respectively.

The obligations under the HI Credit Facilities are supported by guarantees of HI's domestic and certain foreign subsidiaries (collectively the "Guarantors") and the Company, as well as pledges of substantially all their assets, including 65% of the voting stock of certain non-U.S. subsidiaries.

The HI Credit Facilities contain covenants relating to incurrence of debt, purchase and sale of assets, limitations on investments, affiliate transactions, change in control provisions and maintenance

of certain financial ratios. The financial covenants include a leverage ratio, interest coverage ratio, minimum consolidated net worth level and a limit on capital expenditures. The HI Credit Facilities also limit the payment of dividends generally to the amount required by the members to pay income taxes. On February 7, 2003, HI amended the HI Credit Facilities. The amendments resulted in, among other things, changes to certain financial covenants, including the interest coverage ratio and leverage ratio covenants, through the second quarter of 2004. Management believes that HI is in compliance with the covenants of the HI Credit Facilities as of March 31, 2003.

On April 9, 2003, HI amended the HI Credit Facilities to allow prepayment of the next 16 months of amortization with proceeds raised in its \$150 million note offering.

#### *Senior Notes and Senior Subordinated Notes*

In March 2002, HI issued \$300 million 9.875% Senior Notes (collectively with the 2003 Senior Notes, the "Senior Notes"). Interest on the Senior Notes is payable semi-annually and the Senior Notes mature on March 1, 2009. The Senior Notes are fully and unconditionally guaranteed on a joint and several basis by the Guarantors. The Senior Notes may be redeemed, in whole or in part, at any time by HI prior to March 1, 2006 at 100% of the face value plus a "make whole" premium, as defined in the applicable indenture. After March 1, 2006, the Senior Notes may be redeemed, in whole or in part, at a redemption price that declines from 104.937% to 100% after March 1, 2008.

On April 11, 2003, HI sold an additional \$150 million in aggregate principal amount of 9.875% Senior Notes due 2009 (the "2003 Senior Notes") in a transaction exempt from the registration requirements of the Securities Act of 1933. The offering was priced at 105.25% plus accrued interest from March 1, 2003. HI used approximately \$26 million of the net proceeds to repay part of the revolving portion of the HI Credit Facilities. The balance of the net proceeds was used primarily to prepay the next 16 months of scheduled amortization due under the term portion of the HI Credit Facilities.

HI also has outstanding \$600 million and €450 million 10.125% Senior Subordinated Notes (the "Subordinated Notes"). Interest on the Subordinated Notes is payable semi-annually and the Subordinated Notes mature on July 1, 2009. The Subordinated Notes are fully and unconditionally guaranteed on a joint and several basis by the Guarantors. The Subordinated Notes are redeemable (1) on or after July 1, 2004 at 105.063% of the principal amount thereof, declining ratably to par on and after July 1, 2007, and (2) prior to July 1, 2004 at 105.063% of the principal amount thereof, discounted to the redemption date using the treasury rate (for the dollar denominated notes) or the bond rate (for the euro denominated notes) plus 0.50%, plus, in each case, accrued and unpaid interest to the date of redemption.

The Senior Notes and the Subordinated Notes contain covenants relating to the incurrence of debt, limitations on distributions, asset sales and affiliate transactions, among other things. They also contain a change of control provision requiring HI to offer to repurchase the Senior Notes and the Subordinated Notes upon a change of control. Management believes that HI is in compliance with the covenants of the Senior Notes and the Subordinated Notes as of March 31, 2002.

#### *Senior Discount Notes and Senior Subordinated Discount Notes*

On June 30, 1999, the Company issued Senior Discount Notes and Senior Subordinated Discount Notes (collectively, the "Discount Notes") to ICI with initial stated values of \$242.7 million and \$265.3 million, respectively. The Discount Notes are due December 31, 2009. Interest on the Senior Discount Notes will accrue at 13.375% per annum. The Senior Discount Notes are redeemable prior to July 2004 for an amount equal to the net present value of 106.688% of the projected July 1, 2004 accreted value and thereafter at stipulated redemption prices declining to 100% of accreted value in 2007. The Senior Subordinated Discount Notes had a stated rate of 8% that originally was to reset to a

market rate in June 2002 and can be redeemed at 100% of accreted value at any time until June 30, 2004. On December 21, 2001, the Company and ICI agreed to modify the terms of the Senior Subordinated Discount Notes, including deferring the reset date until September 2004. For financial reporting purposes, the Senior Subordinated Discount Notes were initially recorded at their estimated fair value of \$224 million based upon prevailing market rates at June 30, 1999. Interest on the Discount Notes is paid in kind. The Senior Discount Notes contain limits on the incurrence of debt, restricted payments, liens, transactions with affiliates, and merger and sales of assets.

On December 21, 2001, the Company and ICI agreed to modify the terms of the Senior Subordinated Discount Notes. The interest rate reset date was deferred until September 2004. The modification of the terms resulted in a significant decrease in the present value of the future cash flow of the debt and, as a result, the debt was treated effectively as an extinguishment and reissuance of the debt. The debt was recorded using a 16% interest rate, the estimated market rate for the debt as of December 20, 2001. On May 9, 2003, HMP completed the purchase of the Senior Subordinated Discount Notes from ICI. For more information, see "Note 18—Recent Events—Membership Interest Transactions."

## **12. Derivatives and Hedging Activities**

### *Interest Rate Hedging*

Interest rate contracts with a fair value of \$20.8 million and \$23.4 million were recorded as a component of other noncurrent liabilities as of March 31, 2003 and December 31, 2002, respectively. The fair value of the cash flow hedges and the interest rate contracts not designated as a hedge are \$14.0 million and \$6.8 million as of March 31, 2003 and \$15.6 million and \$7.8 million as of December 31, 2002. The changes in fair value of the cash flow hedges resulted in a \$0.1 million and a \$2.8 million decrease in interest expense and a \$1.5 million and a \$0.3 million decrease in other comprehensive income (loss) for the three months ended March 31, 2003 and 2002, respectively. The changes in fair value of the interest rate contracts not designated as a hedge resulted in a \$1.0 million and a \$2.1 million decrease in interest expense for the three months ended March 31, 2003 and 2002, respectively.

### *Commodity Price Hedging*

As of March 31, 2003 the fair value of cash flow commodity price hedging contracts recorded in other current liabilities and other comprehensive income (loss) is \$1.9 million. As of December 31, 2002, the fair value of cash flow commodity price hedging contracts was not material.

As of March 31, 2003 commodity price hedging contracts designated as fair value hedges are included in the balance sheet as an increase of \$2.2 million to other current assets and a decrease to inventory of \$3.1 million. As of December 31, 2002 commodity price hedging contracts designated as fair value hedges are included in the balance sheet as an increase of \$0.8 to other current liabilities and an increase to inventory of \$0.8 million.

Commodity price contracts not designated as hedges as defined by SFAS No. 133 are reflected in the balance sheet as \$2.2 million and \$0.5 million in other current assets and liabilities, respectively, as of March 31, 2003 and, \$0.8 million and \$0.2 million other current assets and liabilities, respectively, as of December 31, 2002.

During the three months ended March 31, 2003 and 2002, the Company recorded a decrease of \$0.9 million and an increase of \$0.8 million in cost of goods sold related to net gains and losses from settled contracts, net gains and losses in fair value price hedges, and the change in fair value on commodity price hedging contracts not designated as hedges as defined in SFAS No. 133.

### *Foreign Currency Rate Hedging*

As of March 31, 2003 and December 31, 2002 and for the three months ended March 31, 2003 and 2002, the fair value, change in fair value, and realized gains (losses) of outstanding foreign currency rate hedging contracts is not material.

### *Net Investment Hedging*

Currency effects of net investment hedges produced net losses of approximately \$18.4 million and \$9.4 million in other comprehensive loss (foreign currency translation adjustments) for the three months ended March 31, 2003 and 2002, respectively. As of March 31, 2003 and December 31, 2002, there was a cumulative net loss of approximately \$51.1 million and \$32.7 million, respectively.

## **13. Securitization of Accounts Receivable**

On December 21, 2000, the Company initiated a five-year revolving securitization program under which certain trade receivables were and will be transferred to an off balance sheet special purpose entity at a discount. Under the terms of the agreements, the Company and its subsidiaries continue to service the receivables in exchange for a 1% fee of the outstanding receivables, and the Company is subject to recourse provisions. At March 31, 2003, the special purpose entity had outstanding \$183 million in medium-term notes ("MTNs") and \$100 million in commercial paper.

For the three months ended March 31, 2003 and 2002, new sales totaled approximately \$1,002 million and \$606 million, respectively, and cash collections reinvested totaled approximately \$892 million and \$571 million, respectively. Servicing fees received during the first three months of 2003 and 2002 were approximately \$1.2 million and \$0.7 million, respectively, and are recorded as a reduction in the loss on sale of accounts receivable in the statements of operations. The retained interest in the receivables was approximately \$108 million and \$112 million, and as of March 31, 2003 and December 31, 2002, respectively. The value of the retained interest is subject to credit and interest rate risk.

The key economic assumptions used in valuing the residual interest at March 31, 2003 are presented below:

Weighted average life (in months)	2
Credit losses (annual rate)	Less than 1%
Discount rate (annual rate)	5%

A 10% and 20% adverse change in any of the key economic assumptions would not have a material impact on the fair value of the retained interest. Total receivables over 60 days past due as of March 31, 2003 and December 31, 2002 were \$8.8 million and \$11.2 million, respectively.

#### 14. Other Comprehensive Income (loss)

The components of other comprehensive income (loss) are as follows (in millions):

	March 31, 2003		December 31, 2002	
	Accumulated income (loss)	Income (loss)	Accumulated income (loss)	Income (loss)
Foreign currency translation adjustments	\$ (37.3)	\$ 1.2	\$ (38.5)	\$ 147.2
Additional minimum pension liability	(86.6)	1.5	(88.1)	(88.1)
Additional minimum pension liability — unconsolidated affiliate	(5.4)	—	(5.4)	(5.4)
Unrealized loss on securities	(0.9)	1.8	(2.7)	(2.7)
Net unrealized loss on derivative instruments	(11.0)	0.6	(11.6)	2.4
Cumulative effect of accounting change	(1.1)	—	(1.1)	—
Total	\$ (142.3)	\$ 5.1	\$ (147.4)	\$ 53.4

#### 15. Commitments and Contingencies

The Company has various purchase commitments for materials and supplies entered into in the ordinary course of business. These agreements extend up to ten years and the purchase price is generally based on market prices subject to certain minimum price provisions.

The Company is involved in litigation from time to time in the ordinary course of its business. In management's opinion, after consideration of indemnification arrangements, none of such litigation is material to the Company's financial condition or results of operations.

#### 16. Environmental Matters

##### *General*

The operation of chemical manufacturing plants, the distribution of chemical products and the related production of by-products and wastes entails risk of adverse environmental effects. As a result, the Company is subject to extensive federal, state, local and foreign laws, regulations, rules and ordinances relating to pollution, protection of the environment and the generation, storage, handling, transportation, treatment, disposal and remediation of hazardous substances and waste materials. In the ordinary course of business, the Company is subject to frequent environmental inspections and monitoring by governmental enforcement authorities. In addition, the Company's production facilities require operating permits that are subject to renewal, modification and, in certain circumstances, revocation. Actual or alleged violations of environmental laws or permit requirements could result in restrictions or prohibitions on plant operations, substantial fines and civil or criminal sanctions. Moreover, changes in environmental regulations could inhibit or interrupt the Company's operations, or require it to change its equipment or operations, and any such changes could have a material adverse effect on its businesses. Accordingly, given the Company's businesses, environmental or regulatory matters may cause significant unanticipated losses, costs or liabilities.

Under some environmental laws, the Company may be jointly and severally liable for the costs of environmental contamination on or from its properties and at off-site locations where it disposed of or arranged for the disposal or treatment of hazardous wastes. For example, in the United States under the Comprehensive Environmental Response, Compensation and Liability Act of 1980, as amended, and similar state laws, a current owner or operator of real property may be liable for such costs regardless of whether the owner or operator owned or operated the real property at the time of the release of the hazardous substances and regardless of whether the release or disposal was in compliance with law at the time it occurred. In addition, under the United States Resource

Conservation and Recovery Act of 1976, as amended, and similar state laws, as the holder of permits to treat or store hazardous wastes, the Company may, under some circumstances, be required to remediate contamination at its properties regardless of when the contamination occurred. Similar laws are being developed or are in effect to varying degrees in other parts of the world, most notably in the European Union ("EU"). For example, in the U.K., the contaminated land regime now provides a detailed framework for the identification, management and remediation of contaminated sites. This law will likely increase governmental scrutiny of the Company's U.K. facilities.

The Company may also incur future costs for capital improvements and general compliance under environmental laws, including costs to acquire, maintain and repair pollution control equipment. Capital expenditures are planned, for example, under national legislation implementing the EU Directive on Integrated Pollution Prevention and Control. Under this directive, the majority of the Company's European plants will, over the next few years, be required to obtain governmental authorizations which will regulate air and water discharges, waste management and other matters relating to the impact of operations on the environment, and to conduct site assessments to evaluate environmental conditions. Although the implementing legislation in most Member States is not yet in effect, it is likely that additional expenditures may be necessary in some cases to meet the requirements of authorizations under this directive. In particular, the Company believes that related expenditures to upgrade its wastewater treatment facilities at several sites may be necessary and associated costs may be material. Wastewater treatment upgrades unrelated to this initiative also are planned at certain facilities. In addition, the Company may also incur material expenditures, beyond currently anticipated expenditures, in complying with EU Directives, including the Directive on Hazardous Waste Incineration, the Seveso II Directive, which governs major accident hazards, as well as the Water Framework Directive. It is also possible that additional expenditures to reduce air emissions at two of the Company's U.K. facilities may be material. Capital expenditures and, to a lesser extent, costs and operating expenses relating to environmental matters will be subject to evolving regulatory requirements and will depend on the timing of the promulgation and enforcement of specific standards which impose requirements on the Company's operations. Therefore, the Company cannot assure you that material capital expenditures beyond those currently anticipated will not be required under environmental laws.

#### *Potential Liabilities*

The Company's operations involve the handling, transportation and use of numerous hazardous substances. From time to time, these operations may result in violations under environmental laws including spills or other releases of hazardous substances into the environment. In the event of a catastrophic incident, the Company could incur material costs or experience interruption in its operations as a result of addressing the incident and implementing measures to prevent such incidents in the future. Currently, the Company is aware of the following matters:

The Texas Commission on Environmental Quality (the "TCEQ," formerly the Texas Natural Resource Conservation Commission or TNRCC) has issued certain notices of violation relating to air emissions and wastewater issues at the Company's Port Neches, Texas facility. The Company and the TCEQ have reached a tentative settlement on penalties totaling \$352,250, less than \$100,000 of which is allocable to the Company's PO/MTBE facility at Port Neches. The settlement will be reviewed by the TCEQ on May 29, 2003, and it is anticipated that it will be approved. Although management does not anticipate it, it is possible that the terms of an air permit, which the Company applied for as a result of the settlement, may cause it to incur costs related to equipment serving this plant and others in the vicinity that could be material.

On October 6, 2002, a leak of sulphuric acid from two tanks located near the Company's Whitehaven, U.K. plant was discovered. About 342 to 347 tonnes of acid were released onto the ground and into the soil near the tanks. Although the Company took immediate steps to contain the

spillage and recover acid, a quantity of acid reached a nearby beach via a geological fault. The Company believes the tanks were not owned by the Company; however, it did own the acid in the tanks. The EA and the Health and Safety Executive (the "HSE") are investigating the incident, and the HSE has issued three Improvement Notices requiring corrective action. Although the Company can give no assurances, based on currently available information and its understanding of similar investigations and penalties in the past, the Company believes that, if any charges are brought or additional corrective action orders issued and the Company is ultimately found to be legally responsible, the probable penalties would not be material to its financial position or results of operations.

The Company is aware that there is or may be soil or groundwater contamination at some of its facilities resulting from past operations. Based on available information and the indemnification rights (including indemnities provided by Huntsman Specialty, ICI, Rhodia S.A. and The Dow Chemical Company, for the facilities that each of them transferred to the Company), the Company believes that the costs to investigate and remediate known contamination will not have a material adverse effect on its financial condition, results of operations or cash flows; however, it cannot give any assurance that such indemnities will fully cover the costs of investigation and remediation, that it will not be required to contribute to such costs or that such costs will not be material.

By letter dated March 6, 2003, the Company's subsidiary, Huntsman Ethylenamines Ltd., was notified by the TCEQ of a probable enforcement action arising out of the inspection of the Freeport, Texas facility on December 16-19, 2002. Seven types of violations relating to Texas Clean Air Act requirements were cited. No penalty demand has yet been made by the TCEQ, although penalties are expected.

The Company has established financial reserves relating to environmental restoration and remediation programs, which the Company believes are sufficient for known requirements. Liabilities are recorded when site restoration and environmental remediation and clean-up obligations are either known or considered probable and can be reasonably estimated. These liabilities are based upon all available facts, existing technology, past experience and cost-sharing arrangements (as to which, the Company considers the viability of other parties). A total of approximately \$24 million has been accrued related to environmental matters as of March 31, 2003. The Company does not anticipate that, as a result of compliance with current environmental laws and regulations, any future costs in excess of those that have been accrued by the Company will be material to its results of operations or financial position. However, given the nature of the Company's business, violations of environmental laws may result in restrictions imposed on its operating activities, substantial fines, penalties, damages or other costs, any of which could have a material adverse effect on its business, financial condition, results of operations or cash flows.

#### *MTBE Developments*

The presence of MTBE in some groundwater supplies in California and other states (primarily due to gasoline leaking from underground storage tanks) and in surface water (primarily from recreational watercraft) has led to public concern about MTBE's potential to contaminate drinking water supplies. Heightened public awareness regarding this issue has resulted in state, federal and foreign initiatives to rescind the federal oxygenate requirements for reformulated gasoline or restrict or prohibit the use of MTBE in particular. For example, the California Air Resources Board adopted regulations that would prohibit the addition of MTBE to gasoline as of January 1, 2004. Certain other states have also taken actions to restrict or eliminate the future use of MTBE. In connection with the proposed ban, the State of California requested that the U.S. Environmental Protection Agency (the "EPA") waive the federal oxygenated fuels requirements of the federal Clean Air Act for gasoline sold in California. The EPA denied the State's request on June 12, 2001. Certain of the state bans have been challenged in court as

unconstitutional (in light of the Clean Air Act). The Company is unable to predict what the short- and long-term effects of these matters will be.

Bills have been introduced in the U.S. Congress to accomplish similar goals of curtailing or eliminating the oxygenated fuels requirements in the Clean Air Act, or of curtailing MTBE use. To date, no such legislation has become law. Whether a ban or substantial restrictions on MTBE use will become law in the future is unknown at this time.

In addition, on March 20, 2000, the EPA announced its intention, through an advanced notice of proposed rulemaking, to phase out the use of MTBE under authority of the federal Toxic Substances Control Act. In its notice, the EPA also called on the U.S. Congress to restrict the use of MTBE under the Clean Air Act. Any phase-out of or future regulation of MTBE in California (in which a significant amount of MTBE is consumed), in other states, or nationally may result in a significant reduction in demand for MTBE and may result in a material loss in revenues or material costs or expenditures.

In Europe, the European Union (the "EU") issued a final risk assessment report on MTBE on September 20, 2002. While no ban of MTBE was recommended, several risk reduction measures relating to storage and handling of MTBE-containing fuel were recommended. Separate from EU action, Denmark entered into a voluntary agreement with refiners to reduce the sale of MTBE in Denmark. Under the agreement, use of MTBE in 92- and 95-octane gasoline in Denmark ceased by May 1, 2002; however, MTBE will still be an additive in a limited amount of 98-octane gasoline sold in about 100 selected service stations in Denmark.

In the event that there should be a phase-out of MTBE in the United States, the Company believes it will be able to export MTBE to Europe or elsewhere or use its co-product tertiary butyl alcohol ("TBA") to produce saleable products other than MTBE. The Company believes that its low production costs at its PO/MTBE facility will put it in a favorable position relative to other higher cost sources (primarily, on-purpose manufacturing). If the Company opts to produce products other than MTBE, necessary modifications to its facilities may require significant capital expenditures and the sale of the other products may produce a materially lower level of cash flow than the sale of MTBE.

Furthermore, the Company cannot give any assurance that it will not be named in litigation relating to the environmental effects of MTBE or that such litigation will not have a material adverse effect on the Company's business, financial condition, results of operations or cash flows.

## 17. Operating Segment Information

The Company derives its revenues, earnings and cash flows from the manufacture and sale of a wide variety of differentiated and commodity chemical products. The Company has four reportable operating segments: Polyurethanes, Performance Products, Pigments and Base Chemicals.

The major products of each reportable operating segment are as follows:

Segment	Products
Polyurethanes	MDI, TDI, TPU, polyols, aniline, PO, TBA and MTBE
Performance Products	Surfactants, ethyleneamines and other performance chemicals
Pigments	Titanium dioxide
Base Chemicals	Ethylene, propylene, benzene, cyclohexane and paraxylene

Sales between segments are generally recognized at external market prices. For the three months ended March 31, 2003 and 2002, sales to Imperial Chemical Industries PLC ("ICI") and its affiliates accounted for approximately 6% and 6%, respectively, of consolidated revenues.

The net sales, operating income and EBITDA for each of the Company's reportable operating segments are as follows (dollars in millions):

	Three Months Ended March 31, 2003	Three Months Ended March 31, 2002
<b>Net Sales</b>		
Polyurethanes	\$ 554.9	\$ 463.7
Performance Products	161.1	136.4
Pigments	246.1	202.2
Base Chemicals	372.2	213.6
Eliminations	(36.6)	(18.0)
<b>Total</b>	<b>\$ 1,297.7</b>	<b>\$ 997.9</b>
<b>Operating Income (Loss)</b>		
Polyurethanes	\$ 4.3	\$ 54.5
Performance Products	(0.6)	4.7
Pigments	13.1	(0.1)
Base Chemicals	14.5	(16.2)
Unallocated and other	(13.8)	(15.0)
<b>Total</b>	<b>17.5</b>	<b>27.9</b>
Non-operating expense	(11.8)	(3.2)
Depreciation and amortization	69.0	59.2
<b>EBITDA(1)</b>	<b>\$ 74.7</b>	<b>\$ 83.9</b>
<b>Segment EBITDA</b>		
Polyurethanes	\$ 40.2	\$ 87.2
Performance Products	2.3	6.9
Pigments	28.9	10.9
Base Chemicals	26.5	(7.5)
Unallocated and other(2)	(23.2)	(13.6)
<b>Total</b>	<b>\$ 74.7</b>	<b>\$ 83.9</b>

(1) EBITDA is defined as earnings from continuing operations before interest, depreciation and amortization and taxes.

(2) EBITDA from unallocated and other items includes unallocated corporate overhead, loss on sale of accounts receivable, foreign exchange gains or losses and other non-operating income (expense).

## 18. Recent Events

### *Purchase of Membership Interests*

On May 9, 2003, HMP issued senior discount notes (the "HMP Senior Discount Notes"), with warrants to purchase 12% of HMP's fully diluted common stock as of such date. HMP used the proceeds to exercise an option that it held and purchased the 30% membership interest in the Company held indirectly by ICI. HMP also used the proceeds to complete the purchase of the senior subordinated reset discount notes due 2009 of the Company that were originally issued to ICI (the "B Notes"). The B Notes held by HMP will remain outstanding. In addition, HMP used such proceeds to acquire the approximately 9% of the membership interests in the Company from institutional investors. Accordingly, HMP directly owns 40% of the membership interests of the Company and the B Notes.

HMP indirectly owns the remaining 60% of the Company through its ownership of all of the equity of Huntsman LLC.

As a result of HMP's purchase of the Company's membership interests from ICI, the put option arrangements between Huntsman Specialty and ICI have been effectively terminated.

Huntsman Specialty has pledged a total of 60% of the memberships interests in the Company as collateral under the Huntsman LLC senior secured credit facilities. HMP has separately pledged all of its assets, including the remaining 40% membership interests in the Company, the B Notes and the 100% interest in Huntsman LLC, as collateral under the HMP Senior Discount Notes.

#### *Amendment of HI Credit Facilities*

On February 7, 2003, HI amended the HI Credit Facilities. The amendments resulted in, among other things, changes to certain financial covenants, including the "Interest Coverage Ratio" and "Leverage Ratio" covenants, through the second quarter of 2004.

On April 9, 2003, HI amended the HI Credit Facilities to allow prepayment of the next 16 months of amortization with proceeds raised in its \$150 million note offering.

#### *2003 Senior Notes Offering*

On April 11, 2003, HI sold \$150 million in aggregate principal amount of 9.875% Senior Notes due 2009 in a transaction exempt from the registration requirements of the Securities Act of 1933. The offering was priced at 105.25% plus accrued interest from March 1, 2003. HI used approximately \$26 million of the net proceeds to repay part of the revolving portion of the HI Credit Facilities. The balance of the net proceeds was used primarily to prepay the next 16 months of scheduled amortization due under the term portion of the HI Credit Facilities.

#### *Continued Cost Reduction Initiatives*

On March 11, 2003, the Company announced that, in its Polyurethanes segment, it is integrating its global flexible products division into its global derivatives division and recorded a charge of \$17.1 million in the first quarter 2003. This charge relates to a portion of an overall corporate cost reduction program that is expected to be implemented and recorded throughout 2003. This \$17.1 million charge represents severance and is included in accrued liabilities.

#### *Possible Transaction Involving Vantico*

The Company's parent companies, HMP and Huntsman Holdings, and MatlinPatterson are involved in a proposed restructuring of Vantico Group S.A. and its subsidiaries (collectively, "Vantico"), a leading European based global epoxy resin producer providing solutions in the fields of innovative coatings, structural composites, adhesives, tooling materials, and electric and electronic insulation. If the proposed restructuring occurs, Vantico would become an affiliate of the Company, but the Company will not own any securities of Vantico and will not be required to make any cash contributions to Vantico. The Company and its affiliates (including HI) may enter into arms-length contractual arrangements with Vantico regarding management, technology and commercial matters, and certain of the current employees of the Company and its affiliates may assume senior positions at Vantico.

#### *Chinese MDI Joint Venture*

In January 2003, the Company entered into a joint venture agreement to build an MDI manufacturing plant near Shanghai, China with BASF and three Chinese chemical companies. A feasibility study for the project has been approved by the appropriate Chinese authorities, preliminary engineering work has commenced and a business license was issued on March 7, 2003.

**REPORT OF INDEPENDENT REGISTERED PUBLIC ACCOUNTING FIRM**

**To the Board of Managers and Members of  
Huntsman International Holdings LLC**

We have audited the accompanying consolidated balance sheets of Huntsman International Holdings LLC and subsidiaries (the "Company") as of December 31, 2002 and 2001, and the related consolidated statements of operations and comprehensive loss, members' equity, and cash flows for each of the three years in the period ended December 31, 2002. These financial statements and financial statement schedule are the responsibility of the Company's management. Our responsibility is to express an opinion on these financial statements and financial statement schedule based on our audits.

We conducted our audits in accordance with the standards of the Public Company Accounting Oversight Board (United States). Those standards require that we plan and perform the audit to obtain reasonable assurance about whether the financial statements are free of material misstatement. An audit includes examining, on a test basis, evidence supporting the amounts and disclosures in the financial statements. An audit also includes assessing the accounting principles used and significant estimates made by management as well as evaluating the overall financial statement presentation. We believe that our audits provide a reasonable basis for our opinion.

In our opinion, such consolidated financial statements present fairly, in all material respects, the financial position of Huntsman International Holdings LLC and subsidiaries at December 31, 2002 and 2001 and the results of their operations and their cash flows for each of the three years in the period ended December 31, 2002 in conformity with accounting principles generally accepted in the United States of America.

As discussed in Note 2 to the consolidated financial statements, the Company adopted Statement of Financial Accounting Standards, No. 142 effective January 1, 2002 and changed its method of accounting for derivative financial instruments effective January 1, 2001, to conform to Statement of Financial Accounting Standards No. 133, as amended.

As discussed in Note 23, the accompanying consolidated statements of cash flows have been restated.

/s/ DELOITTE & TOUCHE LLP

Salt Lake City, Utah  
February 28, 2003,  
November 23, 2004 as to Note 23

## HUNTSMAN INTERNATIONAL HOLDINGS LLC AND SUBSIDIARIES

## Consolidated Balance Sheets

(Millions of Dollars)

	December 31, 2002	December 31, 2001
<b>ASSETS</b>		
<b>Current assets:</b>		
Cash and cash equivalents	\$ 75.4	\$ 83.9
Accounts and notes receivables (net of allowance for doubtful accounts of \$14.5 and \$15.2, respectively)	467.9	501.6
Inventories	561.3	501.4
Prepaid expenses	22.0	10.7
Deferred income taxes	31.2	—
Other current assets	75.4	47.4
<b>Total current assets</b>	<b>1,233.2</b>	<b>1,145.0</b>
Property, plant and equipment, net	3,071.1	2,839.5
Investment in unconsolidated affiliates	133.9	147.0
Intangible assets, net	273.3	332.1
Other noncurrent assets	332.6	362.9
<b>Total assets</b>	<b>\$ 5,044.1</b>	<b>\$ 4,826.5</b>
<b>LIABILITIES AND EQUITY</b>		
<b>Current liabilities:</b>		
Accounts payable	\$ 314.8	\$ 266.7
Accrued liabilities	523.8	496.7
Current portion of long-term debt	43.9	5.3
Deferred income taxes	—	5.7
Other current liabilities	29.6	62.4
<b>Total current liabilities</b>	<b>912.1</b>	<b>836.8</b>
Long-term debt	3,420.6	3,234.4
Deferred income taxes	215.1	262.6
Other noncurrent liabilities	158.3	131.9
<b>Total liabilities</b>	<b>4,706.1</b>	<b>4,465.7</b>
<b>Minority interests</b>	<b>0.1</b>	<b>7.8</b>
<b>Commitments and contingencies (Notes 17 and 18)</b>		
<b>Equity:</b>		
Members' equity, 1,000 units	565.5	565.5
Retained earnings	(80.2)	(11.7)
Accumulated other comprehensive loss	(147.4)	(200.8)
<b>Total equity</b>	<b>337.9</b>	<b>353.0</b>
<b>Total liabilities and equity</b>	<b>\$ 5,044.1</b>	<b>\$ 4,826.5</b>

See accompanying notes to consolidated financial statements.

HUNTSMAN INTERNATIONAL HOLDINGS LLC AND SUBSIDIARIES

Consolidated Statements of Operations and Comprehensive Income (Loss)

(Millions of Dollars)

	Year Ended December 31, 2002	Year Ended December 31, 2001	Year Ended December 31, 2000
<b>Revenues:</b>			
Trade sales	\$ 4,159.9	\$ 4,178.2	\$ 3,940.8
Related party sales	333.7	376.0	464.5
Tolling fees	24.5	21.0	42.6
<b>Total revenues</b>	<b>4,518.1</b>	<b>4,575.2</b>	<b>4,447.9</b>
<b>Cost of goods sold</b>	<b>3,902.7</b>	<b>3,990.1</b>	<b>3,705.4</b>
<b>Gross profit</b>	<b>615.4</b>	<b>585.1</b>	<b>742.5</b>
<b>Expenses:</b>			
Selling, general and administrative	325.0	302.9	259.5
Research and development	54.6	62.5	59.3
Restructuring and plant closing costs	7.7	46.6	—
<b>Total expenses</b>	<b>387.3</b>	<b>412.0</b>	<b>318.8</b>
<b>Operating income</b>	<b>228.1</b>	<b>173.1</b>	<b>423.7</b>
Interest expense	(335.6)	(323.4)	(308.5)
Interest income	1.6	3.4	4.9
Loss on sale of accounts receivable	(5.5)	(12.8)	(1.9)
Other income (expense)	1.3	(2.0)	(3.2)
<b>Income (loss) before income taxes</b>	<b>(110.1)</b>	<b>(161.7)</b>	<b>115.0</b>
Income tax benefit (expense)	41.5	26.0	(30.2)
Minority interests in subsidiaries' income (loss)	0.1	(2.2)	(2.8)
<b>Income (loss) before accounting change</b>	<b>(68.5)</b>	<b>(137.9)</b>	<b>82.0</b>
Cumulative effect of accounting change	—	(1.5)	—
<b>Net income (loss)</b>	<b>(68.5)</b>	<b>(139.4)</b>	<b>82.0</b>
Other comprehensive income (loss)	53.4	(80.1)	(118.0)
<b>Comprehensive income (loss)</b>	<b>\$ (15.1)</b>	<b>\$ (219.5)</b>	<b>\$ (36.0)</b>

See accompanying notes to consolidated financial statements.

## HUNTSMAN INTERNATIONAL HOLDINGS LLC AND SUBSIDIARIES

## Consolidated Statements of Equity

(Millions of Dollars)

	Members' Equity		Retained Earnings	Accumulated Other Comprehensive Loss	Total
	Shares/ Units	Amount			
Balance, January 1, 2000	1,000	\$ 518.1	\$ 49.7	\$ (2.7)	\$ 565.1
Distribution to Holdings		—	(8.0)	—	(8.0)
Net income		—	82.0	—	82.0
Other comprehensive loss		—	—	(118.0)	(118.0)
Balance, December 31, 2000	1,000	518.1	123.7	(120.7)	521.1
Refund of distribution		—	4.0	—	4.0
Capital contribution due to modification of senior subordinated discount notes (Note 12)		47.4	—	—	47.4
Net loss		—	(139.4)	—	(139.4)
Other comprehensive loss		—	—	(80.1)	(80.1)
Balance, December 31, 2001	1,000	565.5	(11.7)	(200.8)	353.0
Net loss		—	(68.5)	—	(68.5)
Other comprehensive income		—	—	53.4	53.4
Balance, December 31, 2002	1,000	\$ 565.5	\$ (80.2)	\$ (147.4)	\$ 337.9

## HUNTSMAN INTERNATIONAL HOLDINGS LLC AND SUBSIDIARIES

## Consolidated Statements of Cash Flows

(Millions of Dollars)

	Year Ended December 31, 2002	Year Ended December 31, 2001	Year Ended December 31, 2000
	(As restated see Note 23)	(As restated see Note 23)	
<b>Cash Flows From Operating Activities:</b>			
Net income (loss)	\$ (68.5)	\$ (139.4)	\$ 82.0
Adjustments to reconcile net income (loss) to net cash provided by operating activities:			
Depreciation and amortization	256.2	227.1	203.6
Provision for losses on accounts receivable	4.1	2.8	2.2
Noncash restructuring and plant closing charges	6.1	7.8	—
Noncash interest expense	101.5	91.7	81.3
Deferred income taxes	(59.8)	(43.1)	6.3
Gain on foreign currency transactions	(29.5)	7.6	(8.2)
Loss on disposals of fixed assets	—	6.6	2.9
Minority interests in subsidiaries	(0.1)	2.2	2.8
Equity in earnings of investment in unconsolidated affiliates	(0.2)	(0.1)	(0.1)
Changes in operating assets and liabilities—net of effects of acquisitions:			
Accounts receivables	1.6	84.9	(106.7)
Change in receivables sold, net	99.7	5.1	175.0
Inventories	(12.6)	17.3	(118.9)
Prepaid expenses	(9.1)	4.5	0.3
Other current assets	(15.0)	1.7	(13.8)
Other noncurrent assets	(9.4)	10.3	(52.0)
Accounts payable	(0.5)	(106.7)	(27.1)
Accrued and other current liabilities	(70.2)	21.3	151.0
Other noncurrent liabilities	(16.2)	(10.5)	30.9
<b>Net cash provided by operating activities</b>	<b>178.1</b>	<b>191.1</b>	<b>411.5</b>
<b>Investing Activities:</b>			
Capital expenditures	(190.5)	(291.0)	(204.5)
Acquisition of businesses and minority interest	(9.0)	(209.5)	(149.6)
Net cash received from unconsolidated affiliates	8.0	11.3	7.5
Advances to unconsolidated affiliates	(3.3)	(2.5)	(9.0)
Proccds from sale of fixed assets	5.9	—	—
<b>Net cash used in investing activities</b>	<b>(188.9)</b>	<b>(491.7)</b>	<b>(355.6)</b>

(continued)

<b>Financing Activities:</b>			
Net borrowings under revolving loan facilities	\$ (43.6)	\$ 79.5	\$ 8.0
Issuance of senior and senior subordinated notes	300.0	233.2	—
Proceeds from other long-term debt	—	4.4	—
Repayment of long-term debt	(245.0)	(2.4)	(131.0)
Debt issuance costs	(10.3)	(6.5)	—
Refund of distribution from Holdings	—	4.0	—
Cash distribution to Holdings	—	—	(8.0)
	<u>1.1</u>	<u>312.2</u>	<u>(131.0)</u>
<b>Net cash provided by (used in) financing activities</b>			
	<u>1.2</u>	<u>6.2</u>	<u>2.3</u>
Effect of exchange rate changes on cash	1.2	6.2	2.3
	<u>(8.5)</u>	<u>17.8</u>	<u>(72.8)</u>
Increase (decrease) in cash and cash equivalents	(8.5)	17.8	(72.8)
Cash and cash equivalents at beginning of year	83.9	66.1	138.9
	<u>75.4</u>	<u>83.9</u>	<u>66.1</u>
Cash and cash equivalents at end of year	\$ 75.4	\$ 83.9	\$ 66.1

**Supplemental cash flow information:**

Cash paid for interest	235.0	222.2	234.6
Cash paid for income taxes	12.3	15.0	22.0

**Supplemental non-cash financing activities:**

The Company partially finances its property and liability insurance premiums. During the year ended December 31, 2002, the Company issued notes payable for approximately \$2.6 million and recorded prepaid insurance for the same amount, which will be amortized over the period covered.

See accompanying notes to consolidated financial statements.

## HUNTSMAN INTERNATIONAL HOLDINGS LLC AND SUBSIDIARIES

### NOTES TO CONSOLIDATED FINANCIAL STATEMENTS

#### 1. Basis of Presentation

Huntsman International Holdings LLC ("Holdings" or the "Company"), through its wholly owned subsidiary Huntsman International LLC ("Huntsman International"), is a global manufacturer and marketer of differentiated and commodity chemicals through its four principal businesses: Polyurethanes, Performance Products, Pigments and Base Chemicals.

Effective June 30, 1999, pursuant to a contribution agreement and ancillary agreements between Holdings, Huntsman Specialty Chemicals Corporation ("Huntsman Specialty"), Imperial Chemicals Industries PLC ("ICI") and Huntsman International, the Company acquired assets and stock representing ICI's polyurethane chemicals, selected petrochemicals (including ICI's 80% interest in the Wilton olefins facility) and titanium dioxide businesses and Huntsman Specialty's propylene oxide business. In addition, the Company also acquired the remaining 20% ownership interest in the Wilton olefins facility from BP Chemicals, Limited ("BP Chemicals").

Holdings is owned 60% by Huntsman Specialty, 30% by ICI and its affiliates, approximately 9% by institutional investors and approximately 1% by HMP Equity Holdings Corporation ("HMP").

##### *2001 Acquisition*

On March 31, 2001, the Company closed a definitive purchase agreement with an affiliate of Rhodia S.A. for the acquisition of the European surfactants business of Albright & Wilson, a subsidiary of Rhodia S.A., for approximately \$180 million.

##### *2000 Acquisition*

On August 31, 2000, the Company acquired the Morton global thermoplastic polyurethanes business from Rohm and Haas Company for an aggregate purchase price of \$120 million.

#### 2. Summary of Significant Accounting Policies

##### *Principles of Consolidation*

The consolidated financial statements of the Company include its majority owned subsidiaries. Intercompany transactions and balances are eliminated.

##### *Use of Estimates*

The preparation of financial statements in conformity with accounting principles generally accepted in the United States of America requires management to make estimates and assumptions that affect the reported amounts of assets and liabilities and disclosure of contingent assets and liabilities at the date of the financial statements and the reported amounts of revenues and expenses during the reporting period. Actual results could differ from those estimates.

##### *Cash Flow Information*

Highly liquid investments with an original maturity of three months or less when purchased are considered to be cash equivalents.

### ***Securitization of Accounts Receivable***

In September 2000, Statement of Financial Accounting Standards ("SFAS") No. 140, "*Accounting for Transfers and Servicing of Financial Assets and Extinguishments of Liabilities*," was issued. SFAS No. 140 provides consistent standards for distinguishing transfers of financial assets that are sales from those that are secured borrowings. The Company adopted SFAS No. 140 during the year ended December 31, 2001 as required. Adoption of the accounting requirements of this standard did not have a material impact on the statement of operations or financial position.

The Company securitizes certain trade receivables in connection with a revolving securitization program. The Company retains the servicing rights which are a retained interest in the securitized receivables. Losses are recorded on the sale and are based on the carrying value of the receivables as allocated between the receivables sold and the retained interests and their relative fair value at the date of the transfer. Retained interests are subsequently carried at fair value which is estimated based on the present value of expected cash flows, calculated using management's best estimates of key assumptions including credit losses and discount rates commensurate with the risks involved. For more information, see "Note 11—Securitization of Accounts Receivable" below.

### ***Inventories***

Inventories are stated at the lower of cost or market using the weighted average method.

### ***Property, Plant and Equipment***

Property, plant and equipment is stated at cost. Depreciation is provided utilizing the straight line method over the estimated useful lives of the assets ranging from 3 to 20 years. Upon disposal of assets, the cost and related accumulated depreciation are removed from the accounts and the resulting gain or loss is included in income. Of the total plant and equipment, approximately \$458 million is depreciated using the straight-line method on a group basis at a 5% composite rate. When capital assets representing complete groups of property are disposed of, the difference between the disposal proceeds and net book value is credited or charged to income. When miscellaneous assets are disposed of, the difference between asset costs and salvage value is charged or credited to accumulated depreciation.

Periodic maintenance and repairs applicable to major units of manufacturing facilities are accounted for on the prepaid basis by capitalizing the costs of the turnaround and amortizing the costs over the estimated period until the next turnaround. Normal maintenance and repairs of all other plant and equipment are charged to expense as incurred. Renewals, betterments and major repairs that materially extend the useful life of the assets are capitalized, and the assets replaced, if any, are retired.

Interest costs are capitalized as part of major construction projects. Interest expense capitalized as part of plant and equipment was \$10.5 million, \$9.3 million, and \$10.3 million for the years ended December 31, 2002, 2001 and 2000, respectively.

### ***Investment in Unconsolidated Affiliates***

Investments in companies in which the Company exercises significant influence, generally ownership interests from 20% to 50%, are accounted for using the equity method.

### ***Intangible Assets***

Intangible assets, which consist of patents, trademarks, technology and certain other agreements, are stated at their fair market values at the time of acquisition, and are amortized using the straight line method over their estimated useful lives of five to fifteen years or over the life of the related agreement.

### ***Carrying Value of Long-term Assets***

The Company evaluates the carrying value of long-term assets based upon current and anticipated undiscounted cash flows and recognizes an impairment when such estimated cash flows will be less than the carrying value of the asset. Measurement of the amount of impairment, if any, is based upon the difference between carrying value and fair value.

### ***Financial Instruments***

The carrying amount reported in the balance sheet for cash and cash equivalents, accounts receivable and accounts payable approximates fair value because of the immediate or short-term maturity of these financial instruments. The carrying value of the Company's senior credit facilities approximates fair value since they bear interest at a floating rate plus an applicable margin. The fair value of the Company's senior notes and senior subordinated discount notes approximate book value. The fair value of the Company's senior subordinated notes and senior discount notes was approximately \$893.7 million and \$212.6 million, respectively, at December 31, 2002. The fair value of the Company's senior subordinated and senior discount notes was approximately \$963.0 million and \$236.3 million, respectively, at December 31, 2001. The Company's senior discount notes are thinly traded.

### ***Derivatives and Hedging Activities***

Effective January 1, 2001, the Company adopted SFAS No. 133, "*Accounting for Derivative Instruments and Hedging Activities*." SFAS No. 133 requires that an entity recognize all derivative instruments as assets or liabilities in the balance sheet and measure those instruments at fair value. The accounting for the change in the fair value depends on the use of the instrument. The adoption of SFAS No. 133 resulted in a cumulative increase in net loss of \$1.5 million and a cumulative increase to accumulated other comprehensive loss of \$1.1 million. For more information, see "Note 13—Derivative Instruments and Hedging Activities."

### ***Income Taxes***

The Company and its U.S. subsidiaries are organized as limited liability companies. These entities are treated similar to a partnership for U.S. income tax purposes, and therefore are not subject to U.S. federal tax on their income. Subsidiaries outside the U.S. are generally taxed on the income generated in the local country.

Deferred income taxes are provided for temporary differences between financial statement income and taxable income using the asset and liability method in accordance with SFAS No. 109, "*Accounting for Income Taxes*." The Company does not provide for income taxes or benefits on the undistributed earnings of its international subsidiaries as earnings are reinvested and, in the opinion of management, will continue to be reinvested indefinitely.

### ***Environmental Expenditures***

Environmental related restoration and remediation costs are recorded as liabilities and expensed when site restoration and environmental remediation and cleanup obligations are either known or considered probable and the related costs can be reasonably estimated. Other environmental expenditures, which are principally maintenance or preventative in nature, are recorded when incurred and are expensed or capitalized as appropriate.

### ***Foreign Currency Translation***

Generally, the accounts of the Company's subsidiaries outside of the United States consider local currency to be functional currency. Accordingly, assets and liabilities are translated at rates prevailing at the balance sheet date. Revenues, expenses, gains and losses are translated at a weighted average rate for the period. Cumulative translation adjustments are recorded to equity as a component of accumulated other comprehensive income. Transaction gains and losses are recorded in the statement of operations and were net gains of \$48.3 million, \$4.8 million and \$8.2 million for the years ended December 31, 2002, 2001 and 2000, respectively.

### ***Revenue Recognition***

The Company generates revenues through sales in the open market, raw material conversion agreements and long-term supply contracts. The Company recognizes revenue when it is realized or realizable and earned, which is when the product is shipped to the customer.

### ***Research and Development***

Research and development costs are expensed as incurred.

### ***Earnings per Member Equity Unit***

Earnings per member equity unit is not presented because it is not considered meaningful information due to the Company's ownership by a single equity holder.

### ***Reclassifications***

Certain amounts in the consolidated financial statements for prior periods have been reclassified to conform with the current presentation.

### ***Recently Adopted Financial Accounting Standards***

On January 1, 2002, the Company adopted SFAS No. 142, "Goodwill and Other Intangible Assets." SFAS No. 142 changes the accounting for goodwill and intangible assets with indefinite lives from an amortization method to an impairment-only approach. Upon adoption of SFAS No. 142, the Company was required to reassess the useful lives of all acquired intangibles and perform an impairment test on goodwill. In the first quarter of 2002, the Company completed the assessment of useful lives and concluded that no adjustment to the amortization period of intangible assets was necessary.

The initial adoption of SFAS No. 142 had no impact on the Company's financial statements for the year ended December 31, 2002, as the Company has no goodwill.

On January 1, 2002, the Company adopted SFAS No. 144, "Accounting for the Impairment or Disposal of Long-Lived Assets." This statement establishes a single accounting model for the impairment or disposal of long-lived assets. The impact of adopting this pronouncement was not material.

### Recently Issued Financial Accounting Standards

In August 2001, the Financial Accounting Standards Board ("FASB") issued SFAS No. 143, *"Accounting for Asset Retirement Obligations"*. SFAS No. 143 addresses financial accounting and reporting for obligations associated with the retirement of tangible, long-lived assets and the associated asset retirement costs. This statement requires that the fair value of a liability for an asset retirement obligation be recognized in the period in which it is incurred by capitalizing it as part of the carrying amount of the long-lived assets. As required by SFAS No. 143, the Company will adopt this new accounting standard on January 1, 2003. The Company is currently evaluating the effects of adopting this pronouncement.

In April 2002, the FASB issued SFAS No. 145, *"Rescission of FASB Statements No. 4, 44 and 64, Amendment of FASB Statement No. 13, and Other Technical Corrections."* In addition to amending or rescinding pronouncements to make various technical corrections, clarify meanings or describe applicability, SFAS No. 145 precludes companies from recording gains or losses from extinguishment of debt as an extraordinary item. The Company was required to adopt this statement as of January 1, 2003. The adoption of SFAS No. 145 is not expected to have a material effect on our consolidated financial statements.

In June 2002, the FASB issued SFAS No. 146, *"Accounting for Costs Associated With Exit or Disposal Activities"*. SFAS No. 146 requires recording costs associated with exit or disposal activities at their fair values when a liability has been incurred. Under previous guidance, certain exit costs were accrued upon management's commitment to an exit plan, which is generally before an actual liability has been incurred. We will adopt this pronouncement in the first quarter of 2003. The adoption of SFAS No. 146 is not expected to have a material effect on the consolidated financial statements.

In January 2003, the FASB issued Financial Interpretation No. ("FIN") 45, *"Guarantor's Accounting and Disclosure Requirements for Guarantees, Including Guarantees of Indebtedness of Others."* FIN No. 45 requires recognition of a liability for the obligation undertaken upon issuing a guarantee. This liability would be recorded at the inception date of the guarantee and would be measured at fair value. The disclosure provisions of the interpretation are effective for the financial statements as of December 31, 2002. The liability recognition provisions apply prospectively to any guarantees issued or modified after December 31, 2002. The Company is currently evaluating the effects of adopting this statement.

### 3. Inventories

Inventories consist of the following (in millions):

	December 31, 2002	December 31, 2001
Raw materials	\$ 130.2	\$ 132.5
Work in progress	25.9	20.4
Finished goods	385.8	328.7
<b>Total</b>	<b>541.9</b>	<b>481.6</b>
Materials and supplies	19.4	19.8
<b>Net</b>	<b>\$ 561.3</b>	<b>\$ 501.4</b>

In the normal course of operations, the Company exchanges raw materials with other companies. No gains or losses are recognized on these exchanges, and the net open exchange positions are valued

at the Company's cost. The Company did not owe any inventory under open exchange agreements at December 31, 2002. The amount deducted from inventory under open exchange agreements owed by the Company at December 31, 2001 was \$4.4 million (16.7 million pounds of feedstock and products), which represented the amount payable by the Company under open exchange agreements.

#### 4. Property, Plant and Equipment

The cost and accumulated depreciation of property, plant and equipment are as follows (in millions):

	December 31, 2002	December 31, 2001
Land	\$ 42.9	\$ 36.3
Buildings	157.7	129.9
Plant and equipment	3,446.3	2,919.0
Construction in progress	172.7	231.4
<b>Total</b>	<b>3,819.6</b>	<b>3,316.6</b>
Less accumulated depreciation	(748.5)	(477.1)
<b>Net</b>	<b>\$ 3,071.1</b>	<b>\$ 2,839.5</b>

#### 5. Investments in Unconsolidated Affiliates

The Company's ownership percentage and investments in unconsolidated affiliates, primarily manufacturing joint ventures, are as follows (in millions):

	December 31, 2002	December 31, 2001
Louisiana Pigment Company, L.P. (50%)	\$ 131.4	\$ 139.8
Rubicon, Inc. (50%)	1.3	5.7
Others	1.2	1.5
<b>Total</b>	<b>\$ 133.9</b>	<b>\$ 147.0</b>

Summarized approximate financial information of such affiliated companies as a group as of December 31, 2002 and 2001 and for the years then ended is presented below (in millions):

	December 31, 2002	December 31, 2001
Assets	\$ 488.3	\$ 533.1
Liabilities	222.5	229.3
Revenues	651.3	681.4
Net income	0.4	0.5
The Company's equity in:		
Net assets	133.9	147.0
Net income	0.2	0.1

## 6. Intangible Assets

The gross carrying amount and accumulated amortization of intangible assets as of December 31, 2002 and 2001 were as follows (dollars in millions):

	December 31, 2002			December 31, 2001		
	Carrying Amount	Accumulated Amortization	Net	Carrying Amount	Accumulated Amortization	Net
Patents, trademarks, and technology	\$ 312.3	\$ 89.9	\$ 222.4	\$ 343.4	\$ 66.0	\$ 277.4
Non-compete agreements	49.1	30.9	18.2	50.1	24.3	25.8
Other intangibles	38.0	5.3	32.7	30.8	1.9	28.9
<b>Total</b>	<b>\$ 399.4</b>	<b>\$ 126.1</b>	<b>\$ 273.3</b>	<b>\$ 424.3</b>	<b>\$ 92.2</b>	<b>\$ 332.1</b>

Amortization expense for intangibles for the years ended December 31, 2002, 2001 and 2000 was \$33.9 million, \$33.0 million and \$26.3 million, respectively. Estimated future amortization expense for intangible assets through December 31, 2007 is as follows (dollars in millions):

	Annual Expense
2003 through 2004	\$ 46.7
2005 through 2007	\$ 38.1

## 7. Other Noncurrent Assets

Other noncurrent assets consist of the following (in millions):

	December 31, 2002	December 31, 2001
Prepaid pension assets	\$ 146.2	\$ 198.4
Debt issuance costs	54.5	57.2
Capitalized turnaround expense	47.6	33.0
Receivables from affiliates	18.6	16.7
Spare parts inventory	46.2	36.2
Other noncurrent assets	19.5	21.4
<b>Total</b>	<b>\$ 332.6</b>	<b>\$ 362.9</b>

## 8. Accrued Liabilities

Accrued liabilities consist of the following (in millions):

	December 31, 2002	December 31, 2001
Raw materials and services	\$ 217.7	\$ 212.7
Interest	61.3	59.1
Taxes (income, property and VAT)	41.4	18.4
Payroll, severance and related costs	67.4	49.7
Volume and rebates accruals	52.5	50.1
Restructuring and plant closing costs	7.1	31.3
Other miscellaneous accruals	76.4	75.4
<b>Total</b>	<b>\$ 523.8</b>	<b>\$ 496.7</b>

## 9. Other Noncurrent Liabilities

Other noncurrent liabilities consist of the following (in millions):

	December 31, 2002	December 31, 2001
Pension liabilities	\$ 82.3	\$ 54.6
Other postretirement benefits	10.8	10.4
Environmental accruals	19.3	22.9
Payable to affiliate	37.9	37.5
Other noncurrent liabilities	8.0	6.5
<b>Total</b>	<b>\$ 158.3</b>	<b>\$ 131.9</b>

## 10. Restructuring and Plant Closing Costs

The Company has incurred restructuring and plant closing costs totaling \$7.7 million and \$46.6 million for the years ended December 31, 2002 and 2001, respectively.

### 2002 Restructuring

During 2002, the Performance Products segment recorded \$4.6 million in charges which relate to restructuring and the write-down of fixed assets. Property, plant and equipment was reduced by \$3.0 million as a charge of \$1.4 million was recorded to write-down the assets at the surfactants plant in Alcover, Spain which was closed during 2002, and an additional \$1.6 million was recorded to write-down the assets of the Italy ETO plant and various closed sales offices. The remaining \$1.6 million are for other costs related to the restructuring.

In 2002, the Pigments segment recorded \$3.1 million in asset write-downs related to the closure of the Company's titanium dioxide manufacturing facility in Greatham, UK.

### 2001 Restructuring

During 2001, the Polyurethanes segment announced a cost reduction program which included closure of the Shepton Mallet, U.K. polyols manufacturing facility by the end of 2002 resulting in a charge of \$44.7 million. The program included reduction in workforce of approximately 270 employees at the Shepton Mallet facility and other locations. Approximately \$7.8 was recorded to write-down the fixed assets, \$36.1 for employee termination benefits and \$0.8 for other exit costs.

The Pigments segment recorded \$1.9 million in restructuring charges which related to a workforce reduction of approximately 50 employees.

The restructuring and plant closing costs were recorded in the following accounts: \$7.8 million in property, plant, and equipment, and \$38.8 million in accrued liabilities. At December 31, 2002 there remained \$7.1 million of these costs in accrued liabilities for workforce reductions and other exit costs.

## 11. Securitization of Accounts Receivable

On December 21, 2000, the Company initiated a five-year revolving securitization program under which certain trade receivables were and will be transferred to an off balance sheet special purpose entity at a discount. Under the terms of the agreements, the Company and its subsidiaries continue to service the receivables in exchange for a 1% fee of the outstanding receivables and is subject to recourse provisions. In 2000, proceeds from initial sales totaled approximately \$175 million. In October 2002, the Company expanded its accounts receivable securitization program by \$25 million. At

December 31, 2002, the special purpose entity had outstanding \$180 million in mid-term notes and \$100 million in commercial paper.

For the years ended December 31, 2002 and 2001, new sales totaled approximately \$3,220 million and \$3,132 million, respectively, and cash collections reinvested totaled approximately \$3,160 million and \$3,180 million, respectively. Servicing fees received were approximately \$3 million each year for the years 2002 and 2001, and are recorded as a reduction in the loss on sale of accounts receivable in the statements of operations. The retained interest in the receivables was approximately \$112 million and \$60 million, and as of December 31, 2002 and 2001, respectively. The value of the retained interest is subject to credit and interest rate risk.

The key economic assumptions used in valuing the residual interest at December 31, 2002 are presented below:

Weighted average life (in months)	2
Credit losses (annual rate)	Less than 1%
Discount rate (annual rate)	5%

A 10% and 20% adverse change in any of the key economic assumptions would not have a material impact on the fair value of the retained interest. Total receivables over 60 days past due as of December 31, 2002 and 2001 were \$11.2 million and \$15.6 million, respectively.

## 12. Long-term Debt

Long-term debt outstanding as of December 31, 2002 and 2001 is as follows (in millions):

	December 31, 2002	December 31, 2001
Senior Secured Credit Facilities:		
Revolving loan facility	\$ 67.0	\$ 110.6
Term A dollar loan	109.7	195.6
Term A euro loan (in U.S. dollar equivalent)	138.5	208.6
Term B loan	526.3	553.7
Term C loan	526.3	553.7
Senior Notes	300.0	—
Senior Subordinated Notes	1,076.8	1,003.1
Senior Discount Notes	381.8	335.5
Senior Subordinated Discount Notes	308.9	266.3
Other long-term debt	29.2	12.6
Subtotal	<b>3,464.5</b>	<b>3,239.7</b>
Less current portion	(43.9)	(5.3)
<b>Total</b>	<b>\$ 3,420.6</b>	<b>\$ 3,234.4</b>

### *Senior Secured Credit Facilities*

The revolving loan facility of up to \$400 million matures on June 30, 2005 with no scheduled commitment reductions. Both the term A dollar loan and the term A euro loan facilities mature on June 30, 2005 and are payable in semi-annual installments commencing December 31, 2003 with the amortization increasing over time. The term B loan facility matures on June 30, 2007 and the term C loan facility matures on June 30, 2008. The term B and term C loan facilities require payments in annual installments of \$5.48 million each, commencing June 30, 2004, with the remaining unpaid balances due on final maturity.

Interest rates for the Company's senior secured credit facilities (the "Senior Secured Credit Facilities") are based upon, at the Company's option, either a eurocurrency rate (libor) or a base rate (prime) plus the applicable spread. The applicable spreads vary based on a pricing grid, in the case of eurocurrency based loans, from 1.25% to 4.25% per annum depending on the loan facility and whether specified conditions have been satisfied and, in the case of base rate loans, from zero to 3.00% per annum. As of December 31, 2002, 2001 and 2000 the average interest rates on the Senior Secured Credit Facilities were 5.8%, 7.6% and 9.2%, respectively.

The obligations of Huntsman International under the Senior Secured Credit Facilities are supported by guarantees of the Company and Huntsman International's domestic and certain foreign subsidiaries (collectively the "Guarantors") as well as pledges of 65% of the voting stock of certain non-U.S. subsidiaries.

The Senior Secured Credit Facilities contain covenants relating to incurrence of debt, purchase and sale of assets, limitations on investments, affiliate transactions, change in control provisions and maintenance of certain financial ratios. The financial covenants include a leverage ratio, interest coverage ratio, minimum consolidated net worth level and a limit on capital expenditures. The Senior Secured Credit Facilities also limit the payment of dividends generally to the amount required by the members to pay income taxes. Management believes that the Company and Huntsman International are in compliance with the covenants of the Senior Secured Credit Facilities as of December 31, 2002.

Huntsman Specialty has an obligation to purchase ICI's 30% interest in Holdings (the "ICI 30% Interest") on or before July 1, 2003. In addition, HMP has an option to acquire the ICI 30% Interest on or before May 15, 2003, which was originally granted pursuant to an agreement with ICI (the "Option Agreement"). Concurrently, \$160 million was paid to ICI for the Company's senior subordinated discount notes due 2009 that were originally issued to ICI (the "B Notes"), subject to certain conditions including the obligation to make an additional payment of \$100 million plus accrued interest to ICI. The B Notes have been pledged to ICI as collateral security for such additional payment. The Huntsman Specialty obligation is secured by a lien on 30% of the outstanding membership interests in Holdings held by Huntsman Specialty (the "HIH Pledged Interest"). The Option Agreement does not terminate Huntsman Specialty's obligations to ICI. However, if HMP exercises the option, Huntsman Specialty's obligation would be effectively terminated. If HMP does not exercise the option, Huntsman Specialty would continue to be obligated to ICI. Accordingly, if neither HMP exercises its option nor Huntsman Specialty otherwise satisfies its obligation to ICI with respect to ICI's put right, ICI could foreclose on the Holdings Pledged Interest. Such a foreclosure would constitute a "change of control" and an event of default under the HI Credit Facilities and would give certain put rights to the holders of the HI Notes and the holders of the HIH Notes.

#### ***Senior Notes and Senior Subordinated Notes***

In March 2002, Huntsman International issued \$300 million 9.875% Senior Notes (the "Senior Notes"). Interest on the notes is payable semi-annually and the Senior Notes mature on March 1, 2009. The Senior Notes are fully and unconditionally guaranteed on a joint and several basis by the Guarantors. The Senior Notes may be redeemed, in whole or in part, at any time by Huntsman International prior to March 1, 2006 at 100% of the face value plus a "make whole" premium, as defined in the applicable indenture. After March 1, 2006, the Senior Notes may be redeemed, in whole or in part, at a redemption price decline from 104.937% to 100% after March 1, 2008.

The Company also has outstanding \$600 million and €450 million 10.125% Senior Subordinated Notes (the "Notes"). Interest on the Notes is payable semi-annually and the Notes mature on July 1, 2009. The Notes are fully and unconditionally guaranteed on a joint and several basis by the Guarantors. The Notes may be redeemed, in whole or in part, at any time by the Company on or after

July 1, 2004, at percentages ranging from 105% to 100% at July 1, 2007 of their face amount, plus accrued and unpaid interest.

The Senior Notes and the Notes contain covenants relating to the incurrence of debt, limitations on distributions, asset sales and affiliate transactions, among other things. They also contain a change of control provision requiring Huntsman International to offer to repurchase the Senior Notes and the Notes upon a change of control. Management believes that Huntsman International is in compliance with the covenants of the Senior Notes and the Notes as of December 31, 2002.

***Senior Discount Notes and Senior Subordinated Discount Notes***

On June 30, 1999, the Company issued Senior Discount Notes and Senior Subordinated Discount Notes (collectively, the "Discount Notes") to ICI with initial stated values of \$242.7 million and \$265.3 million, respectively. The Discount Notes are due December 31, 2009. Interest on the Senior Discount Notes will accrue at 13.375% per annum. The Senior Discount Notes are redeemable prior to July 2004 for an amount equal to the net present value of 106.688% of the projected July 1, 2004 accreted value and thereafter at stipulated redemption prices declining to 100% of accreted value in 2007. The Senior Subordinated Discount Notes had a stated rate of 8% that originally was to reset to a market rate in June 2002 and can be redeemed at 100% of accreted value at any time until June 30, 2004. On December 21, 2001, the Company and ICI agreed to modify the terms of the Senior Subordinated Discount Notes, including deferring the reset date until September 2004. For financial reporting purposes, the Senior Subordinated Discount Notes were initially recorded at their estimated fair value of \$224 million based upon prevailing market rates at June 30, 1999. Interest on the Discount Notes is paid in kind. The Senior Discount Notes contain limits on the incurrence of debt, restricted payments, liens, transactions with affiliates, and merger and sales of assets. As of December 31, 2002 and 2001, the Senior Discount Notes include \$139.1 million and \$92.8 million of accrued interest, respectively. As of December 31, 2002 and 2001, the Senior Subordinated Discount Notes include \$83.8 million and \$57.4 million of accrued interest, respectively, and \$40.2 million and \$56.4 million of discount, respectively.

On December 21, 2001 the Company and ICI agreed to modify the terms of the Senior Subordinated Discount Notes. The interest rate reset date was deferred until September 2004. The modification of the terms resulted in a significant decrease in the present value of the future cash flow of the debt and, as a result, the debt was treated effectively as an extinguishment and reissuance of the debt. The debt was recorded using a 16% interest rate, the estimated market rate for the debt as of December 20, 2001. The reduction in the debt of \$47.4 million has been reflected as a capital contribution as the debt was held by a related party.

The scheduled maturities of long-term debt are as follows (in millions):

	December 31, 2002
2003	43.9
2004	148.6
2005	156.2
2006	12.9
2007	517.1
Later Years	2,585.8
	<hr/>
	\$ 3,464.5

### 13. Derivative Instruments and Hedging Activities

The Company is exposed to market risks, such as changes in interest rates, currency exchange rates and commodity pricing. As a result, the Company enters into transactions including derivative instruments to manage these risks. The overall risk management philosophy of the Company is to manage the downside risks of these activities. Primary goals of the Company's risk management activities include: (1) reducing the impact of fluctuations in variable interest rates and meeting the requirements of certain credit agreements; (2) reducing the short-term impact from certain movements in foreign exchange rates on earnings; (3) reducing the variability in the purchase price of certain feedstocks; and (4) hedging the net investment position in euro functional currency entities.

#### Interest Rate Hedging

Through the Company's borrowing activities, it is exposed to interest rate risk. Such risk arises due to the structure of the Company's debt portfolio, including the duration of the portfolio and the mix of fixed and floating interest rates. The Company's senior credit facilities require that a certain portion of debt be at fixed rates through either interest rate hedges or through other means that provide a similar effect. Actions taken to reduce interest rate risk include managing the mix and rate characteristics of various interest bearing liabilities as well as entering into interest rate swaps, collars and options.

As of December 31, 2002 and 2001, the Company had entered into various types of interest rate contracts to manage its interest rate risk on its long-term debt as indicated below (in millions):

	December 31, 2002		December 31, 2001	
<b>Pay fixed swaps</b>				
Notional amount	\$	202.4	\$	319.2
Fair value	\$	(11.8)	\$	(12.7)
Weighted average pay rate		5.72%		5.84%
Maximum weighted average pay rate		6.62%		6.55%
Maturing		2004		2002-2004
<b>Interest rate collars</b>				
Notional amount	\$	150.0	\$	275.0
Fair value	\$	(11.6)	\$	(8.3)
Weighted average cap rate		7.00%		7.00%
Weighted average floor rate		5.08%		5.35%
Maximum weighted average floor rate		6.25%		6.12%
Maturing		2004		2002-2004

The Company purchases both interest rate swaps and interest rate collars to reduce the impact of changes in interest rates on its floating-rate long-term debt. Under interest rate swaps, the Company agrees with other parties to exchange, at specified intervals, the difference between fixed-rate and floating-rate interest amounts calculated by reference to an agreed notional principal amount. The collars entitle the Company to receive from the counterparties (major banks) the amounts, if any, by which the Company's interest payments on certain of its floating-rate borrowings exceed a certain rate, and require the Company to pay to the counterparties (major banks) the amount, if any, by which the Company's interest payments on certain of its floating-rate borrowings are less than a certain rate.

The majority of the interest rate contracts have been designated as cash flow hedges of future interest payments on its variable rate debt. The fair value of these interest rate contracts designated as hedges as of December 31, 2002 and 2001 was a loss of approximately \$15.6 million and \$13.4 million, respectively, which is recorded in other noncurrent liabilities and in accumulated other comprehensive income (loss) to the extent of the effective portions of the hedging instruments. Gains and losses related to these contracts will be reclassified from other comprehensive income (loss) into earnings in

the periods in which the related hedged interest payments are made. As of December 31, 2002, losses of approximately \$9.8 million are expected to be reclassified into earnings over the next twelve months. Gains and losses on these agreements, including amounts recorded related to hedge ineffectiveness, are reflected as interest expense in the statement of operations. A net loss of \$4.2 million was recorded in interest expense in the year ended December 31, 2002. A net gain of \$2.9 million was recorded in interest expense in the year ended December 31, 2001.

As of December 31, 2002 and 2001 swap agreements with a fair value liability of \$7.8 million and \$7.6 million, respectively have not been designated as a hedge for financial reporting purposes. Accordingly, \$0.2 million and \$7.6 million for the years ended December 31, 2002 and 2001 is recognized in interest expense.

The Company is exposed to credit losses in the event of nonperformance by a counterparty to the derivative financial instruments. The Company anticipates, however, that the counterparties will be able to fully satisfy their obligations under the contracts. Market risk arises from changes in interest rates.

#### ***Foreign Currency Rate Hedging***

The Company may enter into foreign currency derivative instruments to minimize the short-term impact of movements in foreign currency rates. These contracts are not designated as hedges for financial reporting purposes and are recorded at fair value. As of December 31, 2002, there was a notional amount of \$1.8 million outstanding for such contracts. At December 31, 2001, there were no outstanding contracts. During the years ended December 31, 2002 and 2001, the Company recognized losses of \$0.1 million and \$3.0 million, respectively, from these activities.

#### ***Commodity Price Hedging***

Because feedstocks used by the Company are subject to price volatility, the Company uses commodity futures and swaps to reduce the risk associated with certain of these feedstocks. These instruments are designated as cash flow hedges of future inventory purchases and fair value hedges of inventory currently held and trading activities. The mark-to-market gains and losses of qualifying cash flow hedges are recorded as a component of other comprehensive income until the underlying transactions are recognized in earnings. The mark-to-market gains and losses of non-qualifying, excluded and ineffective portions of hedges are recorded in cost of goods sold in the accompanying statement of operations. For the year ended December 31, 2002, there were no gains or losses on derivatives qualifying as cash flow hedges. As of December 31, 2002, the fair value of all commodity derivatives included in other current liabilities was \$0.8 million. For the year ended December 31, 2001, the net losses on derivatives qualifying as cash flow hedges were \$0.9 million and were recorded in other comprehensive income. As of December 31, 2001 the fair value of all commodity derivatives included as other current assets and current liabilities was \$1.0 million and \$1.1 million, respectively.

During the year ended December 31, 2002 and 2001, the Company recorded \$3.5 million and \$11.1 million, respectively, as an increase in cost of goods sold related to net losses from settled contracts and the change in fair value (unrealized gains and losses) on the contracts that are effective economic hedges of commodity price exposures, but do not meet the SFAS No. 133 definition of hedging instruments. As of December 31, 2002, \$0.8 million and \$0.2 million, were included in other current assets and liabilities, respectively. As of December 31, 2001, \$2.0 million and \$1.0 million were included in other current assets and liabilities, respectively.

## Net Investment Hedging

The Company hedges its net investment position in euro functional currency entities. To accomplish this, a portion of the Company's debt is euro denominated and designated as a hedge of net investments. Currency effects of these hedges produced net losses of approximately \$95.9 million and net gains of approximately \$19.5 million, in other comprehensive income (foreign currency translation adjustments) for the years ended December 31, 2002 and 2001, respectively. As of December 31, 2002 and 2001, there was a cumulative net loss of approximately \$32.7 million and a cumulative net gain of approximately \$63.2 million, respectively.

### 14. Income Taxes

The income (loss) before income tax consists of the following (in millions):

	Year Ended December 31, 2002	Year Ended December 31, 2001	Year Ended December 31, 2000
U.S. income (loss)	\$ 12.2	\$ (116.0)	\$ (15.2)
Foreign income (loss)	(122.3)	(45.7)	130.2
<b>Total</b>	<b>\$ (110.1)</b>	<b>\$ (161.7)</b>	<b>\$ 115.0</b>

The provision (benefit) for income taxes consists of the following (in millions):

	Year Ended December 31, 2002	Year Ended December 31, 2001	Year Ended December 31, 2000
<b>U.S.:</b>			
Current	\$ 1.4	\$ 0.4	\$ 0.4
Deferred	—	—	—
<b>Foreign:</b>			
Current	16.9	16.7	23.5
Deferred	(59.8)	(43.1)	6.3
<b>Total</b>	<b>\$ (41.5)</b>	<b>\$ (26.0)</b>	<b>\$ 30.2</b>

The following schedule reconciles the differences between the United States federal income taxes at the United States statutory rate to the Company's provision (benefit) for income taxes (in millions):

	Year Ended December 31, 2002	Year Ended December 31, 2001	Year Ended December 31, 2000
Income taxes at U.S. federal statutory rate	\$ (38.6)	\$ (56.6)	\$ 40.3
Income not subject to U.S. federal income tax	8.0	40.5	9.4
State income taxes	0.4	0.4	0.3
Foreign country incentive tax benefits	(17.0)	(14.5)	(13.3)
Foreign country currency exchange gain (loss)	0.8	0.3	(4.4)
Foreign income tax rate in excess of federal statutory rate	8.8	4.4	0.4
Other	(3.9)	(0.5)	(2.5)
<b>Total</b>	<b>\$ (41.5)</b>	<b>\$ (26.0)</b>	<b>\$ 30.2</b>
<b>Effective income tax rate</b>	<b>38%</b>	<b>16%</b>	<b>26%</b>

The components of deferred tax assets and liabilities are as follows (in millions):

	December 31, 2002		December 31, 2001	
	Current	Long-term	Current	Long-term
<b>Deferred income tax assets:</b>				
Net operating loss carryforwards	\$ —	\$ 200.9	\$ —	\$ 122.5
Tax basis of plant and equipment in excess of book basis	—	38.9	—	38.7
Employee benefits	—	6.1	—	3.6
Other accruals and reserves	45.2	—	10.8	—
Valuation allowance	—	(10.1)	(6.5)	(22.7)
<b>Total</b>	<b>45.2</b>	<b>235.8</b>	<b>4.3</b>	<b>142.1</b>
<b>Deferred income tax liabilities:</b>				
Book basis of plant and equipment in excess of tax basis	—	(381.4)	—	(346.7)
Employee benefits	—	(69.5)	—	(58.0)
Other accruals and reserves	(14.0)	—	(10.0)	—
<b>Total</b>	<b>(14.0)</b>	<b>(450.9)</b>	<b>(10.0)</b>	<b>(404.7)</b>
<b>Net deferred tax asset (liability)</b>	<b>\$ 31.2</b>	<b>\$ (215.1)</b>	<b>\$ (5.7)</b>	<b>\$ (262.6)</b>

The Company has net operating loss carryforwards ("NOLs") of approximately \$622 million in various foreign jurisdictions. Most of the NOLs have no expiration date. The remaining NOLs begin to expire in 2006. If the valuation allowance is reversed, substantially all of the benefit will be allocated to reduce other noncurrent intangible assets. During 2002 and 2001, respectively, the Company reversed \$19.1 million and \$18.2 million of the valuation allowance and reduced goodwill by \$17.5 million and \$18.2 million, respectively.

The Company does not provide for income taxes or benefits on the undistributed earnings of its international subsidiaries as earnings are reinvested and, in the opinion of management, will continue to be reinvested indefinitely. In consideration of the Company's corporate structure, upon distribution of these earnings, certain of the Company's subsidiaries would be subject to both income taxes and withholding taxes in the various international jurisdictions. It is not practicable to estimate the amount of taxes that might be payable upon distribution.

The Company is treated as a partnership for U.S. federal income tax purposes and as such is generally not subject to U.S. income tax, but rather such income is taxed directly to the Company's owners. The net difference of the book basis of the U.S. assets and liabilities over the tax basis of those assets and liabilities is approximately \$377 million.

## 15. Other Comprehensive Income (loss)

The components of other comprehensive income (loss) are as follows (in millions):

	December 31, 2002		December 31, 2001		December 31, 2000		January 1, 2000
	Accumulated income (loss)	Income (loss)	Accumulated income (loss)	Income (loss)	Accumulated income (loss)	Income (loss)	Accumulated income (loss)
Foreign currency translation adjustments	\$ (38.5)	\$ 147.2	\$ (185.7)	\$ (65.0)	\$ (120.7)	\$ (118.0)	(2.7)
Additional minimum pension liability, net of tax of \$37.7 million	(88.1)	(88.1)	—	—	—	—	—
Additional minimum pension liability—unconsolidated affiliate	(5.4)	(5.4)	—	—	—	—	—
Unrealized loss on securities	(2.7)	(2.7)	—	—	—	—	—
Net unrealized loss on derivative instruments	(11.6)	2.4	(14.0)	(14.0)	—	—	—
Cumulative effect of accounting change	(1.1)	0.0	(1.1)	(1.1)	0.0	0.0	0.0
<b>Total</b>	<b>\$ (147.4)</b>	<b>\$ 53.4</b>	<b>\$ (200.8)</b>	<b>\$ (80.1)</b>	<b>\$ (120.7)</b>	<b>\$ (118.0)</b>	<b>(2.7)</b>

## 16. Employee Benefit Plans

### *Defined Benefit and Other Postretirement Benefit Plans*

The Company sponsors various contributory and non-contributory defined benefit pension plans covering employees in the U.S., the U.K., Netherlands, Belgium, Canada and a number of other countries. The Company funds the material plans through trust arrangements (or local equivalents) where the assets of the fund are held separately from the employer. The level of funding is in line with local practice and in accordance with the local tax and supervisory requirements. The plan assets consist primarily of equity and fixed income securities.

The Company also sponsors unfunded post-retirement benefit plans other than pensions which provide medical and life insurance benefits covering certain employees in the U.S. and Canada. In 2002, the healthcare trend rate used to measure the expected increase in the cost of benefits was assumed to be 11% per annum decreasing to 5.0% per annum after five years. In 2001, the healthcare trend rate used to measure the expected increase in the cost of benefits was assumed to be 8% per annum decreasing to 5% per annum after seven years.

The following table sets forth the funded status of the plans and the amounts recognized in the consolidated balance sheet at December 31, 2002 and 2001 (in millions):

	Year Ended December 31, 2002		Year Ended December 31, 2001	
	Defined Benefit Plans	Other Postretirement Benefit Plans	Defined Benefit Plans	Other Postretirement Benefit Plans
<b>Change in benefit obligation</b>				
Benefit obligation as of beginning of year	\$ 959.0	\$ 10.3	\$ 857.3	\$ 10.0
Service cost	34.1	0.4	28.9	0.3
Interest cost	56.4	0.7	52.4	0.6
Plan losses	1.8	0.8	20.4	1.4
Foreign exchange impact	124.3	—	(26.0)	(0.1)
Benefits paid	(42.1)	(0.6)	(27.3)	(0.6)
Employee contributions	2.4	—	2.0	—
Plan amendments	4.3	—	0.7	—
Acquisitions	—	—	50.3	—
Other	4.2	—	0.3	(1.3)
<b>Benefit obligation as of end of year</b>	<b>\$ 1,144.4</b>	<b>\$ 11.6</b>	<b>\$ 959.0</b>	<b>\$ 10.3</b>
<b>Change in plan assets</b>				
Market value of plan assets as of beginning of year	\$ 930.8	\$ —	\$ 1,001.4	\$ —
Actual return on plan assets	(129.3)	—	(80.4)	—
Company contributions	34.4	—	20.9	—
Foreign exchange impact	110.3	—	(31.9)	—
Benefits paid	(41.8)	—	(26.7)	—
Employee contributions	2.4	—	2.0	—
Acquisitions	0.5	—	44.4	—
Other	0.6	—	1.1	—
<b>Market value of plan assets as of end of year</b>	<b>\$ 907.9</b>	<b>\$ —</b>	<b>\$ 930.8</b>	<b>\$ —</b>
<b>Funded status</b>				
Funded status	\$ (236.5)	\$ (11.6)	\$ (28.2)	\$ (10.3)
Unrecognized net actuarial loss	427.1	2.4	194.8	1.6
Unrecognized prior service cost	5.8	(1.6)	5.1	(1.7)
Adjustment to recognize minimum pension liability in other comprehensive income	(131.5)	—	—	—
<b>Accrued benefit cost</b>	<b>\$ 64.9</b>	<b>\$ (10.8)</b>	<b>\$ 171.7</b>	<b>\$ (10.4)</b>
<b>Change in funded status</b>				
Prepaid (accrued) expense as of beginning of year	\$ 171.7	\$ (10.4)	\$ 172.2	\$ (10.1)
Net periodic pension cost	(34.8)	(1.0)	(8.0)	(1.0)
Employer contributions	34.4	—	20.9	—
Foreign exchange impact	27.9	—	(6.9)	0.1
Benefits paid	0.6	0.6	0.5	0.6
Other items	(3.4)	—	(7.0)	—
Adjustment to recognize minimum pension liability in other comprehensive income	(131.5)	—	—	—
<b>Prepaid (accrued) expense as of end of year</b>	<b>\$ 64.9</b>	<b>\$ (10.8)</b>	<b>\$ 171.7</b>	<b>\$ (10.4)</b>
<b>Components of net periodic benefit cost</b>				
Service cost	\$ 36.4	\$ 0.5	\$ 31.0	\$ 0.3
Employee contributions	(2.4)	—	(2.1)	—
Interest cost	56.4	0.8	52.4	0.6
Return on plan assets	(67.5)	—	(73.4)	—
Unrecognized gains	11.9	(0.1)	0.1	0.1
<b>Net periodic cost</b>	<b>\$ 34.8</b>	<b>\$ 1.2</b>	<b>\$ 8.0</b>	<b>\$ 1.0</b>

The following assumptions were used in the above calculations:

	Year Ended December 31, 2002		Year Ended December 31, 2001	
	Defined Benefit Plans	Other Postretirement Benefit Plans	Defined Benefit Plans	Other Postretirement Benefit Plans
<b>Weighted-average assumptions as of December 31, 2002</b>				
Discount rate	5.51%	6.62%	5.74%	7.03%
Expected return on plan assets	7.00%	N/A	7.05%	N/A
Rate of compensation increase	3.39%	4.00%	3.46%	4.00%

The following table sets forth the projected benefit obligation, accumulated benefit obligation and fair value of plan assets for the defined benefit plans as of December 31, 2002 and 2001:

	December 31, 2002	December 31, 2001
<b>Defined benefit plans with accumulated benefit obligations in excess of plan assets:</b>		
Projected benefit obligation	\$ 765.4	\$ 65.2
Accumulated benefit obligation	616.3	48.6
Fair value of plan assets	544.8	25.1
<b>Defined benefit plans with plan assets in excess of accumulated benefit obligations:</b>		
Projected benefit obligation	\$ 379.0	\$ 893.9
Accumulated benefit obligation	341.7	781.3
Fair value of plan assets	363.1	904.7

In addition to the benefit plans described above, certain employees of Huntsman International participate in pension plans of Huntsman LLC. As of December 31, 2002 and 2001, an allocation of the pension liability of \$3.1 million and \$2.8 million, respectively, was recorded as other noncurrent liabilities.

#### ***Defined Contribution Plans***

The Company has defined contribution plans covering its domestic employees and employees in some foreign subsidiaries who have completed at least two years of service.

The Company's total combined expense for the above defined contribution plans for the years ended December 31, 2002, 2001 and 2000 were approximately \$6.1 million, \$6.3 million, and \$2.9 million, respectively.

#### **17. Commitments and Contingencies**

The Company has various purchase commitments for materials and supplies entered into in the ordinary course of business. These agreements extend from three to ten years and the purchase price is generally based on market prices subject to certain minimum price provisions.

The Company is a party to various proceedings instituted by private plaintiffs, governmental authorities and others arising under provisions of applicable laws, including various environmental, products liability and other laws. Based in part on the indemnities provided to the Company by ICI and Huntsman Specialty in connection with the transfer of businesses to the Company and insurance

coverage, management does not believe that the outcome of any of these matters will have a material adverse effect on financial condition or results of operations.

## **18. Environmental Matters**

The operation of any chemical manufacturing plant and the distribution of chemical products and their related production of by-products and wastes, entails risk of adverse environmental effects. As a result, the Company is subject to extensive federal, state, local and foreign laws, regulations, rules and ordinances relating to pollution, protection of the environment and the generation, storage, handling, transportation, treatment, disposal and remediation of hazardous substances and waste materials. In the ordinary course of business, the Company is subject to frequent environmental inspections and monitoring by governmental enforcement authorities. In addition, the Company's production facilities require operating permits that are subject to renewal, modification and, in certain circumstances, revocation. Actual or alleged violations of environmental laws or permit requirements could result in restrictions or prohibitions on plant operations, substantial fines and civil or criminal sanctions. Moreover, changes in environmental regulations could inhibit or interrupt the Company's operations, or require it to change its equipment or operations, and any such changes could have a material adverse effect on its businesses. Accordingly, given the Company's businesses, environmental or regulatory matters may cause us significant unanticipated losses, costs or liabilities.

Under some environmental laws, the Company may be jointly and severally liable for the costs of environmental contamination on or from its properties and at off-site locations where it disposed of or arranged for the disposal or treatment of hazardous wastes. For example, in the United States under the Comprehensive Environmental Response, Compensation and Liability Act of 1980, as amended, and similar state laws, a current owner or operator of real property may be liable for such costs regardless of whether the owner or operator owned or operated the real property at the time of the release of the hazardous substances and regardless of whether the release or disposal was in compliance with law at the time it occurred. In addition, under the United States Resource Conservation and Recovery Act of 1976, as amended, and similar state laws, as the holder of permits to treat or store hazardous wastes, the Company may, under some circumstances, be required to remediate contamination at its properties regardless of when the contamination occurred. Similar laws are being developed or are in effect to varying degrees in other parts of the world, most notably in the EU. For example, in the U.K., the contaminated land regime now provides a detailed framework for the identification, management and remediation of contaminated sites. This law will likely increase governmental scrutiny of the Company's U.K. facilities.

The Company may also incur future costs for capital improvements and general compliance under environmental laws, including costs to acquire, maintain and repair pollution control equipment. Capital expenditures are planned, for example, under national legislation implementing the EU Directive on Integrated Pollution Prevention and Control. Under this directive the majority of the Company's European plants will, over the next few years, be required to obtain governmental authorizations which will regulate air and water discharges, waste management and other matters relating to the impact of operations on the environment, and to conduct site assessments to evaluate environmental conditions. Although the implementing legislation in most Member States is not yet in effect, it is likely that additional expenditures may be necessary in some cases to meet the requirements of authorizations under this directive. In particular, the Company believes that related expenditures to upgrade its wastewater treatment facilities at several sites may be necessary and associated costs may be material. Wastewater treatment upgrades unrelated to this initiative also are planned at certain facilities. In addition, the Company may also incur material expenditures, beyond currently anticipated expenditures, in complying with EU Directives, including the Directive on Hazardous Waste Incineration, the Seveso II Directive, which governs major accident hazards, as well as the Water Framework Directive. It is also possible that additional expenditures to reduce air emissions at two of

the Company's U.K. facilities may be material. Capital expenditures and, to a lesser extent, costs and operating expenses relating to environmental matters will be subject to evolving regulatory requirements and will depend on the timing of the promulgation and enforcement of specific standards which impose requirements on the Company's operations. Therefore, the Company cannot assure you that material capital expenditures beyond those currently anticipated will not be required under environmental laws.

The Company's operations involve the handling, transportation and use of numerous hazardous substances. From time to time, these operations may result in violations under environmental laws including spills or other releases of hazardous substances into the environment. In the event of a catastrophic incident, the Company could incur material costs or experience interruption in its operations as a result of addressing the incident and implementing measures to prevent such incidents in the future. Currently, the Company is aware of the following matters:

The Texas Commission on Environmental Quality (the "TCEQ," formerly the Texas Natural Resource Conservation Commission or TNRCC) has issued certain notices of violation relating to air emissions and wastewater issues at the Company's Port Neches, Texas facility and filed an amended administrative petition with respect to certain of these violations on January 12, 2001. The Company met with the TCEQ on several occasions in 2001 and early 2002 and reached a tentative settlement with the agency on penalties totaling \$100,000. Although management does not anticipate it, it is possible that the terms of an air permit, which the Company applied for as a result of the settlement, may cause it to incur costs related to equipment serving this plant and others in the vicinity that could be material.

On October 6, 2002, a leak of sulphuric acid from two tanks located near the Company's Whitehaven, U.K. plant was discovered. About 342 to 347 tonnes of acid were released onto the ground and into the soil near the tanks. Although the Company took immediate steps to contain the spillage and recover acid, a quantity of acid reached a nearby beach via a geological fault. The Company believes the tanks were not owned by the Company; however, it did own the acid in the tanks. The EA and the Health and Safety Executive are investigating the incident. Whether charges will be brought or other actions taken by the regulatory authorities is unknown at this time. Although the Company can give no assurances, based on currently available information and its understanding of similar investigations and penalties in the past, the Company believes that, if any charges are brought or actions taken and the Company is ultimately found to be legally responsible, the probable penalties would not be material to its financial position or results of operations.

The Company is aware that there is or may be soil or groundwater contamination at some of its facilities resulting from past operations. Based on available information and the indemnification rights (including indemnities provided by Huntsman Specialty, ICI, Rhodia S.A. and The Dow Chemical Company, for the facilities that each of them transferred to the Company), the Company believes that the costs to investigate and remediate known contamination will not have a material adverse effect on its financial condition, results of operations or cash flows; however, it cannot give any assurance that such indemnities will fully cover the costs of investigation and remediation, that it will not be required to contribute to such costs or that such costs will not be material.

By letter dated March 6, 2003, the Company's subsidiary, Huntsman Ethyleneamines Ltd., was notified by the TCEQ of a probable enforcement action arising out of the inspection of the Freeport, Texas facility on December 16-19, 2002. Seven types of violations relating to Texas Clean Air Act requirements were cited. No penalty demand was made, although penalties are expected.

Given the nature of the Company's business, violations of environmental laws may result in restrictions imposed on its operating activities, substantial fines, penalties, damages or other costs, any of which could have a material adverse effect on its business, financial condition, results of operations or cash flows.

## 19. Related-party Transactions

The Company shares numerous services and resources with Huntsman LLC (the 60% owner of Holdings), ICI, and subsidiaries of both companies. In accordance with various agreements Huntsman LLC and ICI provide management, operating, maintenance, steam, electricity, water and other services to the Company. The Company also relies on Huntsman LLC, ICI and their subsidiaries to supply certain raw materials and to purchase products. Rubicon, Inc., and Louisiana Pigment Company are unconsolidated 50 percent owned affiliates of the Company. The amounts which the Company purchased from or sold to related parties are as follows (in millions):

	Year Ended December 31, 2002		Year Ended December 31, 2001		Year Ended December 31, 2000	
	Purchases From	Sales To	Purchases From	Sales To	Purchases From	Sales To
Huntsman LLC and subsidiaries	\$ 226.6	\$ 57.7	\$ 217.5	\$ 73.8	\$ 194.9	\$ 80.3
ICI and subsidiaries	188.6	252.6	235.5	286.2	393.6	370.2
Unconsolidated affiliates	392.7	23.4	537.5	16.0	580.7	14.0

Included in purchases from Huntsman LLC and its subsidiaries for the years ended December 31, 2002, 2001 and 2000 is \$65 million, \$54 million, and \$64 million, respectively, of allocated management costs which are reported in selling, general and administrative expenses. The amounts which the Company is owed or owes to related parties are as follows (in millions):

	December 31, 2002		December 31, 2001	
	Receivables From	Payables To	Receivables From	Payables To
Huntsman LLC and subsidiaries	\$ 16.3	\$ 47.1	\$ 14.7	\$ 44.0
ICI and subsidiaries	39.9	6.3	34.5	2.5
Unconsolidated affiliates	9.0	29.5	16.1	70.2

## 20. Lease Commitments

The Company leases a number of assets which are accounted for as operating leases. The lease obligation reflected in the Company's statement of operations as rental expense, totaled \$15.8 million, \$18.5 million and \$23.7 million for the three years ended December 31, 2002, 2001 and 2000, respectively. The minimum future rental payments due under existing agreements are by year (in millions):

Year	Amount
2003	\$ 16.8
2004	12.5
2005	8.7
2006	6.1
2007	5.3
Later years	51.0

The Company also has lease obligations accounted for as capital leases which are included in other long term debt. The present value of the future net minimum lease payments is \$13.7 million at December 31, 2002.

## 21. Industry Segment and Geographic Area Information

The Company derives its revenues, earnings and cash flows from the manufacture and sale of a wide variety of specialty and commodity chemical products. The Company has four reportable operating segments: Polyurethanes, Performance Products, Pigments and Base Chemicals. During 2002 the Company realigned its principal operating segments. The most significant change was the split of the former Specialty Chemicals segment into two segments: Polyurethanes and Performance Products. The former Tioxide segment was renamed Pigments and the former Petrochemicals segment was renamed Base Chemicals.

The major products of each reportable operating segment are as follows:

Segment	Products
Polyurethanes	MDI, TDI, TPU, polyols, aniline, PO, TBA and MTBE
Performance Products	Surfactants, ethyleneamines and other performance chemicals
Pigments	Titanium dioxide
Base Chemicals	Ethylene, propylene, benzene, cyclohexane and paraxylene

Sales between segments are generally recognized at external market prices. For the years ended December 31, 2002, 2001 and 2000, sales to ICI and its affiliates accounted for approximately 6%, 6%, and 8% of consolidated revenues, respectively.

Financial information for each of the Company's reportable operating segments is as follows (dollars in millions):

	Year Ended December 31, 2002	Year Ended December 31, 2001	Year Ended December 31, 2000
<b>Net Sales:</b>			
Polyurethanes	\$ 2,066.0	\$ 2,073.7	\$ 2,065.3
Performance Products	574.3	455.3	43.2
Pigments	880.3	872.1	955.8
Base Chemicals	1,097.5	1,268.6	1,485.5
Eliminations	(100.0)	(94.5)	(101.9)
<b>Total</b>	<b>\$ 4,518.1</b>	<b>\$ 4,575.2</b>	<b>\$ 4,447.9</b>
<b>Segment Income (Loss)(1):</b>			
Polyurethanes	\$ 230.4	\$ 132.7	\$ 218.3
Performance Products	16.6	16.4	—
Pigments	14.0	95.6	172.8
Base Chemicals	(33.4)	(23.0)	39.8
<b>Total</b>	<b>227.6</b>	<b>221.7</b>	<b>430.9</b>
Unallocated administrative and other items(3)	0.5	(48.6)	(7.2)
<b>Operating income</b>	<b>\$ 228.1</b>	<b>\$ 173.1</b>	<b>\$ 423.7</b>
<b>EBITDA(2):</b>			
Polyurethanes	\$ 365.1	\$ 262.7	\$ 350.2
Performance Products	27.2	21.1	—
Pigments	68.3	139.4	214.4
Base Chemicals	13.8	20.4	86.6
Unallocated administrative and other items(3)	5.7	(58.2)	(29.0)
<b>Total</b>	<b>\$ 480.1</b>	<b>\$ 385.4</b>	<b>\$ 622.2</b>
<b>Depreciation and Amortization:</b>			
Polyurethanes	\$ 134.7	\$ 130.1	\$ 115.7
Performance Products	10.6	4.6	—
Pigments	54.2	43.8	41.8
Base Chemicals	47.3	43.4	42.9
Unallocated administrative and other items(3)	9.4	5.2	3.2
<b>Total</b>	<b>\$ 256.2</b>	<b>\$ 227.1</b>	<b>\$ 203.6</b>
<b>Capital Expenditures:</b>			
Polyurethanes	\$ 58.3	\$ 77.6	\$ 81.5
Performance Products	11.5	5.9	—
Pigments	97.4	161.4	86.3
Base Chemicals	23.3	29.3	32.5
Unallocated administrative and other items(3)	—	16.8	4.2
<b>Total</b>	<b>\$ 190.5</b>	<b>\$ 291.0</b>	<b>\$ 204.5</b>
<b>Total Assets:</b>			
Polyurethanes	\$ 3,489.4	\$ 3,217.4	\$ 3,236.8
Performance Products	307.7	316.2	—
Pigments	1,415.3	1,386.6	1,308.4
Base Chemicals	1,052.6	939.3	1,046.6
Unallocated administrative and other items(3)	3,337.0	3,246.1	3,144.7
Eliminations	(4,557.9)	(4,279.1)	(3,958.6)
<b>Total</b>	<b>\$ 5,044.1</b>	<b>\$ 4,826.5</b>	<b>\$ 4,777.9</b>

(1) Segment income is defined as operating income excluding unallocated corporate overhead.

(2) EBITDA is defined as earnings from continuing operations before interest, depreciation and amortization and taxes.

(3) Unallocated administrative and other items includes unallocated corporate overhead, loss on sale of accounts receivable, foreign exchange gains or losses and other non-operating income (expense).

	Year Ended December 31, 2002	Year Ended December 31, 2001	Year Ended December 31, 2000
	(In millions)		
By Geographic Area			
Net Sales:			
United States	\$ 1,742.4	\$ 1,573.1	\$ 1,537.7
United Kingdom	1,537.9	1,628.5	1,809.7
Netherlands	894.6	929.8	802.4
Other nations	1,457.6	1,344.5	1,116.4
Adjustments and eliminations	(1,114.4)	(900.7)	(818.3)
Total	\$ 4,518.1	\$ 4,575.2	\$ 4,447.9
Long-lived Assets:			
United States	\$ 1,172.0	\$ 1,251.4	\$ 1,278.1
United Kingdom	1,153.2	1,022.2	946.0
Netherlands	396.3	338.3	345.4
Other nations	714.3	611.7	534.6
Corporate	3.1	18.6	(18.1)
Total	\$ 3,438.9	\$ 3,242.2	\$ 3,086.0

## 22. Selected Quarterly Financial Data (Unaudited—in millions)

	Three Months Ended March 31, 2002	Three Months Ended June 30, 2002	Three Months Ended September 30, 2002	Three Months Ended December 31, 2002	Year Ended December 31, 2002
Revenues	\$ 997.9	\$ 1,175.0	\$ 1,195.2	\$ 1,150.0	\$ 4,518.1
Gross profit	125.5	157.6	174.9	157.4	615.4
Operating income	24.5	81.8	67.9	53.9	228.1
Net income (loss)	(31.4)	7.3	(13.3)	(31.1)	(68.5)
	Three Months Ended March 31, 2001	Three Months Ended June 30, 2001	Three Months Ended September 30, 2001	Three Months Ended December 31, 2001	Year Ended December 31, 2001
Revenues	\$ 1,151.6	\$ 1,284.1	\$ 1,133.4	\$ 1,006.1	\$ 4,575.2
Gross profit	166.0	170.6	139.6	108.9	585.1
Operating income (loss)	71.6	84.7	49.5	(32.7)	173.1
Net income (loss)	(4.4)	0.5	(28.0)	(107.5)	(139.4)
	Three Months Ended March 31, 2000	Three Months Ended June 30, 2000	Three Months Ended September 30, 2000	Three Months Ended December 31, 2000	Year Ended December 31, 2000
Revenues	\$ 1,054.9	\$ 1,154.7	\$ 1,136.9	\$ 1,101.4	\$ 4,447.9
Gross profit	181.3	205.8	195.4	160.0	742.5
Operating income	98.5	132.9	110.4	81.9	423.7
Net income (loss)	19.7	47.3	23.3	(8.3)	82.0

During the three months ended December 31, 2002 and 2001, the Company incurred \$7.7 million and \$44.7 million of restructuring and plant closing costs, respectively (see Note 10).

During the quarter ended March 31, 2001, the Company adopted SFAS No. 133 and recorded a \$1.5 million loss.

### 23. Restatements

In the course of preparing a registration statement in October 2004 for the proposed initial public offering of the common stock of the company's ultimate parent, the company determined to reclassify certain amounts in its consolidated statements of cash flows for the year ended December 31, 2002 and 2001, to accurately reflect the effects of foreign currency exchange gains and losses and investments in unconsolidated affiliates. As a result, the company restated the accompanying consolidated statements of cash flows for the years ended December 31, 2002 and 2001. There was no change to the line "Cash or Cash Equivalents" due to this restatement. A summary of the significant effects of this restatement is provided below (dollars in millions):

	Year Ended December 31, 2002		Year Ended December 31, 2001	
	As previously reported	As restated	As previously reported	As restated
Net cash provided by operating activities	\$ 157.5	\$ 178.1	\$ 202.4	\$ 191.1
Effect of exchange rate changes on cash	21.8	1.2	(5.1)	6.2



Port Neches, Texas  
Propylene Oxide Facility

---

Until , 2005 (25 days after the date of this prospectus), all dealers that buy, sell or trade our common stock, whether or not participating in this offering, may be required to deliver a prospectus. This is in addition to the dealers' obligation to deliver a prospectus when acting as underwriters and with respect to unsold allotments or subscriptions.



**Huntsman Corporation**

**55,681,819 Shares**

**Common Stock**

*Joint Book-runners*

**Citigroup**

**Credit Suisse First Boston**

**Merrill Lynch & Co.**

**Deutsche Bank Securities**

**JPMorgan**

**Lehman Brothers**

**UBS Investment Bank**

**CIBC World Markets**

**Jefferies & Company, Inc.**

**Natexis Bleichroeder Inc.**

**Scotia Capital**

**WR Hambrecht +Co**

**PROSPECTUS**

**, 2005**

The information in this prospectus is not complete and may be changed. We may not sell these securities until the registration statement filed with the Securities and Exchange Commission is effective. This prospectus is not an offer to sell these securities and it is not soliciting an offer to buy these securities in any state where the offer or sale is not permitted.

[Alternate page for Preferred Stock Prospectus]

SUBJECT TO COMPLETION, DATED FEBRUARY , 2005

PROSPECTUS



Huntsman Corporation

5,000,000 Shares

% Mandatory Convertible Preferred Stock

We are offering 5,000,000 shares of our % mandatory convertible preferred stock by this prospectus.

We will pay annual dividends on each share of our mandatory convertible preferred stock in the amount of \$ . Dividends will accrue and accumulate from the date of issuance, and we will pay dividends in cash on 16, 16, 16 and 16 of each year prior to 16, 2008, or the following business day if such day is not a business day, and on 16, 2008. The first quarterly dividend payment will be payable on 16, 2005 in the amount of \$ per share of our mandatory convertible preferred stock, which reflects the time period from the date of issuance to 16, 2005. At the time we first issue our mandatory convertible preferred stock, we will declare all dividends that will be payable on all shares of our mandatory convertible preferred stock (including all shares issuable upon exercise of the over-allotment option by the underwriters) from issuance through the mandatory conversion date, which is 16, 2008. However, all our dividend payment obligations will be subject to our having sufficient lawful funds to pay such dividends at the time of such payment. We will use a portion of the proceeds from the sale of our mandatory convertible preferred stock and the concurrent offering of our common stock to purchase U.S. treasury securities that we will deposit with a collateral agent for the benefit of holders of the mandatory convertible preferred stock as collateral to secure our obligation to pay dividends on the mandatory convertible preferred stock. The remedies related to these security arrangements are subject to uncertainties as described herein.

Each share of our mandatory convertible preferred stock has a liquidation preference of \$50.00, plus an amount equal to accrued, cumulated and unpaid dividends. Each share of our mandatory convertible preferred stock will automatically convert on 16, 2008, into between and shares of our common stock, subject to anti-dilution adjustments, depending on the average market price per share of our common stock over the 20 trading day period ending on the third trading day prior to such date. At any time prior to 16, 2008, holders may elect to convert each share of our mandatory convertible preferred stock into shares of common stock, subject to anti-dilution adjustments. Prior to the mandatory conversion date, we may, in certain circumstances, elect to cause the conversion of all, but not less than all, of the shares of mandatory convertible preferred stock then outstanding at the conversion rates described herein, provided that at the time of such conversion we have sufficient lawful funds to pay and do pay in cash all accrued, cumulated and unpaid dividends plus an amount in cash equal to the market value at that time of the pro rata share of the collateral portfolio that secures our obligation to pay the future dividends otherwise payable to the mandatory conversion date on shares of our mandatory convertible preferred stock.

Concurrently with this offering, we are also making an initial public offering of our common stock in which we are offering 51,136,364 shares of our common stock and our selling stockholder is offering 4,545,455 shares of our common stock. We currently expect the initial public offering price of our common stock to be between \$21.00 and \$23.00 per share. In that offering, the selling stockholder has granted the underwriters of that offering an option to purchase up to 8,352,273 additional shares of common stock to cover over-allotments. Prior to this offering, there has been no public market for our mandatory convertible preferred stock or common stock. We have applied to list our mandatory convertible preferred stock on the New York Stock Exchange under the symbol "HUNPr." We have applied to list our common stock on the New York Stock Exchange under the symbol "HUN."

We have granted the underwriters an option to purchase up to 750,000 additional shares of mandatory convertible preferred stock to cover over-allotments.

Investing in our mandatory convertible preferred stock involves risks. See "Risk Factors" on page .

Neither the Securities and Exchange Commission nor any state securities commission has approved or disapproved of these securities or passed upon the accuracy or adequacy of this prospectus. Any representation to the contrary is a criminal offense.

	Per Share	Total
Public Offering Price(a)	\$ 50.00	\$ 250,000,000
Underwriting Discount	\$	\$
Proceeds to Huntsman Corporation (before expenses)	\$	\$

(a) Plus accrued dividends, if any, from the issue date.

The underwriters expect to deliver the shares to purchasers on or about , 2005.

Joint Book-runners

Citigroup

Credit Suisse First Boston

Merrill Lynch & Co.

Deutsche Bank Securities

JPMorgan Lehman Brothers UBS Investment Bank

CIBC World Markets Jefferies & Company, Inc. Natexis Bleichroeder Inc. Scotia Capital WR Hambrecht + Co

The date of this prospectus is , 2005.

## The Offering

Issuer	Huntsman Corporation
Securities Offered	5,000,000 shares of      % mandatory convertible preferred stock (plus up to an additional 750,000 shares that may be issuable upon exercise of underwriters' over-allotment option in full), which we refer to in this prospectus as the "mandatory convertible preferred stock."
Initial Offering Price	\$50.00 for each share of mandatory convertible preferred stock.
Dividends	The dividend payable on each share of mandatory convertible preferred stock will be \$              per year. The dividend payable on the first quarterly dividend payment date is \$              per share and on each subsequent quarterly dividend payment date will be \$              per share.
Pledge of Collateral	When our mandatory convertible preferred stock is first issued, we will declare out of lawful funds all dividends that will be payable (including on all shares issuable upon exercise of the over-allotment option by the underwriters) from issuance to the mandatory conversion date, with each dividend payable to the record holders of our mandatory convertible preferred stock as of the record date for the applicable dividend payment date. However, all our dividend payment obligations on the mandatory convertible preferred stock will be subject to our having sufficient lawful funds available for such payment at the time of payment. We will use a portion of the proceeds from this offering and the concurrent offering of our common stock to purchase U.S. treasury securities maturing in amounts sufficient to pay the scheduled dividend payments on our mandatory convertible preferred stock. We will deposit such securities with a collateral agent for the benefit of holders of the mandatory convertible preferred stock as collateral to secure our obligation to pay such dividends. The remedies related to these security arrangements are subject to uncertainties as described under "Risk Factors—Risks Related to the Offering."
Dividend Payment Dates	16,                  16,                  16 and                  16 of each year (or the following business day if such day is not a business day) prior to the mandatory conversion date (as defined below), and on the mandatory conversion date, commencing on                  16, 2005.
Record Dates	The record dates for the payment of dividends on our mandatory convertible preferred stock will be the first day of the calendar month in which the applicable dividend payment date falls.
Redemption	Our mandatory convertible preferred stock is not redeemable at our option.
Mandatory Conversion Date	16, 2008, which we call the "mandatory conversion date."

Mandatory Conversion	<p>On the mandatory conversion date, each share of our mandatory convertible preferred stock will automatically convert into shares of our common stock, based on the conversion rate as described below.</p> <p>Holders of our mandatory convertible preferred stock on the mandatory conversion date will have the right to receive the cash dividend due on such date (including any accrued, cumulated and unpaid dividends on our mandatory convertible preferred stock as of the mandatory conversion date) to the extent we have sufficient lawful funds to pay such dividends at such time. To the extent that any accrued, cumulated and unpaid dividends are not paid upon mandatory conversion because we lack sufficient lawful funds to make such payment, holders of mandatory convertible preferred stock will receive, upon such conversion, additional shares of our common stock equal to the value of such accrued, cumulated and unpaid dividends.</p>
Conversion Rate	<p>The conversion rate for each share of our mandatory convertible preferred stock will be not more than            shares of common stock and not less than            shares of common stock, depending on the applicable market value of our shares of common stock, as described below.</p> <p>The "applicable market value" of our shares of common stock is the arithmetic average of the daily volume-weighted average price per share of our common stock on each of the 20 consecutive trading days ending on the third trading day immediately preceding the applicable conversion date. It will be calculated as described under "Description of Mandatory Convertible Preferred Stock—Mandatory Conversion."</p>

The following table illustrates the conversion rate per share of our mandatory convertible preferred stock.

Applicable Market Value on Conversion Date	Conversion Rate
less than or equal to \$	
between \$            and \$	to
equal to or greater than \$	

The conversion rate is subject to certain adjustments, as described under "Description of Mandatory Convertible Preferred Stock—Anti-dilution Adjustments."

#### Optional Conversion

At any time prior to the mandatory conversion date, you may elect to convert each of your shares of our mandatory convertible preferred stock at the minimum conversion rate of \_\_\_\_\_ shares of common stock for each share of mandatory convertible preferred stock. This conversion rate is subject to certain adjustments as described under "Description of Mandatory Convertible Preferred Stock—Anti-dilution Adjustments." Upon any such conversion, you generally will not be entitled to any payment for accrued, cumulated and unpaid dividends or any dividends payable in the future.

#### Provisional Conversion at Our Option

If, at any time prior to the mandatory conversion date, the closing price per share of common stock exceeds \$ \_\_\_\_\_ (140% of the threshold appreciation price of \$ \_\_\_\_\_), subject to anti-dilution adjustments, for at least 20 trading days within a period of 30 consecutive trading days, we may elect to cause the conversion of all, but not less than all, of our mandatory convertible preferred stock then outstanding at the minimum conversion rate of \_\_\_\_\_ shares of common stock for each share of mandatory convertible preferred stock. In addition, if we are party to a merger or consolidation transaction prior to the mandatory conversion date, then we may elect to cause the conversion of all, but not less than all, of our mandatory convertible preferred stock then outstanding at the maximum conversion rate of \_\_\_\_\_ shares of common stock for each share of mandatory convertible preferred stock, effective immediately prior to the closing of such transaction. However, if the closing price per share of our common stock exceeds \$ \_\_\_\_\_ (140% of the threshold appreciation price of \$ \_\_\_\_\_), subject to anti-dilution adjustments, for at least 20 trading days within a period of 30 consecutive trading days ending with the trading day immediately preceding the closing date of such merger or consolidation transaction, then we shall be permitted to cause conversion at the minimum conversion rate of shares of common stock for each share of mandatory convertible preferred stock. The threshold appreciation price and conversion rates specified above are subject to certain adjustments as described under "Description of Mandatory Convertible Preferred Stock—Anti-dilution Adjustments." We will be permitted to cause conversion as described above only if, in addition to issuing to the holders the applicable number of shares of common stock, at the time of such conversion we have sufficient lawful funds to pay and do pay the holders in cash all accrued, cumulated and unpaid dividends plus an amount in cash equal to the market value at that time of the pro rata share of the collateral portfolio that secures our obligation with respect to the future dividends otherwise payable to the mandatory conversion date on the converted shares of our mandatory convertible preferred stock. See "Description of Mandatory Convertible Preferred Stock—Provisional Conversion at Our Option."

Early Conversion upon Cash Merger	Prior to the mandatory conversion date, if we are involved in a merger in which at least 30% of the consideration for our shares of common stock consists of cash or cash equivalents, which we refer to as a "cash merger," then on the date specified in our notice to holders, each holder of our mandatory convertible preferred stock will have the right to convert its shares of our mandatory convertible preferred stock at the conversion rate, determined in accordance with "Conversion Rate" above, in effect on the trading day immediately prior to the cash merger. Upon any such conversion, you generally will not be entitled to any payment for accrued, cumulated and unpaid dividends or any dividends payable in the future.
Anti-dilution Adjustments	The formula for determining the conversion rate and the number of shares of common stock to be delivered upon conversion may be adjusted in the event of, among other things, cash or stock dividends or distributions in shares of common stock or subdivisions, splits and combinations of our shares of common stock. See "Description of Mandatory Convertible Preferred Stock—Anti- dilution Adjustments."
Liquidation Preference	\$50.00 per share of mandatory convertible preferred stock, plus an amount equal to the sum of all accrued, cumulated and unpaid dividends.
Voting Rights	Holders of our mandatory convertible preferred stock will not be entitled to any voting rights, except as required by Delaware law and as described under "Description of Mandatory Convertible Preferred Stock—Voting Rights."
Ranking	<p>Our mandatory convertible preferred stock will rank as to payment of dividends and distributions of assets upon our dissolution, liquidation or winding up:</p> <ul style="list-style-type: none"> <li>• junior to any class or series of our capital stock the terms of which provide that such class or series will rank senior to our mandatory convertible preferred stock;</li> <li>• senior to our shares of common stock and any other class or series of our capital stock the terms of which provide that such class or series will rank junior to our mandatory convertible preferred stock; and</li> <li>• on a parity with any other class or series of our capital stock;</li> </ul> <p>in each case, whether now outstanding or to be issued in the future.</p>

We will not be entitled to issue any class or series of our capital stock the terms of which provide that such class or series will rank senior to our mandatory convertible preferred stock as to payment of dividends or distribution of assets upon our dissolution, liquidation or winding up without the approval of the holders of at least two-thirds of the shares of our mandatory convertible preferred stock then outstanding and any other shares of preferred stock ranking on a parity with our mandatory convertible preferred stock then outstanding, voting together as a single class.

There are currently no shares of our preferred stock outstanding.

#### Use of Proceeds

We estimate that the net proceeds to us from this offering and the concurrent offering of our common stock will be approximately \$1,300 million. We intend to use approximately \$40 million of such proceeds to purchase U.S. treasury securities that we will pledge as collateral to support our obligation to pay dividends on our mandatory convertible preferred stock. We intend to use the balance of these net proceeds, together with cash on hand, for repayment of outstanding indebtedness. See "Use of Proceeds."

#### Listing

We have applied to list our shares of mandatory convertible preferred stock on the New York Stock Exchange under the symbol "HUNPr."

#### U.S. Federal Income Tax Considerations

For a discussion of the U.S. federal income tax treatment of the conversion as well as the purchase, ownership and disposition of our mandatory convertible preferred stock, see "United States Federal Income Tax Considerations" in this prospectus.

#### Risk Factors

See "Risk Factors" in this prospectus for a discussion of factors you should consider carefully before deciding to invest in our mandatory convertible preferred stock.

#### Concurrent Common Stock Offering

In our concurrent common stock offering, we are offering 51,136,364 shares of common stock, and a selling stockholder is offering 4,545,455 shares of common stock. Immediately after such offering and the Reorganization Transaction, there will be outstanding 215,909,091 shares of our common stock, excluding shares that may be issuable upon the exercise of stock options and restricted stock. In our offering of common stock, the selling stockholder has granted the underwriters of that offering an option to purchase up to 8,352,273 additional shares of common stock to cover over-allotments.

Unless we specifically state otherwise, all information in this prospectus:

- assumes no exercise of the over-allotment options granted to the underwriters of our common stock offering or our mandatory convertible preferred stock offering;
- excludes 2,451,322 shares of common stock issuable upon the exercise of options and 773,923 shares of restricted stock to be issued under the Huntsman Stock Incentive Plan upon

completion of this offering (in each case assuming an initial public offering price per share of our common stock equal to the midpoint of the range indicated on the cover of this prospectus). The exercise price per share of these options will equal the initial public offering price per share of common stock sold in our concurrent common stock offering; and

- excludes up to 11,363,636 shares of common stock reserved for issuance upon the conversion of our mandatory convertible preferred stock (assuming an initial public offering price per share of our common stock equal to the midpoint of the range indicated on the cover of this prospectus).

---

Our principal executive offices are located at 500 Huntsman Way, Salt Lake City, Utah 84108, and our telephone number is (801) 584-5700.

## Risks Related to the Ownership of Our Mandatory Convertible Preferred Stock

*The market price of our mandatory convertible preferred stock will be directly affected by the market price of our shares of common stock, which may be volatile, and other factors.*

To the extent there is a secondary market for our mandatory convertible preferred stock, we believe that the market price of our mandatory convertible preferred stock will be significantly affected by the market price of shares of our common stock, which are being offered in an initial public offering concurrently with this offering. We cannot predict how shares of our common stock will trade or at what price they will trade. This may result in greater volatility in the market price of the mandatory convertible preferred stock than would be expected for nonconvertible preferred stock. Before our initial public offering, there has not been a public market for our common stock. Although we have applied for listing of our common stock on the New York Stock Exchange, an active trading market for our common stock may not develop or be sustained after this offering. An illiquid market for our common stock may result in volatility and poor execution of buy and sell orders for investors. The initial public offering price for our common stock has been determined by negotiations among the underwriters for that offering and us. The initial public offering price of our common stock may not correspond to the price at which our common stock will trade in the public market subsequent to the initial public offering. In addition, the price of our common stock available in the public market may not reflect our actual financial performance. Among the factors that could affect the price of our common stock are:

- our operating and financial performance and prospects;
- quarterly variations in the rate of growth of our financial indicators, such as earnings per share, net income, EBITDA and revenues;
- the amount and timing of operating costs and capital expenditures relating to the maintenance and expansion of our business, operations and infrastructure;
- strategic actions by us or our competitors, such as acquisitions or restructurings;
- sales of our common stock by stockholders;
- actions by institutional investors or by our principal stockholders;
- fluctuations in crude oil and natural gas prices;
- changes in the availability or prices of our raw materials;
- general market conditions, including fluctuations in commodity prices; and
- U.S. and international economic, legal and regulatory factors unrelated to our performance.

The stock markets in general have experienced extreme volatility that has at times been unrelated to the operating performance of particular companies. These broad market fluctuations may also result in a lower trading price of our common stock as well as our mandatory convertible preferred stock.

*Purchasers of mandatory convertible preferred stock will be subject to dilution.*

Persons purchasing our mandatory convertible preferred stock who convert their shares into shares of our common stock will incur immediate net tangible book value dilution.

In addition, the terms of our mandatory convertible preferred stock do not restrict our ability to offer a new series of preferred stock that is on parity with the mandatory convertible preferred stock in the future or to engage in other transactions that could dilute our mandatory convertible preferred stock.

***A holder of our mandatory convertible preferred stock may realize all of a decline in the market value of our common stock.***

The market value of our common stock on 16, 2008 may be less than the initial common stock public offering price. If the market value of our common stock is less than the initial common stock public offering price, then holders of each share of our mandatory convertible preferred stock will receive shares of our common stock on 16, 2008 with a combined market value that is less than the \$50.00 initial public offering price per share of our mandatory convertible preferred stock. Accordingly, a holder of mandatory convertible preferred stock assumes the entire risk that the market value of our common stock may decline. Any decline in the market value of our common stock may be substantial.

***Future sales of our common stock may depress our stock price.***

Sales of a substantial number of shares of our common stock after the offering could result in a lower market price of our common stock by introducing a significant increase in the supply of our common stock to the market. This increased supply could cause the market price of our common stock to decline significantly.

Immediately after the offering and the Reorganization Transaction, we will have outstanding 215,909,091 shares of common stock (or 220,085,227 if the underwriters exercise their option to purchase additional shares of common stock in full, we will have reserved 21,590,909 shares of common stock for issuance under the Huntsman Stock Incentive Plan and we will have reserved 11,363,636 shares of our common stock to be issued upon the conversion of our mandatory convertible preferred stock (in each case assuming an initial public offering price per share of our common stock equal to the midpoint of the range indicated on the cover of this prospectus). Subject to the lock-up agreements described in "Underwriting," all the shares of common stock and mandatory convertible preferred stock sold in the offering will be freely tradable without restriction or further registration under the federal securities laws unless purchased by one of our "affiliates," as that term is defined in Rule 144 under the Securities Act. The remaining shares of outstanding common stock, including shares held by Investments Trust and its affiliates, will be "restricted securities" under the Securities Act and will be subject to restrictions on the timing, manner and volume of sales. Subject to any anti-dilution adjustments, up to 11,363,636 shares of common stock will be issuable upon conversion of the shares of mandatory convertible preferred stock (or up to 1,704,545 shares if the underwriters exercise their option to purchase additional shares of mandatory convertible preferred stock in full, assuming an initial public offering price per share of our common stock equal to the midpoint of the range indicated on the cover of this prospectus)). All of such shares of common stock will be available for immediate resale in the public market upon conversion, except for any such shares acquired by our affiliates or by persons who are subject to the lock-up agreements described below, which shares will be subject to the terms of such lock-up agreements.

Our executive officers and directors and substantially all of our other stockholders (including Investments Trust) have entered into lock-up agreements with the underwriters as described in "Underwriting." In addition, in order to receive shares of our common stock in exchange for their HMP Warrants, the holders of the HMP Warrants must enter into the lock-up agreement described in "Shares Eligible for Future Sales." Upon the expiration of these lock-up agreements, the shares outstanding and owned by such persons may be sold in the future without registration under the Securities Act to the extent permitted by Rule 144 or any applicable exemption under the Securities Act. Under registration rights agreements among Investments Trust, certain other stockholders and our company, Investments Trust and such other stockholders, who will collectively hold 160,227,273 shares of our common stock immediately after this offering, will have the right to require us to register shares

of our common stock owned by them following the lock-up period. The possibility that Investments Trust, such other stockholders or any of their or our affiliates may dispose of shares of our common stock, or the announcement or completion of any such transaction, could result in a lower market price of our common stock. See "Certain Relationships and Related Transactions" and "Shares Eligible for Future Sale."

***Our issuance of additional series of preferred stock could adversely affect holders of our common stock and our mandatory convertible preferred stock.***

Our board of directors is authorized to issue additional series of preferred stock that are on a parity with or junior to our mandatory convertible preferred stock without requiring any action or consent on the part of our stockholders, including holders of our mandatory convertible preferred stock. Our board of directors also has the power, without stockholder approval, to set the terms of any such series of shares of preferred stock that may be issued, including voting rights, dividend rights, preferences over common stock with respect to dividends or if we liquidate, dissolve or wind up our business and other terms. If we issue shares of preferred stock in the future that have preference over our common stock with respect to the payment of dividends or upon our liquidation, dissolution or winding up, or if we issue shares of preferred stock with voting rights that dilute the voting power of our common stock or mandatory convertible preferred stock, the rights of holders of our common stock or mandatory convertible preferred stock or the market price of our common stock or mandatory convertible preferred stock could be adversely affected.

***The opportunity for equity appreciation provided by an investment in the shares of our mandatory convertible preferred stock is less than that provided by a direct investment in our common stock.***

The number of shares of our common stock that are issuable upon conversion on the mandatory conversion date of our mandatory convertible preferred stock will decrease as the applicable market value per share of our common stock increases to \$ . Therefore, the opportunity for equity appreciation provided by an investment in our mandatory convertible preferred stock is less than that provided by a direct investment in our common stock. The market value per share of our common stock on the mandatory conversion date must exceed the threshold appreciation price of \$ before a holder of our mandatory convertible preferred stock will realize any equity appreciation.

***Holders of our mandatory convertible preferred stock will have no rights as holders of common stock until they acquire shares of common stock.***

Until you acquire shares of common stock upon conversion, you will have no rights with respect to our common stock, including voting rights (although holders of our mandatory convertible preferred stock will have certain voting rights as described under "Description of Mandatory Convertible Preferred Stock—Voting Rights"), rights to respond to tender offers or rights to receive any dividends or other distributions on shares of our common stock. Upon conversion of our mandatory convertible preferred stock, you will be entitled to exercise the rights of a holder of common stock only as to matters for which the record date occurs on or after the date that your shares of mandatory convertible preferred stock were converted.

***Our mandatory convertible preferred stock has never been publicly traded and may never be publicly traded.***

Prior to this offering, there has been no public market for our mandatory convertible preferred stock. We have applied to list our mandatory convertible preferred stock on the New York Stock Exchange under the symbol "HUNPr." However, an active trading market for these shares may not develop or be sustained after this offering. Although the underwriters have advised us that they intend

to facilitate secondary market trading by making a market in shares of our mandatory convertible preferred stock, they are not obligated to make a market in shares of our mandatory convertible preferred stock and may discontinue market making activities at any time.

***Our mandatory convertible preferred stock provides limited settlement rate adjustments.***

The number of shares of common stock that you are entitled to receive on the mandatory conversion date, or as a result of early conversion of a share of mandatory convertible preferred stock, is subject to adjustment for certain events, including stock splits and combinations, stock dividends, certain cash dividends and certain other actions that modify our capital structure. See "Description of Mandatory Convertible Preferred Stock—Anti-dilution Adjustments." We will not adjust the conversion rate for other events, including offerings of our common stock for cash or in connection with acquisitions or employee benefit plans. As a result, an event that adversely affects the value of our mandatory convertible preferred stock, but does not result in an adjustment to the conversion rate, may occur. Further, we are not restricted from issuing additional shares of common stock during the term of the mandatory convertible preferred stock and, except as required by law, have no obligation to consider your interests for any reason. If we issue additional shares of common stock, it may materially and adversely affect the price of our common stock and, because of the relationship of the number of shares to be received on the mandatory conversion date to the price of our common stock, such events may result in a lower trading price of the mandatory convertible preferred stock.

***The United States federal income tax treatment of our mandatory convertible preferred stock is subject to uncertainty.***

There are no authorities directly addressing the federal income tax treatment of our mandatory convertible preferred stock. While we intend to treat distributions with respect to our mandatory convertible preferred stock as occurring for tax purposes on a quarterly basis when cash payments are made to the holders rather than upon the declaration of the dividend at the time our mandatory convertible preferred stock is issued and the collateral portfolio is delivered to the collateral agent, the Internal Revenue Service ("IRS") may challenge this treatment. If successful, such a challenge could affect the timing and character of taxable income associated with holding our mandatory convertible preferred stock and could result in a holder being required to include amounts in taxable income prior to the receipt of the corresponding cash payments. In addition, the treatment of distributions on our mandatory convertible preferred stock as dividends for tax purposes depends upon our having current or accumulated earnings and profits as defined under federal income tax law. At present, we do not believe that we have any such accumulated earnings and profits, and we can give no assurance as to whether we will generate earnings and profits in this or any future taxable period. See "United States Federal Income Tax Considerations."

***We are indirectly controlled by the Huntsman family and MatlinPatterson, whose interests may conflict with those of our company or our other stockholders, and other stockholders' voting power may be limited.***

Following the consummation of this offering, Jon M. Huntsman and other members of the Huntsman family and MatlinPatterson will indirectly control, in the aggregate, approximately 65% of our outstanding common stock (based upon an assumed initial public offering price per share of our common stock equal to the midpoint of the range indicated on the cover of this prospectus) through their beneficial ownership of Investments Trust and will have the ability to:

- elect a majority of the members of the board of directors of our company;
- subject to applicable law and the rights of holders of our mandatory convertible preferred stock, determine, without the consent of our other stockholders, the outcome of certain matters submitted to our stockholders for approval, including amendments to our certificate of

incorporation or bylaws, mergers, consolidations and the sale of all or substantially all of our assets; and

- subject to applicable law, prevent or cause a change in control of our company.

The interests and objectives of our controlling stockholders may be different from those of our company or our other stockholders, and our controlling stockholders may vote their common stock in a manner that may adversely affect our other stockholders. In addition, four of our directors, Mr. Jon M. Huntsman, Mr. Peter R. Huntsman, Mr. David J. Matlin and Mr. Christopher R. Pechock, will initially control Investments Trust. This may create conflicts of interest because these directors have responsibilities to Investments Trust and its beneficial owners. Their duties as trustees of Investments Trust may conflict with their duties as directors of our company regarding business dealings between Investments Trust and us and other matters. The resolution of these conflicts may not always be in our or our stockholders' best interest.

***Investments Trust's controlling position and provisions contained in our certificate of incorporation and bylaws could discourage a takeover attempt, which may reduce or eliminate the likelihood of a change of control transaction and, therefore, your ability to sell your shares at a premium.***

Investments Trust's controlling position, as well as provisions contained in our certificate of incorporation and bylaws, such as a classified board of directors, limitations on stockholder proposals at meetings of stockholders and the inability of stockholders to call special meetings, and certain provisions of Delaware law, could make it more difficult for a third party to acquire control of our company, even if some of our stockholders considered such a change of control to be beneficial. Our certificate of incorporation also authorizes our board of directors to issue additional preferred stock that is not senior to our mandatory convertible preferred stock without stockholder approval. If our board of directors elects to issue preferred stock that has special voting or other rights, it could make it even more difficult for a third party to acquire us. These provisions taken together or individually may reduce or eliminate your ability to sell your shares at a premium. See "Description of Capital Stock."

***We may not be able to pay cash dividends on the mandatory convertible preferred stock.***

Under Delaware law, we are permitted to pay dividends on our capital stock, including the mandatory convertible preferred stock, only out of "surplus" as defined in the Delaware General Corporation Law, or, if there is no such surplus, subject to certain limitations, out of our net profits for the fiscal year in which the dividend is declared and/or the preceding fiscal year. Under Delaware law, "surplus" is generally defined as the amount by which the "net assets" of a corporation exceed its stated capital, and "net assets" is defined as the amount by which the corporation's total assets exceed total liabilities. Because we are a holding company without independent operations, our ability to earn profits out of which we can pay dividends may be limited to dividends and other distributions we may receive from our subsidiaries, which will be limited by debt covenants and other restrictions applicable to our subsidiaries. Our ability to pay cash dividends on the mandatory convertible preferred stock will therefore be subject to our having adequate surplus or net profits at the time of each scheduled dividend payment, notwithstanding our declaring all the dividends of the mandatory convertible preferred stock and our deposit of U.S. treasury securities or cash with the collateral agent to provide for such payments. Thus, if we do not generate profits and the value of our net assets declines so that, at the time of a scheduled dividend payment on the mandatory convertible preferred stock, we do not have adequate surplus to make such payment, we will not make such payment on such dividend payment date and the payment of dividends will be deferred until such time as we do have sufficient surplus as described under "Description of Mandatory Convertible Preferred Stock—Pledge of Collateral."

***Your ability to recover declared but unpaid dividends would likely be limited if we are the subject of a bankruptcy proceeding.***

When we declare all the dividends on shares of our mandatory convertible preferred stock and pledge the cash or U.S. treasury securities to the collateral agent to secure our obligation to make those dividend payments to the holders of our mandatory convertible preferred stock on the relevant dividend payment dates, subject to the availability of lawful funds, we will take all steps necessary under the New York Uniform Commercial Code to create and perfect a security interest in the cash or U.S. treasury securities. The law, however, is unclear on how claims related to shares of our mandatory convertible preferred stock would be treated in a bankruptcy proceeding; for example, the law is unclear on (i) whether the holder of shares of our mandatory convertible preferred stock would have an "allowed claim" in such bankruptcy proceeding, and (ii) whether any such "allowed claim" would be subject to subordination to the claims of other creditors in such bankruptcy proceeding. Thus, if we become the subject of a bankruptcy proceeding, the application of the law in a manner necessary to preserve your rights as a secured creditor is not free from doubt. In addition, should a bankruptcy court equitably subordinate, recharacterize or otherwise use its statutory and equitable powers to disallow any claim asserted by a holder of our mandatory convertible preferred stock, or impair the purported security interest in the collateral held by the collateral agent, you could lose the benefit of the collateral. Upon the occurrence of certain events, including if we file for bankruptcy or if other events of bankruptcy, insolvency or reorganization occur, you are entitled to acceleration of the remaining scheduled dividend payments, and the collateral agent is entitled to foreclose on all the collateral, in each case subject to the availability of lawful funds. The court in any such proceeding, however, would likely limit any claim. In addition, our obligation to pay the declared dividends would be secured only to the extent of the value of the collateral at the time of determination, and it is unlikely that the proceeds of liquidation of the collateral would be sufficient to pay the full amount of the accelerated dividends. As noted above, our obligation to pay any accelerated dividends would be limited to the amount of lawful funds then available for such purpose.

***Delivery of the collateral that we pledge to support dividend payments is subject to potential delay if we become subject to a bankruptcy proceeding.***

Notwithstanding the automatic acceleration of dividends, subject to the availability of lawful funds, if we file for bankruptcy or other events of bankruptcy, insolvency or reorganization occur with respect to us, imposition of an automatic stay under Section 362 of the U.S. bankruptcy code may delay the delivery to you of any collateral under the pledge arrangement, and such delay may continue until the automatic stay has been lifted. Your rights may also be modified without your consent in our bankruptcy or insolvency proceedings or pursuant to a plan of reorganization to be confirmed in any such bankruptcy case.

## DESCRIPTION OF MANDATORY CONVERTIBLE PREFERRED STOCK

The description in this prospectus of the terms of our mandatory convertible preferred stock is only a summary. The terms of our mandatory convertible preferred stock will be contained in a certificate of designations that will be filed with the Secretary of State of Delaware. A form of the certificate of designations has been filed as an exhibit to the registration statement of which this prospectus forms a part.

### General

Our certificate of incorporation authorizes the issuance of 100,000,000 shares of preferred stock, par value \$0.01 per share. No shares of our preferred stock are currently issued or outstanding. See "Description of Capital Stock" for a description of our capital stock.

Our mandatory convertible preferred stock will constitute a single series of our preferred stock, consisting of 5,000,000 shares (or 5,750,000 shares if the underwriters exercise their option to purchase additional shares in full in accordance with the procedures set forth in "Underwriting"). The holders of our mandatory convertible preferred stock will have no preemptive rights. All shares of our mandatory convertible preferred stock, when issued and paid for, will be fully paid and non-assessable.

Our mandatory convertible preferred stock will rank as to payment of dividends and distributions of assets upon our dissolution, liquidation or winding up:

- junior to any class or series of our capital stock the terms of which provide that such class or series will rank senior to our mandatory convertible preferred stock (herein referred to as the "Senior Securities");
- senior to our shares of common stock and any other class or series of our capital stock the terms of which provide that such class or series will rank junior to our mandatory convertible preferred stock (herein collectively referred to as the "Junior Securities"); and
- on a parity with any other class or series of our capital stock (herein referred to as the "Parity Securities");

in each case, whether now outstanding or to be issued in the future.

We will not be entitled to issue any class or series of our capital stock the terms of which provide that such class or series will rank senior to our mandatory convertible preferred stock as to payment of dividends or distribution of assets upon our dissolution, liquidation or winding up without the approval of the holders of at least two-thirds of the shares of our mandatory convertible preferred stock then outstanding and any class or series of Parity Securities then outstanding, voting together as a single class. See "— Voting Rights."

All references in this description to "holders" are to holders of record of our mandatory convertible preferred stock, unless the context otherwise requires.

### Dividends

#### General

Dividends on our mandatory convertible preferred stock will be payable quarterly in cash on \_\_\_\_\_ 16, \_\_\_\_\_ 16, \_\_\_\_\_ 16 and \_\_\_\_\_ 16 of each year prior to the mandatory conversion date (or the following business day if such day is not a business day), and on the mandatory conversion date (each, a "Dividend Payment Date") at the annual rate of \$ \_\_\_\_\_ per share, subject to adjustment for stock splits, combinations, reclassifications or other similar events involving our mandatory convertible

preferred stock, in each case, to the extent we have sufficient lawful funds to pay such dividends at such time.

The term "lawful funds" means "surplus," as such term is defined in the Delaware General Corporation Law, or, in the case that there shall be no surplus, net profits for the fiscal year in which a dividend is declared and/or the preceding fiscal year. Under Delaware law, "surplus" is generally defined as the amount by which the "net assets" of a corporation exceed its stated capital, and "net assets" is defined as the amount by which the corporation's total assets exceed total liabilities.

The initial dividend on our mandatory convertible preferred stock, for the first quarterly dividend period, assuming the issue date is \_\_\_\_\_, 2005, will be \$ \_\_\_\_\_ per share, and will be payable on \_\_\_\_\_ 16, 2005. Each subsequent quarterly dividend on our mandatory convertible preferred stock will be \$ \_\_\_\_\_ per share per full quarterly dividend period, subject to adjustment for stock splits, combinations, reclassifications or other similar events involving our mandatory convertible preferred stock. The amount of dividends payable for any other period that is shorter or longer than a full quarterly dividend period will be computed on the basis of a 360-day year consisting of twelve 30-day months.

A dividend period is the period ending on the day before a Dividend Payment Date and beginning on the preceding Dividend Payment Date or, if none, the first date of issuance of shares of our mandatory convertible preferred stock. Dividends payable on a Dividend Payment Date will be payable to holders as they appear on our stock register on the close of business on the first calendar day of the calendar month in which the applicable Dividend Payment Date falls.

Dividends on our mandatory convertible preferred stock shall accrue and cumulate if we fail to pay one or more dividends on our mandatory convertible preferred stock in any amount, whether or not the reason we failed to pay such dividends was because we did not have sufficient lawful funds to pay such dividends.

If we do not have sufficient lawful funds to pay in full the dividends payable on any Dividend Payment Date, we shall pay on such date the maximum amount of such dividends that we may lawfully pay allocated pro rata among the holders as of the applicable record date. To the extent we have sufficient lawful funds to do so, we shall pay to each holder in respect of the next succeeding Dividend Payment Date, in addition to the regularly scheduled dividend payable on such date, an amount in cash equal to such holder's pro rata share at such time of the accrued, cumulated and unpaid dividends that were not paid on the previous Dividend Payment Date because of a lack of lawful funds on such previous date.

We are not obligated to and we will not pay holders of our mandatory convertible preferred stock any interest or sum of money in lieu of interest on any dividend not paid on a Dividend Payment Date or any other late payment. We are also not obligated to and we will not pay holders of our mandatory convertible preferred stock any dividend in excess of the full dividends on our mandatory convertible preferred stock that are payable as described above. However, if we fail for any reason to pay a dividend, the dividend will accumulate on a daily basis and will compound on a quarterly basis, until paid.

When our mandatory convertible preferred stock is first issued, we will declare all dividends that will be payable on all shares of mandatory convertible preferred stock (including on all shares issuable upon exercise of the over-allotment option by the underwriters) to the appropriate holders of record on each Dividend Payment Date from issuance to the mandatory conversion date, and, except as provided below, no further corporate action will be required to authorize the payment of those dividends. Our obligation to make any dividend payments on the mandatory convertible preferred stock will be subject to our having sufficient lawful funds for such payment at the time of payment. Our obligation to pay

dividends will be accelerated if certain bankruptcy and liquidation events of default set forth in the pledge agreement occur, and in such event the collateral agent shall be entitled to foreclose on all the collateral, subject to the availability of lawful funds at such time.

### ***Pledge of Collateral***

When our mandatory convertible preferred stock is first issued, we will purchase and deposit with Citibank, N.A., acting as collateral agent, U.S. treasury securities in such amounts as will be sufficient, upon receipt of scheduled interest and principal payments, to provide for payments on or prior to each Dividend Payment Date of amounts equal to the scheduled dividend payments due on that date.

We expect to use approximately \$40 million of the net proceeds of the offering to acquire the U.S. treasury securities; however, the precise amount of securities to be acquired will depend upon the interest rates on U.S. treasury securities prevailing on the pricing date of this offering. If the underwriters exercise their option to purchase additional shares of mandatory convertible preferred stock, we will purchase additional U.S. treasury securities at the then prevailing market rates in such amounts as will be sufficient to secure the dividend payments on the additional mandatory convertible preferred stock. The U.S. treasury securities that we pledge will secure, to the extent permitted by law, our obligation to pay an amount equal to all dividends on our mandatory convertible preferred stock, but would likely not be sufficient to pay fully any compounded dividends as described above under "Dividends—General." The U.S. treasury securities will not secure payment of amounts equal to the liquidation preference of our mandatory convertible preferred stock or any other amounts and will not secure our obligation to deliver our common stock upon conversion of our mandatory convertible preferred stock.

On each Dividend Payment Date, the collateral agent will use the payments received at maturity of the pledged U.S. treasury securities (the "maturing proceeds") to pay to the paying agent for our mandatory convertible preferred stock the amount of the regularly scheduled dividends we owe at that date, unless we have previously delivered sufficient cash to the paying agent to pay those dividends and have given a written notice of such payment to the collateral agent. Notwithstanding the foregoing, such dividends will not be paid if we give a written notice (a "surplus shortfall notice") to the collateral agent no later than the last day of the calendar month immediately preceding the calendar month in which such Dividend Payment Date occurs stating that we do not expect to have sufficient lawful funds to pay such amount of dividends on such Dividend Payment Date (the amount of such deficiency, the "surplus shortfall amount") and instructing the collateral agent not to make such payments.

If the collateral agent receives a surplus shortfall notice, then the collateral agent shall cause the maturing proceeds received on such Dividend Payment Date in an amount equal to the surplus shortfall amount stated in such surplus shortfall notice to be invested in accordance with the terms of the pledge agreement and deposited as collateral in a surplus collateral account.

With respect to the first Dividend Payment Date that occurs following the deposit of any collateral into the surplus collateral account, the collateral agent shall, unless it has received a separate surplus shortfall notice from us with respect to such Dividend Payment Date, take such actions as are necessary to sell and/or liquidate any collateral held in the surplus collateral account not later than the close of business on the first business day preceding such Dividend Payment Date and remit all the proceeds of such sale or liquidation to the paying agent on such Dividend Payment Date in order to allow payment to be made by the paying agent to each holder of cash equal to such holder's pro rata share at such time of such proceeds. Upon any optional conversion of any of our mandatory convertible preferred stock, the collateral agent will release to us the pro rata portion of the collateral portfolio that secures our obligation with respect to the future dividends otherwise payable on the converted shares of our mandatory convertible preferred stock.

### ***Payment Restrictions***

Unless all accrued, cumulated and unpaid dividends on our mandatory convertible preferred stock for all past quarterly dividend periods shall have been paid in full or if we violate or breach our negative pledge covenant in the pledge agreement, we will not:

- declare or pay any dividend or make any distribution of assets on any Junior Securities, other than dividends or distributions in the form of Junior Securities and cash solely in lieu of fractional shares in connection with any such dividend or distribution;
- redeem, purchase or otherwise acquire any Junior Securities or pay or make any monies available for a sinking fund for such Junior Securities, other than (A) upon conversion or exchange for other Junior Securities, or (B) the purchase of fractional interests in shares of any Junior Securities pursuant to the conversion or exchange provisions of such Junior Securities; or
- redeem, purchase or otherwise acquire any Parity Securities, except upon conversion into or exchange for other Parity Securities or Junior Securities and cash solely in lieu of fractional shares in connection with any such conversion or exchange, provided, however, that in the case of a redemption, purchase or other acquisition of Parity Securities upon conversion into or exchange for other Parity Securities (A) the aggregate amount of the liquidation preference of such other Parity Securities does not exceed the aggregate amount of the liquidation preference, plus accrued, cumulated and unpaid dividends, of the Parity Securities that are converted into or exchanged for such other Parity Securities, (B) the aggregate number of shares of common stock issuable upon conversion, redemption or exchange of such other Parity Securities does not exceed the aggregate number of shares of common stock issuable upon conversion, redemption or exchange of the Parity Securities that are converted into or exchanged for such other Parity Securities and (C) such other Parity Securities contain terms and conditions (including, without limitation, with respect to the payment of dividends, dividend rates, liquidation preferences, voting and representation rights, payment restrictions, anti-dilution rights, change of control rights, covenants, remedies and conversion and redemption rights) that are not in the good faith judgment of our board of directors materially less favorable, taken as a whole, to us or the holders of our mandatory convertible preferred stock than those contained in the Parity Securities that are converted or exchanged for such other Parity Securities.

### **Redemption**

Our mandatory convertible preferred stock will not be redeemable at our option.

### **Mandatory Conversion**

Each share of our mandatory convertible preferred stock, unless previously converted, will automatically convert on 16, 2008, which we call the mandatory conversion date, into a number of shares of our common stock equal to the conversion rate described below. In addition to the number of shares of common stock issuable upon conversion of each share of our mandatory convertible preferred stock on the mandatory conversion date, holders will have the right to receive an amount in cash equal to all accrued, cumulated and unpaid dividends on our mandatory convertible preferred stock for the then-current dividend period until the mandatory conversion date and all prior dividend periods, provided that we have sufficient lawful funds to pay such dividends at such time. To the extent that we do not have sufficient lawful funds to pay in cash all of such accrued, cumulated and unpaid dividends, the holders of mandatory convertible preferred stock on the mandatory conversion date shall be entitled to receive, upon conversion of the mandatory convertible preferred stock on the mandatory conversion date, an additional number of shares of common stock per share of mandatory

convertible preferred stock equal to the amount of such accrued, cumulated and unpaid dividends per share divided by the Five-Day Average Market Price as of the mandatory conversion date.

"Five-Day Average Market Price" as of any date means the arithmetic average of the volume-weighted average price per share of the common stock for each of the five trading days (as defined below) ending on the last trading day preceding the date in question, as reported by Bloomberg Professional Service for the period beginning at 9:30 am, New York City time, and ending at 4:00 pm, New York City time. If, on any trading day no volume-weighted average price is reported for the common stock by Bloomberg Professional Service, the closing price (as defined below) of a share of our common stock will be substituted for the volume-weighted average price for such day.

The conversion rate, which is the number of shares of common stock issuable upon conversion of each share of our mandatory convertible preferred stock on the applicable conversion date, will, subject to adjustment as described under "—Anti-dilution Adjustments" below, be as follows:

- if the applicable market value (as defined below) of our common stock is equal to or greater than \$ \_\_\_\_\_, which we call the "threshold appreciation price," then the conversion rate will be \_\_\_\_\_ shares of common stock per share of our mandatory convertible preferred stock (the "minimum conversion rate"), which is equal to \$50.00 divided by \$ \_\_\_\_\_ (the threshold appreciation price);
- if the applicable market value of our common stock is less than \$ \_\_\_\_\_ (the threshold appreciation price) but greater than \$ \_\_\_\_\_, which we call the "initial price," then the conversion rate will be equal to \$50.00 divided by the applicable market value of our common stock; or
- if the applicable market value of our common stock is less than or equal to \$ \_\_\_\_\_ (the initial price), then the conversion rate will be \_\_\_\_\_ shares of common stock per share of our mandatory convertible preferred stock (the "maximum conversion rate"), which is equal to \$50.00 divided by \$ \_\_\_\_\_ (the initial price).

We refer to the minimum conversion rate and the maximum conversion rate collectively as the "fixed conversion rates."

Accordingly, assuming that the market price of our common stock on the mandatory conversion date is the same as the applicable market value, the aggregate market value of the shares you receive upon conversion will be:

- greater than the liquidation preference of our mandatory convertible preferred stock if the applicable market value is greater than the threshold appreciation price,
- equal to the liquidation preference if the applicable market value is less than or equal to the threshold appreciation price and greater than or equal to the initial price, and
- less than the liquidation preference if the applicable market value is less than the initial price.

"Applicable market value" means the arithmetic average of the volume-weighted average price per share of our common stock or securities distributed in a spin-off, as applicable, for each of the 20 trading days ending on the third business day prior to the applicable conversion date, as reported by Bloomberg Professional Service for the period beginning at 9:30 am, New York City time, and ending at 4:00 pm, New York City time. If the third business day prior to the applicable conversion date is not a trading day, the 20-day trading period will end on the last trading day prior to the third business day prior to the applicable conversion date. If, on any trading day no volume-weighted average price is reported for our common stock or securities distributed in a spin-off, as applicable, by Bloomberg Professional Service, the closing price of a share of our common stock or such other securities will be

substituted for the volume-weighted average price for such day. The "initial price" is \$ \_\_\_\_\_, the initial public offering price per share of our common stock. The threshold appreciation price represents an approximately \_\_\_\_\_ % appreciation over the initial price.

The "closing price" of our common stock or any securities distributed in a spin-off, as the case may be, on any date of determination means the closing sale price or, if no closing sale price is reported, the last reported sale price of our common stock or any such securities distributed in a spin-off, as the case may be, on the New York Stock Exchange on that date. If shares of our common stock or any such securities distributed in a spin-off, as the case may be, are not traded on the New York Stock Exchange on any date of determination, the closing price of our common stock or such securities on any date of determination means the closing sale price as reported in the composite transactions for the principal U.S. national or regional securities exchange on which shares of our common stock or such securities are so listed or quoted, or if shares of our common stock or such securities are not so listed or quoted on a U.S. national or regional securities exchange, as reported by the Nasdaq stock market, or, if no closing price for our common stock or such securities is so reported, the last quoted bid price for shares of our common stock or such securities in the over-the-counter market as reported by the National Quotation Bureau or similar organization, or, if that bid price is not available, the market price of our common stock or such securities on that date as determined by a nationally recognized independent investment banking firm retained by us for this purpose.

A "trading day" is a day on which our shares of common stock:

- are not suspended from trading on at least one national or regional securities exchange or association or over-the-counter market at the close of business; and
- has traded at least once on the national or regional securities exchange or association or over-the-counter market that is the primary market for the trading of our common stock.

For purposes of this prospectus, all references herein to the closing price of our common stock on the New York Stock Exchange shall be such closing price as reflected on the website of the New York Stock Exchange ([www.nyse.com](http://www.nyse.com)) and as reported by Bloomberg Professional Service; provided that in the event that there is a discrepancy between the closing sale price as reflected on the website of the New York Stock Exchange and as reported by Bloomberg Professional Service, the closing sale price on the website of the New York Stock Exchange shall govern.

## **Conversion**

Conversion into shares of our common stock will occur on the mandatory conversion date, unless:

- we have caused the conversion of our mandatory convertible preferred stock prior to the mandatory conversion date in the manner described in "—Provisional Conversion at Our Option";
- you have converted your shares of our mandatory convertible preferred stock prior to the mandatory conversion date, in the manner described in "—Conversion at the Option of the Holder"; or
- we are involved in a merger or consolidation prior to the earlier of the mandatory conversion date and the provisional conversion notice date in which at least 30% of the consideration for our shares of common stock consists of cash or cash equivalents, and you have converted your shares of our mandatory convertible preferred stock through an exercise of the merger early conversion right in the manner described in "—Early Conversion upon Cash Merger."

On the mandatory conversion date certificates representing shares of our common stock will be issued and delivered to you or your designee upon presentation and surrender of the certificate evidencing our mandatory convertible preferred stock, if shares of our mandatory convertible preferred stock are held in certificated form, and compliance with some additional procedures.

The person or persons entitled to receive the shares of common stock issuable upon conversion of the mandatory convertible preferred stock will be treated as the record holder(s) of such shares as of the close of business on the applicable conversion date. Prior to the close of business on the applicable conversion date, the shares of common stock issuable upon conversion of our mandatory convertible preferred stock will not be deemed to be outstanding for any purpose and you will have no rights with respect to the shares of common stock, including voting rights, rights to respond to tender offers and rights to receive any dividends or other distributions on the shares of common stock, by virtue of holding our mandatory convertible preferred stock.

#### **Provisional Conversion at Our Option**

Prior to the mandatory conversion date, if the closing price per share of our common stock has exceeded 140% of the threshold appreciation price, initially \$ , subject to anti-dilution adjustments, for at least 20 trading days within a period of 30 consecutive trading days ending on the trading day prior to the date that we notify you of the optional conversion, we may, at our option, cause the conversion of all, but not less than all, of the shares of our mandatory convertible preferred stock then outstanding into shares of our common stock at the minimum conversion rate of shares of common stock for each share of our mandatory convertible preferred stock. In addition, if we are party to a merger or consolidation transaction prior to the mandatory conversion date, then we may elect to cause the conversion of all, but not less than all, of our mandatory convertible preferred stock then outstanding at the maximum conversion rate of shares of common stock for each share of mandatory convertible preferred stock, effective immediately prior to the closing of such transaction. However, if the closing price per share of our common stock exceeds \$ (140% of the threshold appreciation price of \$ ), subject to anti-dilution adjustments, for at least 20 trading days within a period of 30 consecutive trading days ending with the trading day immediately preceding the closing date of such merger or consolidation transaction, then we shall be permitted to cause conversion at the minimum conversion rate of shares of common stock for each share of mandatory convertible preferred stock. The threshold appreciation price, the initial price and conversion rates specified above are subject to adjustment as described under "—Anti-dilution Adjustments" below. We will be permitted to cause conversion as described above only if, in addition to issuing you the applicable number of shares of common stock, at the time of such conversion we have sufficient lawful funds to pay and do pay you in cash all accrued, cumulated and unpaid dividends plus an amount in cash equal to the market value at that time of the pro rata share of the collateral portfolio that secures our obligation with respect to the future dividends otherwise payable to the mandatory conversion date on the converted shares of our mandatory convertible preferred stock (provided that to the extent that dividends are payable to record holders when the provisional conversion date occurs after the close of business on a record date but before the opening of business on the corresponding Dividend Payment Date as described in the next paragraph, the foregoing pro rata payments shall not include such amounts). We will provide a notice of such conversion to each holder of our mandatory convertible preferred stock by mail and issue a press release and publish such information on our internet website; provided that the failure to issue such press release or publish such information on our website will not act to prevent or delay such conversion. The date specified in such notice for the provisional conversion shall be at least 30 days but no more than 60 days from the date of such notice.

In the case of provisional conversion of the mandatory convertible preferred stock after the close of business on a record date but before the opening of business on the corresponding Dividend

Payment Date, the record holders on such record date shall be entitled to receive the dividend otherwise payable on their converted shares of mandatory convertible preferred stock on the corresponding Dividend Payment Date.

#### **Conversion at the Option of the Holder**

Holders of our mandatory convertible preferred stock have the right to convert the mandatory convertible preferred stock, in whole or in part, at any time prior to the mandatory conversion date, into shares of our common stock at the minimum conversion rate of \_\_\_\_\_ shares of common stock per share of our mandatory convertible preferred stock, subject to adjustment as described under "—Anti-dilution Adjustments" below.

No payment or adjustment will be made by us for accrued, cumulated and unpaid dividends on shares of mandatory convertible preferred stock converted at the option of the holders as described above, but if any holder surrenders shares of mandatory convertible preferred stock for conversion after the close of business on a record date for the payment of dividends and before the opening of business on the corresponding Dividend Payment Date, then, notwithstanding such conversion, the dividend payable on such Dividend Payment Date shall be paid by us on such Dividend Payment Date to the holder of such shares of mandatory convertible preferred stock on such record date, provided that we have sufficient lawful funds to make such payment. In such event, such shares of mandatory convertible preferred stock, when surrendered for conversion, must be accompanied by funds in an amount equal to the dividends payable on such Dividend Payment Date on the shares of mandatory convertible preferred stock so converted, except to the extent that a surplus shortfall notice has been given with respect to such payment. If such payment does not accompany such shares of mandatory convertible preferred stock, the shares of mandatory convertible preferred stock shall not be converted.

#### **Early Conversion upon Cash Merger**

Prior to the earlier of the mandatory conversion date and the date on which we provide you with notice of a provisional conversion at our option (so long as the provisional conversion occurs within the time period described above in "—Provisional Conversion at Our Option"), if we are involved in a merger or consolidation (other than a merger or consolidation in which we are the continuing corporation and in which shares of our common stock outstanding immediately prior to the merger or consolidation are not exchanged for cash, securities or other property) in which at least 30% of the consideration for shares of our common stock consists of cash or cash equivalents, which we refer to as a "cash merger," then on or after the date of the cash merger until the date on which the merger early conversion right (as defined below) must be exercised, each holder of our mandatory convertible preferred stock will have the right to convert our mandatory convertible preferred stock at the conversion rate determined as set forth under "—Mandatory Conversion" assuming that the trading day immediately before the cash merger is the mandatory conversion date. We refer to this right as the "merger early conversion right." We or the surviving corporation in the merger or consolidation will provide each holder with a notice of the completion of a cash merger within five business days thereof. The notice will specify the conversion date, which shall be not less than 20 nor more than 35 days after the date of the notice, on which the merger early conversion will occur and the date by which each holder's merger early conversion right must be exercised, which date shall be on, or one business day prior to, the merger early conversion date. The notice will set forth, among other things, the applicable conversion rate and the amount of the cash, securities and other consideration receivable by the holder upon conversion. To exercise the merger early conversion right, a holder must deliver to the transfer agent, on or before the close of business on the date specified in the notice, the certificate evidencing such holder's shares of our mandatory convertible preferred stock, if shares of our mandatory convertible preferred stock are held in certificated form. If a holder exercises the merger early

conversion right, we or the surviving corporation will deliver or cause to be delivered to such holder on the merger early conversion date the net cash, securities and other property that such holder would have been entitled to receive if it had converted its shares of our mandatory convertible preferred stock immediately before the cash merger at the conversion rate (determined as set forth under "—Mandatory Conversion") in effect at such time as described above assuming that such holder was not the counterparty to the cash merger or an affiliate of such other party and did not exercise any rights of election with respect to the kind or amount of consideration to be received. If a holder does not elect to exercise the merger early conversion right, such holder's shares of our mandatory convertible preferred stock will remain outstanding and subject to conversion on the mandatory conversion date or any applicable optional conversion date or provisional conversion date.

In the event that a merger early conversion is effected with respect to shares of mandatory convertible preferred stock, we will make no payment or adjustment for accrued, cumulated and unpaid dividends on shares of mandatory convertible preferred stock that are converted, but if any holder surrenders shares of mandatory convertible preferred stock for conversion after the close of business on a record date for the payment of dividends and before the opening of business on the corresponding Dividend Payment Date, then notwithstanding such conversion, the dividend payable on such Dividend Payment Date shall be paid on such Dividend Payment Date to the holder of such shares of mandatory convertible preferred stock on such record date, provided that we have sufficient lawful funds to make such payment. In such event, such shares of mandatory convertible preferred stock, when surrendered for conversion, must be accompanied by funds in an amount equal to the dividends payable on such Dividend Payment Date on the shares of mandatory convertible preferred stock so converted, except to the extent that a surplus shortfall notice has been given with respect to such payment. If such payment does not accompany such shares of mandatory convertible preferred stock, the shares of mandatory convertible preferred stock shall not be converted.

#### **Anti-dilution Adjustments**

Each fixed conversion rate and the number of shares of common stock to be delivered upon conversion will be adjusted if:

- (1) We pay dividends (and other distributions) on shares of our common stock in shares of our common stock.
- (2) We issue to all holders of shares of our common stock rights or warrants (other than rights or warrants issued pursuant to a dividend reinvestment plan or share purchase plan or other similar plans) entitling them, for a period of up to 45 days from the date of issuance of such rights or warrants, to subscribe for or purchase our shares of common stock at less than the "current market price," (as defined below) of shares of our common stock on the date fixed for the determination of stockholders entitled to receive such rights or warrants.
- (3) We subdivide, split or combine our shares of common stock.
- (4) We distribute to all holders of shares of our common stock evidences of our indebtedness, shares of capital stock, securities, cash or other assets (excluding any dividend or distribution covered by clauses (1) or (3) above, any rights or warrants referred to in (2) above or (7) below, any dividend or distribution paid exclusively in cash, any consideration payable in connection with a tender or exchange offer made by us or any of our subsidiaries, and any dividend of shares of capital stock of any class or series, or similar equity interests, of or relating to a subsidiary or other business unit in the case of certain spin-off transactions as described below), in which event each fixed conversion rate in effect immediately prior to the close of business on the date fixed for the determination of stockholders entitled to receive such distribution will be multiplied by a fraction,

- the numerator of which is the current market price of our common stock on the date fixed for determination, and
- the denominator of which is the current market price of our common stock minus the fair market value, as determined by our board of directors, except as described in the following paragraph, of the portion of the evidences of indebtedness, shares, securities, cash or other assets so distributed applicable to one share of common stock.

In the event that we make a distribution to all holders of shares of our common stock consisting of capital stock of, or similar equity interests in, or relating to, a subsidiary or other business unit of ours (herein referred to as a "spin-off"), each fixed conversion rate will be adjusted by multiplying such conversion rate in effect immediately prior to the close of business on the date fixed for the determination of stockholders entitled to receive such distribution by a fraction, the numerator of which is the current market price of our common stock as of the fifteenth trading day after the "ex-date" for such distribution, plus the fair market value of the portion of those shares of capital stock or similar equity interests so distributed applicable to one share of common stock as of the fifteenth trading day after the "ex-date" for such distribution, and the denominator of which is the current market price of our common stock, in each case as of the fifteenth trading day after the "ex-date" for such distribution.

(5) We make a distribution consisting exclusively of cash to all holders of shares of our common stock (excluding any cash that is distributed in a reorganization event (as described below) or as part of a distribution referred to in clause (4) above, any dividend or distribution in connection with our liquidation, dissolution or winding up, and any consideration payable in connection with a tender or exchange offer made by us or any of our subsidiaries), in which event, each fixed conversion rate in effect immediately prior to the close of business on the date fixed for determination of the holders of shares of our common stock entitled to receive such distribution will be multiplied by a fraction,

- the numerator of which will be the current market price of our common stock on the date fixed for such determination; and
- the denominator of which will be the current market price of our common stock on the date fixed for such determination less the amount per share of such dividend or distribution.

(6) We or any of our subsidiaries successfully completes a tender or exchange offer for shares of our common stock to the extent that the cash and the value of any other consideration included in the payment per share of our common stock exceeds the current market price of our common stock on the fifteenth trading day next succeeding the last date on which tenders or exchanges may be made pursuant to such tender or exchange offer, in which event each fixed conversion rate in effect immediately prior to the opening of business on the sixteenth trading day after the date of expiration of the tender or exchange offer will be divided by a fraction:

- the numerator of which shall be the number of shares of common stock outstanding (including any tendered or exchanged shares) at the expiration time of such tender or exchange offer multiplied by the current market price of our common stock on the fifteenth trading day next succeeding the expiration of such tender or exchange offer, and
- the denominator of which shall be the sum of (x) the fair market value of the aggregate consideration payable to stockholders based on the acceptance (up to any maximum specified in the terms of the tender or exchange offer) of all shares validly tendered or exchanged and not withdrawn as of the expiration of such tender or exchange offer (the

shares deemed so accepted up to any such maximum being referred to as the "purchased shares") and (y) the product of the number of shares of common stock outstanding (less any purchased shares) at the expiration time and the current market price of our common stock on the fifteenth trading day next succeeding the expiration of such tender or exchange offer.

(7) To the extent that we have a stockholder rights plan in effect with respect to our common stock on any conversion date, in accordance with the terms of the stockholder rights plan, upon conversion of any shares of our mandatory convertible preferred stock, you will receive, in addition to our shares of common stock, the rights under the stockholder rights plan. If, however, prior to such conversion date, the rights have separated from our shares of common stock and the holders of our mandatory convertible preferred stock do not receive upon conversion, in addition to our shares of common stock, the rights under the plan, each fixed conversion rate will be adjusted at the time of separation as if we made a distribution to all holders of our shares of common stock as described in clause (4) above, subject to readjustment in the event of the expiration, termination or redemption of such rights. In lieu of any such adjustment, we may amend our rights plan to provide that upon conversion of the mandatory convertible preferred stock, the holders will receive, in addition to shares of our common stock issuable upon such conversion, the rights that would have attached to such shares of common stock if the rights had not been separated from our common stock under our rights plan.

The "current market price" is the arithmetic average of the volume-weighted average price per share of our common stock on each of the five consecutive trading days preceding the earlier of the day preceding the date in question and the day before the "ex date" with respect to the issuance or distribution requiring such computation, as reported by Bloomberg Professional Service for the period beginning on 9:30 a.m., New York City time, and ending at 4:00 p.m. New York City time; provided, however, that "current market price" for purposes of clause (6) above shall mean the arithmetic average of the volume-weighted average price per share of our common stock for each of the ten trading days preceding the date fixed for determination, described above. For purposes of this paragraph, the term "ex date," when used with respect to any such issuance or distribution, means the first date on which shares of our common stock trade without the right to receive such issuance or distribution. For the purposes of determining the adjustment to the fixed conversion rate for the purposes of clause (4) in the event of a spin-off, the "current market price" per share of our common stock means the average of the volume-weighted average prices described above for the first ten trading days commencing on and including the fifth trading day following the "ex-date" for such distribution.

In the event of (a) any consolidation or merger of us with or into another person (other than a merger or consolidation in which we are the continuing corporation and in which the shares of common stock outstanding immediately prior to the merger or consolidation are not exchanged for cash, securities or other property of us or another person), (b) any sale, transfer, lease or conveyance to another person of all or substantially all of our property and assets, (c) any reclassification of shares of our common stock into securities other than our common stock, or (d) any statutory exchange of our securities with another person (other than in connection with a merger or acquisition) (herein referred to as "reorganization events"), each share of our mandatory convertible preferred stock outstanding immediately prior to such reorganization event will, without the consent of the holders of our mandatory convertible preferred stock, become convertible into the kind of securities, cash and other property receivable in such reorganization event by a holder of shares of our common stock that was not the counterparty to the reorganization event or an affiliate of such other party and did not exercise any rights of election with respect to the kind or amount of consideration to be received upon such reorganization event on the mandatory conversion date or upon any subsequent conversion by us or at the option of the holders (other than a merger early conversion). In such event, on the applicable

conversion date, the applicable conversion rate then in effect will be applied based on the amount and value of securities, cash or property a holder of one share of common stock would have received in such transaction (without interest thereon and without any right to dividends or distributions thereon which have a record date prior to the date such shares of our mandatory convertible preferred stock are actually converted). Holders have the right to convert their shares of our mandatory convertible preferred stock early in the event of certain cash mergers as described under "—Early Conversion upon Cash Merger."

In addition, we may make such increases in each fixed conversion rate as we deem advisable in order to avoid or diminish any income tax to holders of shares of our common stock resulting from any dividend or distribution of our shares (or issuance of rights or warrants to acquire our shares) or from any event treated as such for income tax purposes or for any other reason. We may only make such a discretionary adjustment if we make the same proportionate adjustment to each fixed conversion rate.

In the event of a taxable distribution to holders of our shares of common stock that results in an adjustment of each fixed conversion rate or an increase in each fixed conversion rate in our discretion, holders of our mandatory convertible preferred stock may, in certain circumstances, be deemed to have received a distribution subject to U.S. federal income tax as a dividend. In addition, non-U.S. holders of our mandatory convertible preferred stock may, in certain circumstances, be deemed to have received a distribution subject to U.S. federal withholding tax requirements. See "United States Federal Income Tax Considerations—U.S. Holders—Conversion Premium and Adjustment of Conversion Rate" in this prospectus.

Adjustments to the fixed conversion rates will be calculated to the nearest 1/10,000th of a share. Prior to 16, 2008, no adjustment in the fixed conversion rates will be required unless the adjustment would require an increase or decrease of at least one percent in the fixed conversion rates. If any adjustment is not required to be made because it would not change the fixed conversion rates by at least one percent, then the adjustment will be carried forward and taken into account in any subsequent adjustment; provided that on 16, 2008, adjustments to the fixed conversion rates will be made with respect to any such adjustment carried forward and which has not been taken into account before such date.

No adjustment to the fixed conversion rates need be made if holders of mandatory convertible preferred stock may participate in the transaction that would otherwise give rise to an adjustment, including through the receipt of such distributed assets or securities upon conversion of mandatory convertible preferred stock, so long as the distributed assets or securities the holders would receive upon conversion of the mandatory convertible preferred stock, if convertible, exchangeable, or exercisable, are convertible, exchangeable or exercisable, as applicable, without any loss of rights or privileges for a period of at least 45 days following conversion of the mandatory convertible preferred stock.

The applicable conversion rate will not be adjusted:

- (a) upon the issuance of any shares of common stock pursuant to any present or future plan providing for the reinvestment of dividends or interest payable on our securities and the investment of additional optional amounts in shares of common stock under any plan;
- (b) upon the issuance of any shares of common stock or rights or warrants to purchase those shares pursuant to any present or future employee, director or consultant benefit plan or program of or assumed by us or any of our subsidiaries;
- (c) upon the issuance of any shares of common stock pursuant to any option, warrant, right or exercisable, exchangeable or convertible security outstanding as of the date the mandatory

convertible preferred stock is first issued or pursuant to the conversion of mandatory convertible preferred stock;

(d) for a change in the par value or to no par value of the shares of common stock;

(e) for accrued, cumulated and unpaid dividends; or

(f) upon the issuance by us of any shares of common stock for cash or in connection with acquisitions (other than upon the exercise of rights, warrants or options as provided in clause (2) or (4) in the first paragraph in this anti-dilution adjustments section).

We will be required, as soon as practicable after the conversion rate is adjusted, to provide or cause to be provided written notice of the adjustment to the holders of shares of mandatory convertible preferred stock. We will also be required to deliver a statement setting forth in reasonable detail the method by which the adjustment to each fixed conversion rate was determined and setting forth each revised fixed conversion rate.

If an adjustment is made to the fixed conversion rates, an adjustment also will generally be made to the threshold appreciation price and the initial price solely for the purposes of determining which clauses of the definition of the conversion rate will apply on the conversion date.

#### **Fractional Shares**

No fractional shares of common stock will be issued to holders of our mandatory convertible preferred stock upon conversion. In lieu of any fractional share of common stock otherwise issuable in respect of the aggregate number of shares of our mandatory convertible preferred stock of any holder that are converted, that holder will be entitled to receive an amount in cash (computed to the nearest cent) equal to the same fraction of the average of the daily closing price per share of common stock for each of the five consecutive trading days preceding the trading day immediately preceding the date of conversion.

If more than one share of our mandatory convertible preferred stock is surrendered for conversion at one time by or for the same holder, the number of full shares of common stock issuable upon conversion thereof shall be computed on the basis of the aggregate number of shares of our mandatory convertible preferred stock so surrendered.

#### **Common Stock Rights**

Reference is made to the "Description of Capital Stock—Common Stock" for a description of the rights of holders of shares of common stock to be delivered upon conversion of our mandatory convertible preferred stock.

#### **Liquidation Rights**

In the event of our liquidation, dissolution or winding up, subject to the rights of holders of any shares of our capital stock then outstanding ranking senior to or on a parity with our mandatory convertible preferred stock in respect of distributions upon our liquidation, dissolution or winding up, the holders of our mandatory convertible preferred stock then outstanding will be entitled to receive, out of our net assets legally available for distribution to stockholders, before any distribution or payment is made on any shares of our capital stock ranking junior as to the distribution of assets upon our voluntary or involuntary liquidation, dissolution or the winding up of our affairs, a liquidating distribution in the amount of \$50.00 per share, subject to adjustment for stock splits, combinations, reclassifications or other similar events involving our mandatory convertible preferred stock, plus an

amount equal to the sum of all accrued, cumulated and unpaid dividends for the portion of the then-current dividend period until the payment date and all prior dividend periods.

For the purpose of the immediately preceding paragraph, none of the following will constitute or be deemed to constitute a voluntary or involuntary liquidation, dissolution or winding up of our affairs:

- the sale, transfer, lease or conveyance of all or substantially all of our property and assets;
- the consolidation or merger of us with or into any other person; or
- the consolidation or merger of any other person with or into us.

In the event our assets available for distribution to the holders of our shares of preferred stock, including our mandatory convertible preferred stock, upon any liquidation, dissolution or winding up, whether voluntary or involuntary, are insufficient to pay in full all amounts to which such holders are entitled, the holders of our mandatory convertible preferred stock and the holders of any other series of preferred stock ranking on a parity with our mandatory convertible preferred stock as to distribution of assets upon such liquidation, dissolution or winding up, shall share ratably in any distribution of assets based upon the proportion of the full respective liquidation preference of such series to the aggregate liquidation preference for all outstanding shares for each series.

After the payment to the holders of our mandatory convertible preferred stock of the full preferential amounts provided for above, the holders of our mandatory convertible preferred stock will have no right or claim to any of our remaining assets.

#### **Voting Rights**

The holders of our mandatory convertible preferred stock are not entitled to any voting rights, except as required by applicable state law, our certificate of incorporation and as described below.

Unless the approval of a greater number of shares of our mandatory convertible preferred stock is required by law, we may not, without the approval of the holders of at least two-thirds of the shares of our mandatory convertible preferred stock then outstanding voting separately as a single class, amend, alter or repeal any provisions of our certificate of incorporation by way of merger, consolidation, combination, reclassification or otherwise, so as to affect adversely any right, preference or voting power of the holders of our mandatory convertible preferred stock, provided that any amendment of the provisions of the certificate of incorporation so as to issue, authorize or increase the authorized amount of, or issue or authorize any obligation or security convertible into or evidencing a right to purchase, any Parity Securities or Junior Securities shall be deemed not to affect adversely any right, preference or voting power of the holders of our mandatory convertible preferred stock. Notwithstanding anything in the foregoing to the contrary, any amendment, alteration or repeal of any of the provisions of our certificate of incorporation occurring in connection with any merger or consolidation of us of the type described in clause (a) of the definition of reorganization events (as defined above) or any statutory exchange of our securities with another person (other than in connection with a merger or acquisition) of the type described in clause (d) of the definition of reorganization events shall be deemed not to adversely affect the rights, preferences or voting power of the holders of our mandatory convertible preferred stock, provided that, subject to a holder's merger early conversion right, in the event that we do not survive the transaction, the shares of our mandatory convertible preferred stock will become shares of the successor person, having in respect of such successor person the same rights, preferences or voting powers of the holders of our mandatory convertible preferred stock immediately prior to the consummation of such merger, consolidation, or statutory exchange except that they shall be convertible into the kind and amount of net cash, securities and other property as determined in accordance with the provisions governing reorganization events as

described above, and provided further that following any such merger, consolidation or statutory exchange, such successor person shall succeed to and be substituted for us with respect to, and may exercise all of our rights and powers under, the mandatory convertible preferred stock.

In addition, we may not, without the approval of the holders of at least two-thirds of the shares of our mandatory convertible preferred stock and any class or series of Parity Securities then outstanding, voting together as a single class:

- reclassify any of our authorized shares of capital stock into any shares of any class, or any obligation or security convertible into or evidencing a right to purchase such shares, ranking senior to our mandatory convertible preferred stock as to payment of dividends or distribution of assets upon our dissolution, liquidation or winding up; or
- issue, authorize or increase the authorized amount of, or issue or authorize any obligation or security convertible into or evidencing a right to purchase any capital stock of any class or series ranking senior to our mandatory convertible preferred stock as to payment of dividends or distribution of assets upon our dissolution, liquidation or winding up; provided that we may issue, authorize or increase the authorized amount of, or issue or authorize any obligation or security convertible into or evidencing a right to purchase, any capital stock of any class or series ranking on a parity with or junior to our mandatory convertible preferred stock as to payment of dividends or distribution of assets upon our dissolution, liquidation or winding up without the vote of the holders of our mandatory convertible preferred stock.

If and whenever an amount equal to six full quarterly dividends, whether or not consecutive, payable on any class or series of our shares of preferred stock, including our mandatory convertible preferred stock, are not paid or otherwise declared and set aside for payment, the holders of our shares of preferred stock, including our mandatory convertible preferred stock, voting separately as a single class, shall be entitled to increase the authorized number of directors on our board of directors by two and elect such two additional directors to our board of directors at the next annual meeting or special meeting of our stockholders. Not later than 40 days after the entitlement arises our board of directors shall convene a special meeting of the holders of our shares of preferred stock for the purpose of electing the additional two directors. If our board of directors fails to convene such meeting within such 40-day period, then holders of 10% of our outstanding shares of preferred stock, including our mandatory convertible preferred stock, taken as a single class, may call the meeting. If all accrued, cumulated and unpaid dividends in default on our shares of preferred stock, including our mandatory convertible preferred stock, have been paid in full or declared and set apart for payment or such shares are no longer outstanding, the holders of our mandatory convertible preferred stock and our other shares of preferred stock will no longer have the right to vote on directors and the term of office of each director so elected will terminate forthwith and the authorized number of our directors will, without further action, be reduced accordingly.

#### **Miscellaneous**

We will at all times reserve and keep available out of our authorized and unissued shares of common stock or shares of common stock held in the treasury by us, solely for issuance upon the conversion of our mandatory convertible preferred stock, that number of shares of common stock as shall from time to time be issuable upon the conversion of all our mandatory convertible preferred stock then outstanding. Any shares of our mandatory convertible preferred stock converted into shares of our common stock or otherwise reacquired by us shall not be reissued as such, shall automatically be retired and resume the status of authorized and unissued shares of preferred stock, undesignated as to series, and shall be available for subsequent issuance.

## **Transfer Agent, Registrar and Paying Agent**

The \_\_\_\_\_ will act as transfer agent, registrar, and paying agent for the payment of dividends for our mandatory convertible preferred stock.

## **Title**

We, the transfer agent, registrar and paying agent may treat the registered holder of our mandatory convertible preferred stock as the absolute owner of our mandatory convertible preferred stock for the purpose of making payment and settling the related conversions and for all other purposes, except as may otherwise be required by applicable law.

## **Book-Entry, Delivery and Form**

The Depository Trust Company, or DTC, will act as securities depository for our mandatory convertible preferred stock. Our mandatory convertible preferred stock will be issued only as fully registered securities, and except in the limited circumstances described below, will be registered in the name of Cede & Co., the depository's nominee. One or more fully registered global security certificates, representing the total aggregate number of shares of our mandatory convertible preferred stock, will be issued and deposited with or on behalf of the depository and will bear a legend regarding the restrictions on exchanges and registration of transfer referred to below.

The laws of some jurisdictions require that some purchasers of securities take physical delivery of securities in definitive form. Those laws may impair the ability to transfer beneficial interests in our mandatory convertible preferred stock so long as our mandatory convertible preferred stock is represented by global security certificates.

The depository is a limited-purpose trust company organized under the New York Banking Law, a "banking organization" within the meaning of the New York Banking Law, a member of the Federal Reserve System, a "clearing corporation" within the meaning of the New York Uniform Commercial Code and a "clearing agency" registered pursuant to the provisions of Section 17A of the Securities Exchange Act of 1934.

The depository holds securities that its participants deposit with the depository. The depository also facilitates the settlement among participants of securities transactions, including transfers and pledges, in deposited securities through electronic computerized book-entry changes in participants' accounts, thus eliminating the need for physical movement of securities certificates. Direct participants include securities brokers and dealers, banks, trust companies, clearing corporations and certain other organizations. The depository is owned by a number of its direct participants and by the New York Stock Exchange, the American Stock Exchange LLC and the National Association of Securities Dealers, Inc., collectively referred to as participants. Access to the depository system is also available to others, including securities brokers and dealers, banks and trust companies that clear transactions through or maintain a direct or indirect custodial relationship with a direct participant, collectively referred to as indirect participants. The rules applicable to the depository and its participants are on file with the SEC.

Except as otherwise required by applicable law, no shares of our mandatory convertible preferred stock represented by global security certificates may be exchanged in whole or in part for our mandatory convertible preferred stock registered, and no transfer of global security certificates will be made in whole or in part for our mandatory convertible preferred stock registered, and no transfer of global security certificates in whole or in part may be registered, in the name of any person other than the depository or any nominee of the depository, unless (i) the depository has notified us that it is unwilling or unable to continue as depository for the global security certificates and we do not appoint

a qualified replacement within 90 days, (ii) the depositary has ceased to be qualified to act as such and we do not appoint a qualified replacement within 90 days, or (iii) we decide to discontinue the use of book-entry transfer through the depositary (or any successor depositary). All of our mandatory convertible preferred stock represented by one or more global security certificates or any portion of them will be registered in those names as the depositary may direct.

As long as the depositary or its nominee is the registered owner of the global security certificates, the depositary or that nominee will be considered the sole owner and holder of the global security certificates and all of our mandatory convertible preferred stock represented by those certificates for all purposes under our mandatory convertible preferred stock, except as otherwise required by applicable law. Notwithstanding the foregoing, nothing herein shall prevent us, the registrar or any agent of ours or the registrar from giving effect to any written certification, proxy or other authorization furnished by the depositary or impair, as between the depositary and its members or participants, the operation of customary practices of the depositary governing the exercise of the rights of a holder of a beneficial interest in any global security certificates. The depositary or any nominee of the depositary may grant proxies or otherwise authorize any person to take any action that the depositary or such nominee is entitled to take pursuant to our mandatory convertible preferred stock or our certificate of incorporation, as amended.

Except in the limited circumstances referred to above or as otherwise required by applicable law, owners of beneficial interests in global security certificates will not be entitled to have the global security certificates or our mandatory convertible preferred stock represented by those certificates registered in their names, will not receive or be entitled to receive physical delivery of our mandatory convertible preferred stock certificates in exchange and will not be considered to be owners or holders of the global security certificates or any of our mandatory convertible preferred stock represented by those certificates for any purpose under our mandatory convertible preferred stock. All payments on our mandatory convertible preferred stock represented by the global security certificates and all related transfers and deliveries of shares of common stock will be made to the depositary or its nominee as their holder.

Ownership of beneficial interests in the global security certificates will be limited to participants or persons that may hold beneficial interests through institutions that have accounts with the depositary or its nominee. Ownership of beneficial interests in global security certificates will be shown only on, and the transfer of those ownership interests will be effected only through, records maintained by the depositary or its nominee with respect to participants' interests or by the participants with respect to interests of persons held by the participants on their behalf.

Procedures for conversion of the mandatory convertible preferred stock on the mandatory conversion date or upon early conversion will be governed by arrangements among the depositary, participants and persons that may hold beneficial interests through participants designed to permit the settlement without the physical movement of certificates. Payments, transfers, deliveries, exchanges and other matters relating to beneficial interests in global security certificates may be subject to various policies and procedures adopted by the depositary from time to time.

Neither we nor any of our agents will have any responsibility or liability for any aspect of the depositary's or any participant's records relating to, or for payments made on account of, beneficial interests in global security certificates, or for maintaining, supervising or reviewing any of the depositary's records or any participant's records relating to those beneficial ownership interests.

The information in this section concerning the depositary and its book-entry system has been obtained from sources that we believe to be reliable, but we do not take responsibility for its accuracy.

#### **Replacement of Mandatory Convertible Preferred Stock Certificates**

If physical certificates are issued, we will replace any mutilated certificate at your expense upon surrender of that certificate to the transfer agent. We will replace certificates that become destroyed, stolen or lost at your expense upon delivery to us and the transfer agent of satisfactory evidence that the certificate has been destroyed, stolen or lost, together with any indemnity that may be required by the transfer agent and us.

However, we are not required to issue any certificates representing our mandatory convertible preferred stock on or after the applicable conversion date. In place of the delivery of a replacement certificate following the applicable conversion date, the transfer agent, upon delivery of the evidence and indemnity described above, will deliver the shares of common stock pursuant to the terms of our mandatory convertible preferred stock formerly evidenced by the certificate.

## UNITED STATES FEDERAL INCOME TAX CONSIDERATIONS

The following summary is a discussion of U.S. federal income tax considerations relevant to the purchase, ownership and disposition of our mandatory convertible preferred stock and our common stock received upon conversion and is based upon the Internal Revenue Code of 1986, as amended (the "Code"), Treasury regulations, IRS rulings, and administrative and judicial decisions currently in effect, all of which are subject to change (possibly with retroactive effect) or possible differing interpretations. Unless otherwise stated, this discussion is limited to the tax consequences to those holders who hold mandatory convertible preferred stock and common stock as capital assets. This discussion does not purport to deal with persons in special tax situations, such as financial institutions, regulated investment companies, real estate investment trusts, tax-exempt organizations, dealers in securities or currencies, persons holding shares of our mandatory convertible preferred stock or shares of our common stock as a hedge against currency risk or as a position in a "straddle" or conversion transaction, or persons whose functional currency is not the U.S. dollar. This discussion does not address the tax consequences to partnerships or other pass-through entities or persons investing through such partnerships or entities.

PROSPECTIVE INVESTORS CONSIDERING THE PURCHASE OF OUR MANDATORY CONVERTIBLE PREFERRED STOCK SHOULD CONSULT THEIR OWN TAX ADVISERS CONCERNING THE APPLICATION OF U.S. FEDERAL INCOME TAX LAWS TO THEIR PARTICULAR SITUATIONS AS WELL AS ANY CONSEQUENCES ARISING UNDER THE LAWS OF ANY OTHER TAXING JURISDICTION.

For purposes of this discussion, "U.S. holder" means a beneficial owner of mandatory convertible preferred stock that is for U.S. federal income tax purposes (i) a citizen or resident of the United States, (ii) a corporation (or other entity taxed as a corporation for U.S. federal income tax purposes) created or organized in the United States or under the laws of the United States, any state thereof or the District of Columbia, (iii) an estate the income of which is subject to U.S. federal income taxation regardless of its source, or (iv) a trust whose administration is subject to the primary supervision of a U.S. court and which has one or more United States persons with the authority to control all substantial decisions of the trust, or a trust in existence on August 20, 1996 that has elected to continue to be treated as a "United States person" (as defined for U.S. federal income tax purposes). "Non-U.S. holder" means any beneficial owner of mandatory convertible preferred stock that is a nonresident alien or a corporation, trust or estate that is not a U.S. holder.

No statutory, judicial or administrative authority directly addresses the treatment of an instrument with some of the features of our mandatory convertible preferred stock for U.S. federal income tax purposes, and no ruling is being requested from the IRS with respect to our mandatory convertible preferred stock. Thus, as further discussed below, some aspects of the U.S. federal income tax treatment of an investment in our mandatory convertible preferred stock are not certain.

### U.S. Holders

Because of the up-front dividend declaration and collateral features of our mandatory convertible preferred stock, the federal income tax treatment of the issuance of, and distributions on, our mandatory convertible preferred stock is not certain. The IRS has ruled that generally the date of payment, rather than the date of declaration, is the taxable distribution date to stockholders for a dividend. Under Treasury regulations, a distribution of cash or property by a corporation to its stockholders will be treated as received by them when the cash or property is unqualifiedly made subject to their demands. Accordingly, while there are no authorities directly addressing the taxation of corporate distributions in a context similar to that of our mandatory convertible preferred stock, and therefore the matter is not free from doubt, we intend to treat distributions with respect to our

mandatory convertible preferred stock as occurring for U.S. federal income tax purposes on a quarterly basis when cash payments are made to the holders rather than upon the declaration of the dividend at the time the mandatory convertible preferred stock is issued and the collateral portfolio is delivered to the collateral agent.

Under certain circumstances, however, the setting aside of property for the benefit of stockholders has been treated as a distribution of property for U.S. federal income tax purposes. Thus, the IRS may take the position that the up-front dividend declaration and collateral features of our mandatory convertible preferred stock result in a distribution to a holder equal to its pro rata share of the collateral portfolio on the issue date taxable in the manner described below under "Distributions and Dividends." Under this approach, a holder would be required to account for its interest in the collateral portfolio and its interest in our mandatory convertible preferred stock separately, and in the event of an early conversion at the holder's option, the holder would likely be treated as transferring its pro rata interest in the remaining portion of the collateral portfolio to us in a taxable transaction in connection with the conversion.

#### *Distributions and Dividends*

For U.S. federal income tax purposes, distributions paid with respect to our mandatory convertible preferred stock or our common stock will be taxable as dividend income to the extent of the current and accumulated "earnings and profits" (as defined in the Code). In the event that we do not have sufficient earnings and profits, distributions will not be treated as dividends, but rather, will be treated as a return of capital that reduces your basis in our mandatory convertible preferred stock or common stock on a dollar-for-dollar basis, and thereafter as capital gain.

At present, we do not believe that we have any accumulated earnings and profits and can give no assurance as to whether we will generate any earnings and profits in this or any future taxable period. Moreover, the appropriate time for measuring our accumulated earnings and profits will, in part, depend upon the ultimate treatment of our mandatory convertible preferred stock for tax purposes. As discussed above, we intend to treat the distributions with respect to our mandatory convertible preferred stock as occurring on a quarterly basis when paid to a holder. Thus, we will determine the status of distributions (as dividends or as a return of capital) by reference to our earnings and profits, if any, for the year in which distributions are paid. However, since we are declaring all distributions from issuance through the mandatory conversion date at the time the mandatory convertible preferred stock is issued, and delivering the collateral portfolio to the collateral agent at that time, the IRS may assert that the proper time for measuring our earnings and profits for purposes of characterizing distributions as dividends is the year in which our mandatory convertible preferred stock is issued regardless of whether the distributions are treated as received by you in subsequent periods.

Distributions treated as dividend income, if any, received by an individual in respect of our mandatory convertible preferred stock or common shares before January 1, 2009 generally will be subject to U.S. federal income tax at a maximum rate of 15%. Similarly, distributions constituting dividend income paid to U.S. holders that are corporations generally will qualify for the dividends received deduction subject to applicable limitations. A U.S. holder should consult its tax adviser regarding the availability of the reduced dividend tax rate or the dividends received deduction in the light of its particular circumstances.

Further, U.S. holders that are corporations should be aware that under certain circumstances, a corporation that receives an "extraordinary dividend" (as defined in section 1059 of the Code) is required to reduce its stock basis by the portion of such dividend that is not taxed because of the dividends received deduction. U.S. holders who are individuals and who receive an "extraordinary dividend" would be required to treat any losses on the sale of mandatory convertible preferred stock as

long-term capital losses to the extent such dividends received by them qualify for the reduced 15% tax rate. Investors should consult their tax advisers with respect to the potential application of the extraordinary dividend rules to an investment in our mandatory convertible preferred stock, particularly in light of the uncertainties associated with the timing and character of distributions discussed above.

#### *Mandatory or Optional Conversion into Common Stock*

Except as discussed below, as a general rule, a U.S. holder will not recognize gain or loss in respect of the receipt of common shares upon the conversion of our mandatory convertible preferred stock.

Cash received in lieu of a fractional common share generally will be treated as a payment in a taxable exchange for such fractional common share, and gain or loss will be recognized on the receipt of cash in an amount equal to the difference between the amount of cash received and the amount of adjusted tax basis allocable to the fractional common share.

Upon any conversion by a U.S. holder of our mandatory convertible preferred stock into our common stock prior to or on the mandatory conversion date, any amount received in cash with respect to accrued but unpaid dividends will be treated as dividend income, a return of capital or capital gain under the rules discussed above under "Distributions and Dividends".

Except as discussed below, the adjusted tax basis of common shares received on conversion will equal the adjusted tax basis of the mandatory convertible preferred stock converted (reduced by the portion of adjusted tax basis allocated to any fractional common shares exchanged for cash and subject to downward adjustment, if any, described below), and the holding period of such common shares received on conversion generally will include the period during which the U.S. holder held its converted mandatory convertible preferred stock.

If we do not have sufficient surplus to pay all accrued, cumulated and unpaid dividends in cash by the mandatory conversion date, and as a result upon conversion of the mandatory convertible preferred stock on the mandatory conversion date a U.S. holder of our mandatory convertible preferred stock receives additional shares of common stock (see "Description of Mandatory Convertible Preferred Stock—Mandatory Conversion"), the U.S. holder will be treated as receiving a distribution with respect to our mandatory convertible preferred stock in an amount equal to the fair market value of such additional shares of common stock, which will be treated in the manner described above under "Distributions and Dividends." The basis of any such additional shares received in connection with a mandatory conversion will equal fair market value at the time of receipt.

As discussed above (see "Description of Mandatory Convertible Preferred Stock—Provisional Conversion at Our Option"), in the event we exercise our option to cause an early conversion of the mandatory convertible preferred stock, we will pay a U.S. holder cash in an amount equal to the market value of the U.S. holder's pro rata share of the collateral portfolio. In this event, although the matter is not free from doubt, such cash should be taxable, but only to the extent of gain realized by the U.S. holder on the conversion. For this purpose, a U.S. holder will realize gain on the conversion equal to the excess, if any, of the sum of the fair market value of our common shares and the cash received upon early conversion (other than amounts paid for accrued but unpaid dividends) over the U.S. holder's adjusted tax basis in our mandatory convertible preferred stock immediately prior to conversion. Any such gain will be capital gain unless the receipt of such cash is considered to have the effect of a dividend, in which case it will be treated as a dividend to the extent of our earnings and profits. To the extent the amount of cash that the U.S. holder receives exceeds the gain realized, the excess amount should not be taxable to such U.S. holder but will reduce its adjusted tax basis in our

common shares. A U.S. holder will not be permitted to recognize any loss realized by it upon conversion of mandatory convertible preferred stock into common shares.

U.S. holders should be aware that the tax treatment described above in respect of the payments made in respect of future dividends is not certain and may be challenged by the IRS on grounds that the cash received attributable to future dividends represents a taxable dividend to the extent we have earnings and profits at the time of conversion (or, alternatively, as ordinary income). Under this characterization, the U.S. holder would be taxable on cash received on account of future dividends even if it realized a loss on its early conversion of our mandatory convertible preferred stock into our common shares.

A U.S. holder's right potentially to receive a greater number of shares of our common stock at the mandatory conversion date or pursuant to an early conversion upon a cash merger as compared to the number of shares of common stock that such holder would receive upon conversion at an earlier date could be viewed as a constructive distribution of stock to such holder under Section 305 of the Code, which, if so treated, would be subject to tax as a dividend to the extent of our current and accumulated earnings and profits. While the matter is not free from doubt due to lack of authority directly on point, we intend to take the position that such a right on the part of the holder of our mandatory convertible preferred stock to receive a greater number of shares of common stock, as described in this paragraph, should not result in a constructive distribution of stock.

#### *Adjustment of Conversion Rate*

Under certain circumstances, adjustments to the conversion rate, for example to reflect our issuance of certain rights, warrants, evidences of indebtedness, securities or other assets to holders of common stock, may result in constructive distributions under Section 305(c) of the Code to the holders of our mandatory convertible preferred stock includable in income in the manner described under "Distributions and Dividends," above. Thus, under certain circumstances, U.S. holders may recognize income in the event of a constructive distribution even though they may not receive any cash or property.

#### *Disposition of Mandatory Convertible Preferred Stock and Common Stock*

A U.S. holder that sells or otherwise disposes of shares of our common stock or shares of our mandatory convertible preferred stock generally will recognize gain (or loss) equal to the difference between the amount realized (not including any proceeds attributable to any accrued but unpaid dividends, which will be taxable in the manner described above to holders of record who have not previously included such dividends in income), and the adjusted tax basis of our common stock or mandatory convertible preferred stock disposed of by such holder. Such gain or loss generally will be long-term capital gain or loss if the holding period for such stock is more than one year.

#### *Information Reporting And Backup Withholding On U.S. Holders*

Certain U.S. holders may be subject to backup withholding on the payment of distributions on our mandatory convertible preferred stock or common stock and payments of proceeds on the sale or redemption of our mandatory convertible preferred stock or common stock unless such U.S. holders provide proof of an applicable exemption or a correct taxpayer identification number, and otherwise comply with applicable requirements of the backup withholding rules. Any amount withheld under the backup withholding rules from a payment to a holder is allowable as a credit against such holder's U.S. federal income tax, which may entitle the holder to a refund, provided that the holder provides the required information to the IRS.

## Non-U.S. Holders

### *Distributions and Dividends*

In general, all distributions paid to a Non-U.S. holder (including any constructive distributions and any cash paid upon an early conversion) will be subject to U.S. withholding tax at rate of 30% of the gross amount, or a lower rate prescribed by an applicable income tax treaty, unless the dividends are effectively connected with a trade or business carried on by the Non-U.S. holder within the United States (or, in the case of an applicable income tax treaty, are attributable to a permanent establishment in the United States). If we or another withholding agent withholds tax on any distribution that is made during a taxable year for which we have no earnings and profits (current or accumulated), you may be entitled to a refund of the tax withheld, which you may claim by filing a U.S. tax return with the IRS. Distributions that are effectively connected with a U.S. trade or business (or attributable to a permanent establishment in the United States) generally will not be subject to U.S. withholding tax if the Non-U.S. holder files the required forms, including IRS Form W-8ECI or any successor form, with the payor of the distribution, and instead will be subject to U.S. federal income tax on a net income basis, in the same manner as if the Non-U.S. holder were a resident of the United States. A Non-U.S. holder that is a corporation may be subject to an additional branch profits tax at a rate of 30%, or such lower rate as may be specified by an applicable income tax treaty. A Non-U.S. holder is required to satisfy certification requirements in order to claim a reduced rate of withholding tax under an applicable income tax treaty, including the filing of IRS Form W-8BEN or any successor form.

### *Disposition of Mandatory Convertible Preferred Stock and Common Stock*

In general, a Non-U.S. Holder will not be subject to U.S. federal income tax on any gain realized upon the sale or other taxable disposition of shares of mandatory convertible preferred stock or shares of our common stock so long as:

- the gain is not effectively connected with a trade or business carried on by the Non-U.S. Holder within the United States or, where an income tax treaty applies, the gain is not attributable to a U.S. permanent establishment of the Non-U.S. Holder;
- with respect to a Non-U.S. Holder who is an individual, such non-U.S. holder either is not present in the United States for 183 days or more in the taxable year of the disposition or does not have a "tax home" in the United States for U.S. federal income tax purposes and meets other requirements; and
- we are not and have not been a United States real property holding corporation for U.S. federal income tax purposes at any time during the five-year period preceding such sale or other disposition.

We believe that we have not been and are not currently a United States real property holding corporation, and we do not expect to become one in the future based on our anticipated business operations.

### *Conversion Into Common Shares*

Except with respect to any payment of cash or common stock treated as dividends under the rule described above with respect to U.S. holders, as a general rule, a non-U.S. holder will not recognize any gain or loss in respect of the receipt of common shares upon the conversion of our mandatory convertible preferred stock.

Mandatory convertible preferred stock and common stock owned or treated as owned by an individual who is not a citizen or resident, as defined for U.S. federal estate tax purposes, of the United States at the time of death will be includible in the individual's gross estate for U.S. federal estate tax purposes and therefore may be subject to U.S. federal estate tax, unless an applicable estate tax treaty provides otherwise.

*Information Reporting, Backup Withholding and Other Reporting Requirements*

We must report annually to the IRS and to each Non-U.S. Holder the amount of dividends paid to, and the tax withheld with respect to, each Non-U.S. Holder. These reporting requirements apply regardless of whether withholding was reduced or eliminated by an applicable tax treaty. Copies of this information also may be made available under the provisions of a specific treaty or agreement with the tax authorities in the country in which the Non-U.S. Holder resides or is established.

The payment of distributions or the payment of proceeds from the disposition of mandatory convertible preferred stock or common stock to a Non-U.S. holder may be subject to backup withholding unless the recipient certifies under penalties of perjury as to its foreign status and certain other requirements are met, or the Non-U.S. holder otherwise establishes an exemption. The payment of proceeds from the disposition of mandatory convertible preferred stock or common stock to or through a non-U.S. office of a broker generally will not be subject to backup withholding or information reporting; however, such a payment of proceeds may be subject to information reporting, but generally not backup withholding, if the broker is:

- a United States person;
- a "controlled foreign corporation" for U.S. federal income tax purposes;
- a foreign person 50% or more of whose gross income from a specified period is effectively connected with a U.S. trade or business; or
- a foreign partnership if at any time during its tax year either (i) one or more of its partners are United States persons who in the aggregate hold more than 50% of the income or capital interests in the partnership, or (ii) the foreign partnership is engaged in a U.S. trade or business.

Backup withholding is not an additional tax. Any amounts withheld under the backup withholding rules from a payment to a Non-U.S. Holder can be credited against the Non-U.S. Holder's U.S. federal income tax liability, if any (and may be refunded in the event they exceed such liability), provided that the required information is furnished to the IRS in a timely manner.

***Each prospective Non-U.S. Holder of mandatory convertible preferred stock should consult that holder's own tax adviser with respect to the U.S. federal, state, local and foreign tax consequences of the acquisition, ownership and disposition of mandatory convertible preferred stock.***

## UNDERWRITING

Citigroup Global Markets Inc., Credit Suisse First Boston LLC, Merrill Lynch, Pierce, Fenner & Smith Incorporated and Deutsche Bank Securities Inc. are acting as joint book-running managers of the offering of mandatory convertible preferred stock and as representatives of the underwriters named below. Subject to the terms and conditions stated in the underwriting agreement, dated the date of this prospectus, each underwriter named below has agreed to purchase, and we have agreed to sell to that underwriter, the number of shares of mandatory convertible preferred stock set forth opposite the underwriter's name.

Underwriter	Number of Shares
Citigroup Global Markets Inc.	
Credit Suisse First Boston LLC	
Merrill Lynch, Pierce, Fenner & Smith Incorporated	
Deutsche Bank Securities Inc.	
J.P. Morgan Securities Inc.	
Lehman Brothers Inc.	
UBS Securities LLC	
CIBC World Markets Corp.	
Jefferies & Company, Inc.	
Natexis Bleichroeder Inc.	
Scotia Capital (USA) Inc.	
WR Hambrecht + Co, LLC	
Total	5,000,000

The underwriting agreement provides that the obligations of the underwriters to purchase the shares included in this offering are subject to approval of legal matters by counsel and to other conditions. The underwriters are obligated to purchase all the shares (other than those covered by the over-allotment option described below) if they purchase any of the shares. If an underwriter defaults, the underwriting agreement provides that the purchase commitments of the non-defaulting underwriters may be increased or the underwriting agreement may be terminated.

The underwriters propose to offer some of the shares directly to the public at the offering price set forth on the cover page of this prospectus and some of the shares to dealers at the public offering price less a concession not to exceed \$            per share. The underwriters may allow, and dealers may reallocate, a concession not to exceed \$            per share on sales to other dealers. If all the shares are not sold at the initial offering price, the representatives may change the public offering price and the other selling terms. The representatives have advised us that the underwriters do not intend sales to discretionary accounts to exceed five percent of the total number of shares of our mandatory convertible preferred stock offered by them.

We have granted to the underwriters an option, exercisable for 30 days from the date of this prospectus, to purchase up to            additional shares of mandatory convertible preferred stock at the public offering price less the underwriting discount, plus accrued, cumulated and unpaid dividends from the initial date of issuance of the shares. The underwriters may exercise the option solely for the purpose of covering over-allotments, if any, in connection with this offering. To the extent the option is exercised, each underwriter must purchase a number of additional shares approximately proportionate to that underwriter's initial purchase commitment.

We, our executive officers and directors, the selling stockholder in our concurrent initial public offering of common stock and substantially all of our other stockholders have agreed that, for a period of 180 days from the date of this prospectus, we and they will not, subject to limited exceptions, without the prior written consent of Citigroup Global Markets Inc., offer, sell, contract to sell, pledge or otherwise dispose of, directly or indirectly, including the filing (or participation in the filing) of a registration statement under the Securities Act relating to, any shares of our common stock or any securities convertible into or exchangeable for our common stock, including shares of our mandatory convertible preferred stock and shares of common stock issued upon conversion thereof. Citigroup Global Markets Inc. in its sole discretion may release any of the securities subject to these lock-up agreements at any time without notice. In the event that either (x) during the last 17 days of the 180-day period referred to above, we issue an earnings release or a press release announcing a significant event or (y) prior to the expiration of such 180 days, we announce that we will release earnings or issue a press release announcing a significant event during the 17-day period beginning on the last day of such 180-day period, the restrictions described above shall continue to apply until the expiration of the 17-day period beginning on the date of the earnings or the significant event press release. Citigroup Global Markets Inc. in its sole discretion may release any of the securities subject to these lock-up agreements at any time without notice. Citigroup Global Markets Inc. has advised us that (i) it has no present intent or arrangement to release any of the securities subject to the lock-up agreements, (ii) there are no specific criteria that Citigroup Global Markets Inc. will use in determining whether to release any shares from the lock-up agreements, (iii) the release of any shares will be considered on a case by case basis and (iv) the factors it could use in deciding whether to release shares may include the length of time before the lock-up expires, the number of shares involved, the reason for the requested release, market conditions, the trading price of our common stock, historical trading volumes of our common stock and whether the person seeking the release is an officer, director or affiliate of our company.

Each underwriter has represented, warranted and agreed that:

- it has not offered or sold and, prior to the expiry of a period of six months from the closing date, will not offer or sell any shares included in this offering to persons in the United Kingdom except to persons whose ordinary activities involve them in acquiring, holding, managing or disposing of investments (as principal or agent) for the purposes of their businesses or otherwise in circumstances which have not resulted and will not result in an offer to the public in the United Kingdom within the meaning of the Public Offers of Securities Regulations 1995;
- it has only communicated and caused to be communicated and will only communicate or cause to be communicated any invitation or inducement to engage in investment activity (within the meaning of section 21 of the Financial Services and Markets Act 2000 ("FSMA")) received by it in connection with the issue or sale of any shares included in this offering in circumstances in which section 21(1) of the FSMA does not apply to us;
- it has complied and will comply with all applicable provisions of the FSMA with respect to anything done by it in relation to the shares included in this offering in, from or otherwise involving the United Kingdom;
- the offer in the Netherlands of the shares included in this offering is exclusively limited to persons who trade or invest in securities in the conduct of a profession or business (which include banks, stockbrokers, insurance companies, pension funds, other institutional investors and finance companies and treasury departments of large enterprises); and
- the shares offered in this prospectus have not been registered under the Securities and Exchange Law of Japan, and it has not offered or sold and will not offer or sell, directly or indirectly, the mandatory convertible preferred stock in Japan or to or for the account of any resident of

Japan, except (1) pursuant to an exemption from the registration requirements of the Securities and Exchange Law and (2) in compliance with any other applicable requirements of Japanese law.

Prior to this offering, there has been no public market for our mandatory convertible preferred stock. Consequently, the initial offering price for the shares was determined by negotiations among us and the representatives. Among the factors considered in determining the initial offering price were our record of operations, our current financial condition, our future prospects, our markets, the economic conditions in and future prospects for the industry in which we compete, our management, and currently prevailing general conditions in the equity securities markets, including current market valuations of publicly traded companies considered comparable to our company. We cannot assure you, however, that the prices at which the shares will sell in the public market after this offering will not be lower than this initial public offering price or that an active trading market in our mandatory convertible preferred stock will develop and continue after this offering.

The following table shows the underwriting discounts and commissions that we are to pay to the underwriters in connection with this offering. These amounts are shown assuming both no exercise and full exercise of the underwriters' option to purchase additional shares of mandatory convertible preferred stock.

	No Exercise	Full Exercise
Per Share	\$	\$
Total	\$	\$

In connection with the offering, Merrill Lynch, Pierce, Fenner & Smith Incorporated, on behalf of the underwriters, may purchase and sell shares of mandatory convertible preferred stock or common stock in the open market. These transactions may include short sales, syndicate covering transactions and stabilizing transactions. Short sales involve syndicate sales of mandatory convertible preferred stock or common stock in excess of the number of shares to be purchased by the underwriters in the offering, which creates a syndicate short position. "Covered" short sales are sales of shares made in an amount up to the number of shares represented by the underwriters' over-allotment option. In determining the source of shares to close out the covered syndicate short position, the underwriters will consider, among other things, the price of shares available for purchase in the open market as compared to the price at which they may purchase shares through the over-allotment option. Transactions to close out the covered syndicate short involve either purchasers of the mandatory convertible preferred stock or common stock in the open market after the distribution has been completed or the exercise of the over-allotment option. The underwriters may also make "naked" short sales of shares in excess of the over-allotment option. The underwriters must close out any naked short position by purchasing shares of mandatory convertible preferred stock or common stock in the open market. A naked short position is more likely to be created if the underwriters are concerned that there may be downward pressure on the price of the shares in the open market after pricing that could adversely affect investors who purchase in the offering. Stabilizing transactions consist of bids for or purchases of shares in the open market while the offering is in progress.

The underwriters also may impose a penalty bid. Penalty bids permit the underwriters to reclaim a selling concession from a syndicate member when an underwriter repurchases shares originally sold by that syndicate member in order to cover syndicate short positions or make stabilizing purchases. Any of these activities may have the effect of preventing or retarding a decline in the market price of the mandatory convertible preferred stock. They may also cause the price of the mandatory convertible preferred stock to be higher than the price that would otherwise exist in the open market in the absence of these transactions. The underwriters may conduct these transactions on the New York Stock

Exchange or in the over-the-counter market, or otherwise. If the underwriters commence any of these transactions, they may discontinue them at any time.

We have applied to list our mandatory convertible preferred stock on the New York Stock Exchange under the symbol "HUNPr." In order to meet the requirements for listing on the New York Stock Exchange, the underwriters have undertaken to sell shares to at least 100 beneficial holders and to meet certain other distribution requirements required by the New York Stock Exchange.

We estimate that our total expenses of this offering will be \$ .

An affiliate of Deutsche Bank Securities Inc. is an agent and a lender, J.P. Morgan Securities Inc. is an agent and a lender and Natexis Bleichroeder Inc. is a lender under the HLLC Credit Facilities. In such capacities, each has received customary fees for such services. An affiliate of Deutsche Bank Securities Inc. is an agent and a lender, and affiliates of Credit Suisse First Boston LLC, Citigroup Global Markets Inc., Merrill Lynch, Pierce, Fenner & Smith Incorporated, J.P. Morgan Securities Inc., Lehman Brothers Inc., UBS Securities LLC, Scotia Capital (USA) Inc. and Natexis Bleichroeder Inc. are lenders, under the HI Credit Facility. In such capacities, each has received customary fees for such services. In addition, Credit Suisse First Boston LLC and certain of its affiliates and employees are limited partners in MatlinPatterson and, therefore, have an indirect economic interest in our company. Affiliates of Credit Suisse First Boston LLC provide private banking services to Jon M. Huntsman and other members of the Huntsman family from time to time, including asset management, retail brokerage and margin lending services on customary terms. Credit Suisse First Boston LLC, Deutsche Bank Securities Inc., Citigroup Global Markets Inc., J.P. Morgan Securities Inc., CIBC World Markets Corp. and UBS Securities LLC acted as initial purchasers in the HLLC Senior Secured Notes offering in September 2003, Deutsche Bank Securities Inc. and Credit Suisse First Boston LLC acted as initial purchasers in the HI Senior Subordinated Notes offering in December 2004, Deutsche Bank Securities Inc. and Credit Suisse First Boston LLC acted as initial purchasers in the HLLC Senior Secured Notes offering in December 2003, and Credit Suisse First Boston LLC, Citigroup Global Markets Inc., Deutsche Bank Securities Inc., J.P. Morgan Securities Inc., UBS Securities LLC and Merrill Lynch, Pierce, Fenner & Smith Incorporated acted as initial purchasers in the HLLC Senior Notes offering in June 2004. In such capacities each has received customary fees and commissions for such services.

Credit Suisse First Boston LLC and CIBC World Markets Corp. acted as initial purchasers in the HMP Discount Notes offering in May 2003, and Deutsche Bank Securities Inc. and Credit Suisse First Boston LLC acted as initial purchasers in the HI Senior Notes offering in April 2003. In such capacities, each received customary fees and commissions for such services. CIBC World Markets Corp. has been engaged to act as a financial advisor to HMP in connection with certain matters relating to this offering and received customary fees and commissions for such services. Deutsche Bank Securities Inc. and UBS Securities LLC acted as initial purchasers in connection with the AdMat Senior Secured Notes offering in June 2003, and an affiliate of Deutsche Bank Securities Inc. is an agent and a lender, and affiliates of Credit Suisse First Boston LLC, CIBC World Markets Corp. and UBS Securities LLC are lenders, under the AdMat Revolving Credit Facility. In such capacities, each has received customary fees and commissions.

Each of the underwriters is also acting as an underwriter in our concurrent initial public offering of common stock and will receive a customary fee for such service.

The underwriters and their affiliates have performed other investment banking and advisory services for us and our affiliates from time to time for which they received customary fees and expenses. The underwriters may, from time to time, engage in transactions and perform services for us, our subsidiaries or our affiliates in the ordinary course of their business.

A prospectus in electronic format may be made available on the websites maintained by one or more of the underwriters. The representatives may agree to allocate a number of shares to underwriters for sale to their online brokerage account holders. The representatives will allocate shares to underwriters that may make Internet distributions on the same basis as other allocations. In addition, shares may be sold by the underwriters to securities dealers who resell shares to online brokerage account holders.

We have agreed to indemnify the underwriters against certain liabilities, including liabilities under the Securities Act of 1933, or to contribute to payments the underwriters may be required to make because of any of those liabilities.

Until , 2005 (25 days after the date of this prospectus), all dealers that buy, sell or trade our mandatory convertible preferred stock, whether or not participating in this offering, may be required to deliver a prospectus. This is in addition to the dealers' obligation to deliver a prospectus when acting as underwriters and with respect to unsold allotments or subscriptions.



**Huntsman Corporation**

**5,000,000 Shares**

**% Mandatory Convertible Preferred Stock**

*Joint Book-runners*

**Citigroup**

**Credit Suisse First Boston**

**Merrill Lynch & Co.**

**Deutsche Bank Securities**

**JPMorgan**

**Lehman Brothers**

**UBS Investment Bank**

**CIBC World Markets**

**Jefferies & Company, Inc.**

**Natexis Bleichroeder Inc.**

**Scotia Capital**

**WR Hambrecht +Co**

**PROSPECTUS**

**, 2005**

## PART II

### INFORMATION NOT REQUIRED IN PROSPECTUS

#### Item 13. Other Expenses of Issuance and Distribution.

The following table sets forth the costs and expenses, other than the underwriting discounts and commissions, payable by the registrant in connection with the sale of the securities being registered. All amounts are estimates except the Securities and Exchange Commission registration fee, the NASD filing fee and the New York Stock Exchange listing fee.

Securities and Exchange Commission Registration Fee	\$	221,676
NASD Filing Fee		30,500
New York Stock Exchange Filing Fee		250,000
Printing Costs		1,500,000
Legal Fees and Expenses		2,250,000
Accounting Fees and Expenses		6,000,000
Directors' and Officers' Insurance Policy Premium		3,010,000
Blue Sky Fees and Expenses		5,000
Transfer Agent and Registrar Fees		4,500
Miscellaneous		228,324
Total	\$	13,500,000

#### Item 14. Indemnification of Directors and Officers.

Section 145(a) of the General Corporation Law of the State of Delaware (the "DGCL") authorizes a corporation, under certain circumstances, to indemnify any person who was or is a party or is threatened to be made a party to any threatened, pending or completed action, suit or proceeding, whether civil, criminal, administrative or investigative (other than an action by or in the right of the corporation), by reason of the fact that the person is or was an officer or director of such corporation, or is or was serving at the request of that corporation as a director, officer, employee or agent of another corporation, partnership, joint venture, trust or other enterprise, against expenses (including attorneys' fees), judgments, fines and amounts paid in settlement actually and reasonably incurred by such person in connection with such action, suit or proceeding, if he acted in good faith and in a manner he reasonably believed to be in or not opposed to the best interests of the corporation. With respect to any criminal action or proceeding, such indemnification is available if he had no reasonable cause to believe his conduct was unlawful.

Section 145(b) of the DGCL provides in relevant part that a corporation may indemnify any person who was or is a party or is threatened to be made a party to any threatened, pending or completed action or suit by or in the right of the corporation to procure a judgment in its favor by reason of the fact that the person is or was a director, officer, employee or agent of the corporation, or is or was serving at the request of the corporation as a director, officer, employee or agent of another corporation, partnership, joint venture, trust or other enterprise against expenses (including attorneys' fees) actually and reasonably incurred by the person in connection with the defense or settlement of such action or suit if the person acted in good faith and in a manner the person reasonably believed to be in or not opposed to the best interests of the corporation and except that no indemnification shall be made in respect of any claim, issue or matter as to which such person shall have been adjudged to be liable to the corporation unless and only to the extent that the Court of Chancery or the court in which such action or suit was brought shall determine upon application that, despite the adjudication of liability but in view of all the circumstances of the case, such person is fairly and reasonably entitled to indemnity for such expenses which the Court of Chancery or such other court shall deem proper.

The registrant's Amended and Restated Bylaws (the "Bylaws") provide for indemnification of each person who was or is made a party or is threatened to be made a party to or is otherwise involved in any action, suit or proceeding, whether civil, criminal, administrative or investigative (hereinafter a "proceeding"), by reason of the fact that he or she is or was a director or officer of the registrant, or, while a director or officer of the registrant, serves at the request of the registrant, as a director, officer, employee, trustee or agent of any corporation, partnership or other entity, including service with respect to employee benefit plans, whether the basis of such proceeding is alleged action in an official capacity as a director, officer, employee, trustee or agent or in any other capacity while serving as a director, officer, employee, trustee or agent, and shall be indemnified and held harmless by the registrant to the fullest extent authorized by the DGCL, against all expense, liability and loss reasonably incurred or suffered by such person in connection therewith and such indemnification shall continue as to a person who has ceased to be a director, officer, employee or agent and shall inure to the benefit of his or her heirs, executors and administrators.

Section 145 of the DGCL also empowers a corporation to purchase and maintain insurance on behalf of any person who is or was an officer or director of such corporation against liability asserted against or incurred by him in any such capacity, whether or not such corporation would have the power to indemnify such officer or director against such liability under the provisions of Section 145.

The Bylaws also provide that the registrant may maintain insurance, at the registrant's expense, to protect itself and any person who is or was serving as a director, officer, employee or agent of the registrant or is or was serving at the request of the registrant as a director, officer, employee or agent of another corporation, partnership, joint venture, trust or other enterprise against any expense, liability or loss, whether or not the registrant would have the power to indemnify such person against such expense, liability or loss under the DGCL.

Section 102(b)(7) of the DGCL provides that a certificate of incorporation may contain a provision eliminating or limiting the personal liability of a director to the corporation or its stockholders for monetary damages for breach of fiduciary duty as a director, provided that such provision shall not eliminate or limit the liability of a director (a) for any breach of the director's duty of loyalty to the corporation or its stockholders, (b) for acts or omissions not in good faith or which involve intentional misconduct or a knowing violation of law, (c) under Section 174 of the DGCL (relating to liability for unauthorized acquisitions or redemptions of, or dividends on, capital stock) or (d) for any transaction from which the director derived improper personal benefit. The Amended and Restated Certificate of Incorporation of the Registrant contains such a provision.

The registrant intends to enter into indemnification agreements with its officers and directors.

#### **Item 15. Recent Sales of Unregistered Securities.**

The following is a description of all securities that the registrant has sold within the past three years without registering the securities under the Securities Act:

On October 19, 2004, the registrant issued 1,000 shares of its common stock to Huntsman Holdings, LLC in consideration for \$1,000. In so doing, the registrant relied on the provisions of Section 4(2) of the Securities Act in claiming exemption for the offering, sale and delivery of such securities from registration under the Securities Act.

The Reorganization Transaction will be completed in connection with the completion of the offering contemplated by this registration statement. In the Reorganization Transaction, Huntsman Holdings, LLC will become a wholly owned subsidiary of the registrant, and the existing beneficial owners of the common and preferred membership interests of Huntsman Holdings, LLC, including the mandatorily redeemable preferred interests, will receive, directly or indirectly, an aggregate of 148,042,757 shares of the registrant's common stock in exchange for their interests (based upon an

assumed initial public offering price per share of our common stock equal to \$22.00). In addition, as part of the Reorganization Transaction, the holders of the HMP Warrants will exchange all of their warrants for an aggregate of 16,729,970 shares of our common stock (based upon an assumed initial public offering per share of common stock equal to \$22.00). See "Our Company—The Reorganization Transaction" in the prospectus forming a part of this registration statement. In so doing, the registrant will rely on the provisions of Section 4(2) of the Securities Act in claiming exemption for the offering, sale and delivery of such securities from registration under the Securities Act.

**Item 16. Exhibits and Financial Statement Schedules.**

**(a) Exhibits.**

Number	Description
1.1***	Form of Common Stock Underwriting Agreement
1.2***	Form of Mandatory Convertible Preferred Stock Underwriting Agreement
2.1***	Form of Reorganization Agreement
3.1***	Form of Amended and Restated Certificate of Incorporation of Huntsman Corporation
3.2***	Form of Certificate of Designations, Preferences and Rights of Mandatory Convertible Preferred Stock
3.3***	Form of Amended and Restated Bylaws of Huntsman Corporation
4.1	Amended and Restated Indenture, dated as of August 2, 1999, between Huntsman International Holdings LLC (f/k/a Huntsman ICI Holdings LLC) and Wells Fargo Bank, National Association (as successor to Bank One, N.A.), as Trustee, relating to the 13.375% Senior Discount Notes due 2009 (incorporated by reference to Exhibit 4.1 to the registration statement on Form S-4 of Huntsman International Holdings LLC (File No. 333-88057))
4.2	Form of certificate of 13.375% Senior Discount Note due 2009 (included as Exhibit A-3 to Exhibit 4.1)
4.3	Exchange and Registration Rights Agreement, dated as of August 2, 1999, among Huntsman International Holdings LLC (f/k/a Huntsman ICI Holdings LLC) and the Purchasers named therein, relating to the 13.375% Senior Discount Notes due 2009 (incorporated by reference to Exhibit 4.3 to the registration statement on Form S-4 of Huntsman International Holdings LLC (File No. 333-88057))
4.4	Amended and Restated Indenture, dated as of December 20, 2001, between Huntsman International Holdings LLC and Bank One, N.A., as Trustee, relating to the 8% Senior Subordinated Reset Discount Notes due 2009 (incorporated by reference to Exhibit 4.9 to amendment no. 1 to the annual report on Form 10-K/A of Huntsman International Holdings LLC for the year ended December 31, 2001)
4.5	Form of certificate of 8% Senior Subordinated Reset Discount Note due 2009 (incorporated by reference to Exhibit 10.11 to the registration statement on Form S-4 of Huntsman International Holdings LLC (File No. 333-88057))

- 4.6 Registration Rights Agreement dated as of June 30, 1999, by and among Huntsman ICI Holdings LLC and the holders of the 8% Senior Subordinated Reset Discount Notes due 2009 specified therein (incorporated by reference to Exhibit 4.11 to amendment no. 1 to the annual report on Form 10-K/A of Huntsman International Holdings LLC for the year ended December 31, 2001)
- 4.7 Private Sale Letter Agreement, dated December 20, 2001, between Huntsman International Holdings LLC and ICI Finance plc (incorporated by reference to Exhibit 4.12 to amendment no. 1 to the annual report on Form 10-K/A of Huntsman International Holdings LLC for the year ended December 31, 2001)
- 4.8 Form of Registration Rights Agreement among Huntsman International Holdings LLC and the Holders as defined therein (incorporated by reference to Exhibit 4.13 to amendment no. 1 to the annual report on Form 10-K/A of Huntsman International Holdings LLC for the year ended December 31, 2001)
- 4.9 Form of Registration Rights Agreement among Huntsman International Holdings LLC and the Initial Purchasers as defined therein (incorporated by reference to Exhibit 4.14 to amendment no. 1 to the annual report on Form 10-K/A of Huntsman International Holdings LLC for the year ended December 31, 2001)
- 4.10 Indenture, dated as of June 30, 1999, among Huntsman International LLC (f/k/a Huntsman ICI Chemicals LLC), the Guarantors party thereto and Bank One, N.A., as Trustee, relating to the 10<sup>1</sup>/<sub>2</sub>% Senior Subordinated Notes due 2009 (incorporated by reference to Exhibit 4.1 to the registration statement on Form S-4 of Huntsman International LLC (File No. 333-85141))
- 4.11 Form of 10<sup>1</sup>/<sub>8</sub>% Senior Subordinated Note due 2009 denominated in dollars (included as Exhibit A-3 to Exhibit 4.10)
- 4.12 Form of 10<sup>1</sup>/<sub>8</sub>% Senior Subordinated Note due 2009 denominated in euros (included as Exhibit A-4 to Exhibit 4.10)
- 4.13 Form of Guarantee relating to the 10<sup>1</sup>/<sub>8</sub>% Senior Subordinated Notes due 2009 (included as Exhibit E of Exhibit 4.10)
- 4.14 First Amendment, dated January 5, 2000, to Indenture, dated as of June 30, 1999, among Huntsman International LLC (f/k/a Huntsman ICI Chemicals LLC), as Issuer, each of the Guarantors named therein and Bank One, N.A., as Trustee (incorporated by reference to Exhibit 4.6 to the registration statement on Form S-4 of Huntsman International LLC (File No. 333-85141))
- 4.15 Indenture, dated as of March 13, 2001, among Huntsman International LLC, as Issuer, the Guarantors named therein and The Bank of New York, as Trustee, relating to 10<sup>1</sup>/<sub>8</sub>% Senior Subordinated Notes due 2009 (incorporated by reference to Exhibit 4.6 to amendment no. 1 to the annual report on Form 10-K/A of Huntsman International LLC for the year ended December 31, 2001)
- 4.16 Form of 10<sup>1</sup>/<sub>8</sub>% Senior Subordinated Note due 2009 denominated in dollars (included as Exhibit A-3 to Exhibit 4.15)
- 4.17 Form of 10<sup>1</sup>/<sub>8</sub>% Senior Subordinated Note due 2009 denominated in euros (included as Exhibit A-4 to Exhibit 4.15)

- 4.18 Form of Guarantee relating to the 10<sup>1</sup>/<sub>8</sub>% Senior Subordinated Notes due 2009 (included as Exhibit E of Exhibit 4.15)
- 4.19 First Supplemental Indenture, dated as of January 11, 2002, among Huntsman International LLC, as Issuer, the Guarantors named therein and The Bank of New York, as Trustee, relating to 10<sup>1</sup>/<sub>8</sub>% Senior Subordinated Notes due 2009 (incorporated by reference to Exhibit 4.7 to amendment no. 1 to the annual report on Form 10-K/A of Huntsman International LLC for the year ended December 31, 2001)
- 4.20 Indenture, dated as of March 21, 2002, among Huntsman International LLC, as Issuer, the Guarantors named therein and Wells Fargo Bank Minnesota, National Association, as Trustee, relating to the 9<sup>7</sup>/<sub>8</sub>% Senior Notes due 2009 (incorporated by reference to Exhibit 4.8 to amendment no. 1 to the annual report on Form 10-K/A of Huntsman International LLC for the year ended December 31, 2001)
- 4.21 Form of 9<sup>7</sup>/<sub>8</sub>% Senior Note due 2009 denominated in dollars (included as Exhibit A-3 to Exhibit 4.20)
- 4.22 Form of 9<sup>7</sup>/<sub>8</sub>% Senior Note due 2009 denominated in euros (included as Exhibit A-4 to Exhibit 4.20)
- 4.23 Form of Guarantee relating to the 9<sup>7</sup>/<sub>8</sub>% Senior Notes due 2009 (included as Exhibit E of Exhibit 4.20)
- 4.24 Amended and Restated Guarantee, dated as of April 11, 2003, among the Guarantors named therein and Wells Fargo Bank Minnesota, National Association, as Trustee, relating to the 9<sup>7</sup>/<sub>8</sub>% Senior Notes due 2009 (incorporated by reference to Exhibit 4.15 to the registration statement on Form S-4 of Huntsman International LLC (File No. 333-106482))
- 4.25 Exchange and Registration Rights Agreement, dated as of March 21, 2002, among Huntsman International LLC, the Guarantors as defined therein, and the Purchasers as defined therein, relating to the 9<sup>7</sup>/<sub>8</sub>% Senior Notes due 2009 (incorporated by reference to Exhibit 4.9 to amendment no. 1 to the annual report on Form 10-K/A of Huntsman International LLC for the year ended December 31, 2001)
- 4.26 Exchange and Registration Rights Agreement, dated as of April 11, 2003, among Huntsman International LLC, the Guarantors, as defined therein, and the Purchasers as defined therein, relating to the 9<sup>7</sup>/<sub>8</sub>% Senior Notes due 2009 (incorporated by reference to Exhibit 4.17 to the registration statement on Form S-4 of Huntsman International LLC (File No. 333-106482))
- 4.27 Amended and Restated Indenture, dated as of June 14, 2002, among Huntsman Corporation (now known as Huntsman LLC), as Issuer, each of the Guarantors party thereto and Wilmington Trust Company, as Trustee, relating to the \$200,000,000 9<sup>1</sup>/<sub>2</sub>% Senior Subordinated Notes due 2007 (incorporated by reference to Exhibit 4.27 to the registration statement on Form S-4 of Huntsman LLC (File No. 333-112279))
- 4.28 Form of Amended and Restated \$200,000,000 9<sup>1</sup>/<sub>2</sub>% Senior Subordinated Note due 2007 (included as Exhibit A to Exhibit 4.27)

- 4.29 First Supplemental Indenture, dated as of July 11, 2002, among Huntsman Corporation (now known as Huntsman LLC), as Issuer, each of the Guarantors party thereto and Wilmington Trust Company, as Trustee, relating to the \$200,000,000 9<sup>1</sup>/<sub>2</sub>% Senior Subordinated Notes due 2007 (incorporated by reference to Exhibit 4.29 to the registration statement on Form S-4 of Huntsman LLC (File No. 333-112279))
- 4.30 Second Supplemental Indenture, dated as of August 15, 2002, among Huntsman Corporation (now known as Huntsman LLC), as Issuer, each of the Guarantors party thereto and Wilmington Trust Company, as Trustee, relating to the \$200,000,000 9<sup>1</sup>/<sub>2</sub>% Senior Subordinated Notes due 2007 (incorporated by reference to Exhibit 4.30 to the registration statement on Form S-4 of Huntsman LLC (File No. 333-112279))
- 4.31 Amended and Restated Indenture, dated as of June 14, 2002, among Huntsman Corporation (now known as Huntsman LLC), as Issuer, each of the Guarantors party thereto and Wilmington Trust Company, as Trustee, relating to the \$275,000,000 9<sup>1</sup>/<sub>2</sub>% Senior Subordinated Notes due 2007 and the \$125,000,000 Senior Subordinated Floating Rate Notes due 2007 (incorporated by reference to Exhibit 4.31 to the registration statement on Form S-4 of Huntsman LLC (File No. 333-112279))
- 4.32 Form of Amended and Restated Fixed Rate Note due 2007 (included as Exhibit A to Exhibit 4.31)
- 4.33 Form of Amended and Restated Floating Rate Note due 2007 (included as Exhibit B to Exhibit 4.31)
- 4.34 First Supplemental Indenture, dated as of July 11, 2002, among Huntsman Corporation (now known as Huntsman LLC), as Issuer, each of the Guarantors party thereto and Wilmington Trust Company, as Trustee, relating to the \$275,000,000 9<sup>1</sup>/<sub>2</sub>% Senior Subordinated Notes due 2007 and the \$125,000,000 Senior Subordinated Floating Rate Notes due 2007 (incorporated by reference to Exhibit 4.34 to the registration statement on Form S-4 of Huntsman LLC (File No. 333-112279))
- 4.35 Second Supplemental Indenture, dated as of August 15, 2002, among Huntsman Corporation (now known as Huntsman LLC), as Issuer, each of the Guarantors party thereto and Wilmington Trust Company, as Trustee, relating to the \$275,000,000 9<sup>1</sup>/<sub>2</sub>% Senior Subordinated Notes due 2007 and the \$125,000,000 Senior Subordinated Floating Rate Notes due 2007 (incorporated by reference to Exhibit 4.35 to the registration statement on Form S-4 of Huntsman LLC (File No. 333-112279))
- 4.36 Indenture, dated as of September 30, 2003, among Huntsman LLC, the Guarantors party thereto and HSBC Bank USA, as Trustee, relating to the 11<sup>5</sup>/<sub>8</sub>% Senior Secured Notes due 2010 (incorporated by reference to Exhibit 4.36 to the registration statement on Form S-4 of Huntsman LLC (File No. 333-112279))
- 4.37 Form of unrestricted 11<sup>5</sup>/<sub>8</sub>% Senior Secured Note due 2010 (included as Exhibit A-2 to Exhibit 4.36)
- 4.38 Form of guarantee relating to the 11<sup>5</sup>/<sub>8</sub>% Senior Secured Notes due 2010 (included as Exhibit E to Exhibit 4.36)

- 4.39 Exchange and Registration Rights Agreement, dated as of September 30, 2003, among Huntsman LLC, the Guarantors as defined therein, and the Purchasers as defined therein, relating to \$380,000,000 aggregate principal amount of the 11<sup>5</sup>/8% Senior Secured Notes due 2010 (incorporated by reference to Exhibit 4.39 to the registration statement on Form S-4 of Huntsman LLC (File No. 333-112279))
- 4.40 Exchange and Registration Rights Agreement, dated as of December 12, 2003, among Huntsman LLC, the Guarantors as defined therein, and the Purchasers as defined therein, relating to \$75,400,000 aggregate principal amount of the 11<sup>5</sup>/8% Senior Secured Notes due 2010 (incorporated by reference to Exhibit 4.40 to the registration statement on Form S-4 of Huntsman LLC (File No. 333-112279))
- 4.41 Indenture, dated as of June 30, 2003, among Huntsman Advanced Materials LLC, as Issuer, each of the Guarantors named therein and Wells Fargo Bank Minnesota, National Association, as Trustee (incorporated by reference to Exhibit 4.1 to the registration statement on Form S-4 of Huntsman Advanced Materials LLC (File No. 333-115344))
- 4.42 Form of Unrestricted Fixed Rate Note (included as Exhibit A-3 to Exhibit 4.41)
- 4.43 Form of Unrestricted Floating Rate Note (included as Exhibit A-4 to Exhibit 4.41)
- 4.44 Form of Guarantee (included as Exhibit E to Exhibit 4.41)
- 4.45 Registration Rights Agreement, dated as of June 30, 2003, among Huntsman Advanced Materials LLC and the Guarantors named therein, as Issuers, and Deutsche Bank Securities Inc. and UBS Securities LLC, as Initial Purchasers (incorporated by reference to Exhibit 4.5 to the registration statement on Form S-4 of Huntsman Advanced Materials LLC (File No. 333-115344))
- 4.46 Indenture, dated as of May 9, 2003, among HMP Equity Holdings Corporation, as Issuer, ICI Alta Inc. (now known as Alta One Inc.), as Guarantor, and Wells Fargo Bank Minnesota, National Association, as Trustee, relating to the 15% Senior Secured Discount Notes due 2008 (incorporated by reference to Exhibit 4.46 to the registration statement on Form S-4 of HMP Equity Holdings Corporation (File No. 333-116100))
- 4.47 Form of 15% Senior Secured Discount Note due 2008 (included as Exhibit A-2 to Exhibit 4.46)
- 4.48 Form of Guarantee (included as Exhibit E to Exhibit 4.46)
- 4.49 Exchange and Registration Rights Agreement, dated as of May 9, 2003, among HMP Equity Holdings Corporation, ICI Alta Inc. (now known as Alta One Inc.), Credit Suisse First Boston LLC, and CIBC World Markets Corp (incorporated by reference to Exhibit 4.49 to the registration statement on Form S-4 of HMP Equity Holdings Corporation (File No. 333-116100))
- 4.50 Indenture, dated August 1, 2000, between Vantico Group S.A., as issuer, and The Bank of New York, as trustee (incorporated by reference to Exhibit 4.1 to the registration statement on Form F-4 of Vantico Group S.A. (File No. 333-13156))

- 4.51 First Supplemental Indenture, dated as of April 10, 2003, between Vantico Group S.A., as issuer, and The Bank of New York, as trustee (incorporated by reference to Exhibit 4.7 to the registration statement of Form S-4 of Huntsman Advanced Materials LLC (File No. 333-115344))
- 4.52 Second Supplemental Indenture, dated as of June 17, 2003, between Vantico Group S.A., as issuer, and The Bank of New York, as trustee (incorporated by reference to Exhibit 4.8 to the registration statement of Form S-4 of Huntsman Advanced Materials LLC (File No. 333-115344))
- 4.53 Third Supplemental Indenture, dated as of June 30, 2003, between Vantico Group S.A., as issuer, and The Bank of New York, as trustee (incorporated by reference to Exhibit 4.51 to the registration statement on Form S-4 of HMP Equity Holdings Corporation (File No. 333-116100))
- 4.54 Indenture, dated as of June 22, 2004, among Huntsman LLC, the Guarantors party thereto and HSBC Bank USA, as Trustee, relating to the 11<sup>1</sup>/<sub>2</sub>% Senior Notes due 2012 and Senior Floating Rate Notes due 2011 (incorporated by reference to Exhibit 4.1 to the quarterly report on Form 10-Q of Huntsman LLC for the three months ended June 30, 2004)
- 4.55 Form of restricted Fixed Rate Note due 2012 (included as Exhibit A-1 to Exhibit 4.54)
- 4.56 Form of Restricted Floating Rate Note due 2011 (included as Exhibit A-2 to Exhibit 4.54)
- 4.57 Form of Guarantee relating to the 11<sup>1</sup>/<sub>2</sub>% Senior Notes due 2012 and Senior Floating Rate Notes due 2011 (included as Exhibit E to Exhibit 4.54)
- 4.58 Exchange and Registration Rights Agreement, dated of June 22, 2004, among Huntsman LLC, the Guarantors as defined therein, and the Purchasers as defined therein, relating to \$300,000,000 11<sup>1</sup>/<sub>2</sub>% Senior Notes due 2012 and \$100,000,000 Senior Floating Rate Notes due 2011 (incorporated by reference to Exhibit 4.5 to the quarterly report on Form 10-Q of Huntsman LLC for the three months ended June 30, 2004)
- 4.59 Indenture, dated as of December 17, 2004, among Huntsman International LLC, as Issuer, the Guarantors named therein and Wells Fargo Bank, National Association, as Trustee, relating to the 7<sup>3</sup>/<sub>8</sub>% Senior Subordinated Notes due 2015 and the 7<sup>1</sup>/<sub>2</sub>% Senior Subordinated Notes due 2015 (incorporated by reference to Exhibit 4.1 to the current report on Form 8-K of Huntsman International LLC filed December 23, 2004)
- 4.60 Form of 7<sup>3</sup>/<sub>8</sub>% Senior Subordinated Note due 2015 (included as Exhibit A-1 to Exhibit 4.59)
- 4.61 Form of 7<sup>1</sup>/<sub>2</sub>% Senior Subordinated Note due 2015 (included as Exhibit A-2 to Exhibit 4.59)
- 4.62 Form of Guarantee (included as Exhibit E to Exhibit 4.59)
- 4.63 Exchange and Registration Rights Agreement, dated as of December 17, 2004, among Huntsman International LLC, the Guarantors as defined therein, and the Purchasers as defined therein, relating to the 7<sup>3</sup>/<sub>8</sub>% Senior Subordinated Notes due 2015 and the 7<sup>1</sup>/<sub>2</sub>% Senior Subordinated Notes due 2015 (incorporated by reference to Exhibit 4.2 to the current report on Form 8-K of Huntsman International LLC filed December 23, 2004)

- 4.64\*\*\* Registration Rights Agreement, dated as of May 9, 2003, by and among HMP Equity Holdings Corporation, Huntsman Holdings, LLC, Huntsman Group Inc., Huntsman Family Holdings II Company LLC (now known as Huntsman Family Holdings Company LLC), MatlinPatterson Global Opportunities, L.P., Credit Suisse First Boston LLC and CIBC World Markets Corp.
- 4.65\*\*\* Warrant Agreement among HMP Equity Holdings Corporation, Huntsman Holdings, LLC, Huntsman Group Inc. and Wells Fargo Bank Minnesota, National Association dated as of May 9, 2003
- 4.66\* Form of Registration Rights Agreement by and among Huntsman Corporation, Huntsman Family Holdings Company LLC, MatlinPatterson Global Opportunities Partners L.P., MatlinPatterson Global Opportunities Partners B, L.P., MatlinPatterson Global Opportunities Partners (Bermuda), L.P., Consolidated Press (Finance) Limited, and the other Stockholders listed on the signature page thereto
- 4.67\*\*\* Form of stock certificate of Huntsman Corporation
- 5.1\*\*\* Opinion of Vinson & Elkins L.L.P. as to the validity of the shares being registered
- 10.1 Business Consulting Agreement, dated as of June 3, 2003, between Huntsman International LLC and Jon M. Huntsman (incorporated by reference to Exhibit 10.41 to the registration statement on Form S-4 of Huntsman International LLC (File No. 333-106482))
- 10.2 Aircraft Dry Lease, dated as of September 14, 2001, between Jstar Corporation and Airstar Corporation (incorporated by reference to Exhibit 10.10 to the registration statement on Form S-4 of Huntsman LLC (File No. 333-112279))
- 10.3 Amended and Restated Subordinated Promissory Note, dated as of July 2, 2001, by Huntsman Corporation (now known as Huntsman LLC) in favor of Horizon Ventures, L.C. (incorporated by reference to Exhibit 10.11 to the registration statement on Form S-4 of Huntsman LLC (File No. 333-112279))
- 10.4 Interest Holders Agreement, dated as of September 30, 2002, among Huntsman Holdings, LLC, HMP Equity Holdings Corporation, Huntsman Company LLC (now known as Huntsman LLC), Huntsman Family Holdings II Company LLC (now known as Huntsman Family Holdings Company LLC) and MatlinPatterson Global Opportunities Partners L.P. (incorporated by reference to Exhibit 10.12 to the registration statement on Form S-4 of Huntsman LLC (File No. 333-112279))
- 10.5 First Amendment to the Interest Holders Agreement, dated as of May 9, 2003, among Huntsman LLC, HMP Equity Holdings Corporation, Huntsman Family Holdings II Company LLC (now known as Huntsman Family Holdings Company LLC) MatlinPatterson Global Opportunities Partners L.P., Huntsman Group Inc. and Huntsman Holdings, LLC (incorporated by reference to Exhibit 10.13 to the registration statement on Form S-4 of Huntsman LLC (File No. 333-112279))
- 10.6 Credit Agreement, dated as of June 30, 2003, among Huntsman Advanced Materials LLC, certain subsidiaries from time to time party thereto and various lending institutions with Deutsche Bank AG, New York Branch, as Administrative Agent (incorporated by reference to Exhibit 10.1 to the registration statement on Form S-4 of Huntsman Advanced Materials LLC (File No. 333-115344))

- 10.7 Intercreditor and Collateral Agency Agreement, dated as of June 30, 2003, among Deutsche Bank AG, New York Branch, as administrative agent, Wells Fargo Bank Minnesota, National Association, as trustee, Huntsman Advanced Materials LLC and the subsidiaries listed therein (incorporated by reference to Exhibit 10.2 to the registration statement on Form S-4 of Huntsman Advanced Materials LLC (File No. 333-115344))
- 10.8 Pledge Agreement, dated as of May 9, 2003, by HMP Equity Holdings Corporation, as Issuer and Pledgor, and Huntsman Holdings, LLC, Huntsman Group Inc. and ICI Alta Inc. (now known as Alta One Inc.), as Pledgors, and Wells Fargo Bank Minnesota, National Association, as Trustee (incorporated by reference to Exhibit 10.28 to the registration statement on Form S-4 of HMP Equity Holdings Corporation (File No. 333-116100))
- 10.9 Amended and Restated Credit Agreement, dated as of July 13, 2004, among Huntsman International LLC, as the borrower, Huntsman International Holdings LLC, as the guarantor, Deutsche Bank Trust Company Americas, as administrative agent, Deutsche Bank Securities Inc., as co-lead arranger and joint book runner, JP Morgan Securities Inc., as co-documentation agent and joint book runner, UBS Securities LLC, as co-syndication agent, Credit Suisse First Boston, as co-documentation agent, Merrill Lynch, Pierce Fenner & Smith Inc., as co-documentation agent, and various lending institutions party thereto (incorporated by reference to Exhibit 10.1 to the quarterly report on Form 10-Q of Huntsman International LLC for the three months ended June 30, 2004)
- 10.10 First Amendment to Amended and Restated Credit Agreement, dated as of December 21, 2004, among Huntsman International LLC, Huntsman International Holdings LLC and the various agents and lending institutions party thereto (incorporated by reference to Exhibit 10.1 to the current report on Form 8-K of Huntsman International LLC filed December 23, 2004)
- 10.11 Revolving Credit Agreement dated as of October 14, 2004, among Huntsman LLC, Huntsman Petrochemical Corporation, Huntsman Expandable Polymers Company, LC, Huntsman Polymers Corporation, Huntsman Fuels, L.P., and Huntsman International Trading Corporation, as borrowers, the financial institutions party thereto, including Deutsche Bank Trust Company Americas, in their capacities as lenders thereunder, and Deutsche Bank Trust Company Americas, as administrative agent and as collateral agent (incorporated by reference to Exhibit 10.1 to the quarterly report on Form 10-Q of Huntsman LLC for the three months ended September 30, 2004)
- 10.12 Term Credit Agreement dated as of October 14, 2004, among Huntsman LLC, the financial institutions party thereto, including Deutsche Bank Trust Company Americas, in their capacities as lenders thereunder, and Deutsche Bank Trust Company Americas, as agent for the lenders (incorporated by reference to Exhibit 10.2 to the quarterly report on Form 10-Q of Huntsman LLC for the three months ended September 30, 2004)
- 10.13 Security Agreement (Revolving) dated as of October 14, 2004, among Huntsman LLC, certain subsidiaries of Huntsman LLC, and Deutsche Bank Trust Company Americas, as collateral agent (incorporated by reference to Exhibit 10.3 to the quarterly report on Form 10-Q of Huntsman LLC for the three months ended September 30, 2004)
- 10.14 Security Agreement (Term) dated as of October 14, 2004, among Huntsman LLC, certain subsidiaries of Huntsman LLC, and Deutsche Bank Trust Company Americas, as collateral agent (incorporated by reference to Exhibit 10.4 to the quarterly report on Form 10-Q of Huntsman LLC for the three months ended September 30, 2004)

10.15	Second Amended and Restated Intercreditor Agreement dated as of October 14, 2004, among Deutsche Bank Trust Company Americas, as administrative agent, collateral agent, and mortgagee, and HSBC Bank USA, National Association, as trustee, and consented to by Huntsman LLC (incorporated by reference to Exhibit 10.5 to the quarterly report on Form 10-Q of Huntsman LLC for the three months ended September 30, 2004)
10.16	Huntsman Cost Reduction Incentive Plan and Form of Participation Agreement (incorporated by reference to Exhibit 10.1 to the current report on Form 8-K of HMP Equity Holdings Corporation filed on November 23, 2004)
10.17***	Gift Agreement by and among Huntsman Group Inc. and the Jon and Karen Huntsman Foundation
10.18***	Form of Pledge, Assignment and Collateral Agency Agreement between Huntsman Corporation and Citibank, N.A.
10.19***	Huntsman Corporation Stock Incentive Plan
10.20***	Form of Nonqualified Stock Option Agreement
10.21***	Form of Incentive Stock Option Agreement
10.22***	Form of Restricted Stock Agreement
10.23***	Form of Stock Appreciation Rights Agreement
10.24***	Form of Phantom Share Agreement
10.25***	Form of Performance Award Agreement
10.26***	Employment Agreement with Paul Hulme
10.27***	Employment Agreement with Anthony Hankins
10.28***	Form of Indemnification Agreement
12.1***	Ratio of Earnings to Fixed Charges and Preferred Stock Dividends
21.1***	Subsidiaries of the Registrant
23.1*	Consent of Deloitte & Touche LLP (Houston, Texas)
23.2*	Consent of Deloitte & Touche LLP (Salt Lake City, Utah)
23.3*	Consent of Deloitte S.A.
23.4***	Consent of Vinson & Elkins L.L.P. (contained in the opinion filed as Exhibit 5.1 hereto)
24.1***	Powers of Attorney

---

\* Filed herewith

\*\* To be filed by amendment

\*\*\* Previously filed

(b) *Financial Statement Schedules.*

**HUNTSMAN HOLDINGS, LLC AND SUBSIDIARIES**  
**Schedule II—Valuation and Qualifying Accounts**

Column A	Column B	Column C		Column D	Column E
		Additions			
		Charged to cost and expenses	Charged to other accounts		
Description	Balance at Beginning of Period			Deductions	Balance at End of Period
Allowance for Doubtful Accounts					
Year Ended December 31, 2003	\$ 7.5	\$ 11.3	\$ 20.2(1)	\$ (12.5)	\$ 26.5
Year Ended December 31, 2002	\$ 5.8	\$ 5.5	\$ 2.0(2)	\$ (5.8)	\$ 7.5
Year Ended December 31, 2001	\$ 5.1	\$ 10.3	\$ —	\$ (9.6)	\$ 5.8

- (1) Represents specific reserves provided for receivables as a result of the consolidation of Huntsman International Holdings LLC and the acquisition of Huntsman Advanced Materials LLC in 2003.
- (2) Represents specific reserves provided for receivables as a result of the consolidation of HCPH Holdings Pty Limited in 2002.

**Item 17. Undertakings.**

Insofar as indemnification for liabilities arising under the Securities Act may be permitted to directors, officers and controlling persons of the registrant pursuant to the foregoing provisions, or otherwise, the registrant has been advised that, in the opinion of the Securities and Exchange Commission, such indemnification is against public policy as expressed in the Securities Act and is, therefore, unenforceable. In the event that a claim for indemnification against such liabilities (other than the payment by the Registrant of expenses incurred or paid by a director, officer or controlling person of the registrant in the successful defense of any action, suit or proceeding) is asserted by such director, officer or controlling person in connection with the securities being registered, the registrant will, unless in the opinion of its counsel the matter has been settled by controlling precedent, submit to a court of appropriate jurisdiction the question whether such indemnification by it is against public policy as expressed in the Securities Act and will be governed by the final adjudication of such issue.

The undersigned registrant hereby undertakes that:

(1) For the purposes of determining any liability under the Securities Act, the information omitted from the form of prospectus filed as part of this registration statement in reliance upon Rule 430A and contained in a form of prospectus filed by the registrant pursuant to Rule 424(b)(1) or (4) or 497(h) under the Securities Act shall be deemed to be part of this registration statement as of the time it was declared effective.

(2) For the purposes of determining any liability under the Securities Act, each post-effective amendment that contains a form of prospectus shall be deemed to be a new registration statement relating to the securities offered therein, and the offering of such securities at that time shall be deemed to be the initial bona fide offering thereof.

The undersigned registrant hereby undertakes to provide to the underwriter at the closing specified in the underwriting agreements, certificates in such denominations and registered in such names and required by the underwriter to permit prompt delivery to each purchaser.

## SIGNATURES

Pursuant to the requirements of the Securities Act of 1933, the registrant has duly caused this registration statement to be signed on its behalf by the undersigned, thereunto duly authorized, in the City of Salt Lake City, State of Utah, on the 9<sup>th</sup> day of February 2005.

HUNTSMAN CORPORATION

By /s/ SAMUEL D. SCRUGGS

Samuel D. Scruggs  
*Executive Vice President, General Counsel and Secretary*

Pursuant to the requirements of the Securities Act of 1933, this registration statement has been signed by the following persons in the capacities indicated below on the 9<sup>th</sup> day of February 2005.

Signature	Title
<hr/>	
*	Chairman of the Board of Directors and Director
<hr/>	
Jon M. Huntsman	
*	President, Chief Executive Officer and Director (Principal Executive Officer)
<hr/>	
Peter R. Huntsman	
*	Executive Vice President and Chief Financial Officer (Principal Financial Officer)
<hr/>	
J. Kimo Esplin	
*	Vice President and Controller (Principal Accounting Officer)
<hr/>	
L. Russell Healy	
*	Director
<hr/>	
David J. Matlin	
*	Director
<hr/>	
Richard Michaelson	
*	Director
<hr/>	
Christopher R. Pechock	
<hr/>	
*By: /s/ SAMUEL D. SCRUGGS	
<hr/>	
Samuel D. Scruggs Attorney-in-fact	

**EXHIBIT INDEX**

Number	Description
1.1***	Form of Common Stock Underwriting Agreement
1.2***	Form of Mandatory Convertible Preferred Stock Underwriting Agreement
2.1***	Form of Reorganization Agreement
3.1***	Form of Amended and Restated Certificate of Incorporation of Huntsman Corporation
3.2***	Form of Certificate of Designations, Preferences and Rights of Mandatory Convertible Preferred Stock
3.3***	Form of Amended and Restated Bylaws of Huntsman Corporation
4.1	Amended and Restated Indenture, dated as of August 2, 1999, between Huntsman International Holdings LLC (f/k/a Huntsman ICI Holdings LLC) and Wells Fargo Bank, National Association (as successor to Bank One, N.A.), as Trustee, relating to the 13.375% Senior Discount Notes due 2009 (incorporated by reference to Exhibit 4.1 to the registration statement on Form S-4 of Huntsman International Holdings LLC (File No. 333-88057))
4.2	Form of certificate of 13.375% Senior Discount Note due 2009 (included as Exhibit A-3 to Exhibit 4.1)
4.3	Exchange and Registration Rights Agreement, dated as of August 2, 1999, among Huntsman International Holdings LLC (f/k/a Huntsman ICI Holdings LLC) and the Purchasers named therein, relating to the 13.375% Senior Discount Notes due 2009 (incorporated by reference to Exhibit 4.3 to the registration statement on Form S-4 of Huntsman International Holdings LLC (File No. 333-88057))
4.4	Amended and Restated Indenture, dated as of December 20, 2001, between Huntsman International Holdings LLC and Bank One, N.A., as Trustee, relating to the 8% Senior Subordinated Reset Discount Notes due 2009 (incorporated by reference to Exhibit 4.9 to amendment no. 1 to the annual report on Form 10-K/A of Huntsman International Holdings LLC for the year ended December 31, 2001)
4.5	Form of certificate of 8% Senior Subordinated Reset Discount Note due 2009 (incorporated by reference to Exhibit 10.11 to the registration statement on Form S-4 of Huntsman International Holdings LLC (File No. 333-88057))
4.6	Registration Rights Agreement dated as of June 30, 1999, by and among Huntsman ICI Holdings LLC and the holders of the 8% Senior Subordinated Reset Discount Notes due 2009 specified therein (incorporated by reference to Exhibit 4.11 to amendment no. 1 to the annual report on Form 10-K/A of Huntsman International Holdings LLC for the year ended December 31, 2001)
4.7	Private Sale Letter Agreement, dated December 20, 2001, between Huntsman International Holdings LLC and ICI Finance plc (incorporated by reference to Exhibit 4.12 to amendment no. 1 to the annual report on Form 10-K/A of Huntsman International Holdings LLC for the year ended December 31, 2001)

- 4.8 Form of Registration Rights Agreement among Huntsman International Holdings LLC and the Holders as defined therein (incorporated by reference to Exhibit 4.13 to amendment no. 1 to the annual report on Form 10-K/A of Huntsman International Holdings LLC for the year ended December 31, 2001)
- 4.9 Form of Registration Rights Agreement among Huntsman International Holdings LLC and the Initial Purchasers as defined therein (incorporated by reference to Exhibit 4.14 to amendment no. 1 to the annual report on Form 10-K/A of Huntsman International Holdings LLC for the year ended December 31, 2001)
- 4.10 Indenture, dated as of June 30, 1999, among Huntsman International LLC (f/k/a Huntsman ICI Chemicals LLC), the Guarantors party thereto and Bank One, N.A., as Trustee, relating to the 10<sup>1</sup>/2% Senior Subordinated Notes due 2009 (incorporated by reference to Exhibit 4.1 to the registration statement on Form S-4 of Huntsman International LLC (File No. 333-85141))
- 4.11 Form of 10<sup>1</sup>/8% Senior Subordinated Note due 2009 denominated in dollars (included as Exhibit A-3 to Exhibit 4.10)
- 4.12 Form of 10<sup>1</sup>/8% Senior Subordinated Note due 2009 denominated in euros (included as Exhibit A-4 to Exhibit 4.10)
- 4.13 Form of Guarantee relating to the 10<sup>1</sup>/8% Senior Subordinated Notes due 2009 (included as Exhibit E of Exhibit 4.10)
- 4.14 First Amendment, dated January 5, 2000, to Indenture, dated as of June 30, 1999, among Huntsman International LLC (f/k/a Huntsman ICI Chemicals LLC), as Issuer, each of the Guarantors named therein and Bank One, N.A., as Trustee (incorporated by reference to Exhibit 4.6 to the registration statement on Form S-4 of Huntsman International LLC (File No. 333-85141))
- 4.15 Indenture, dated as of March 13, 2001, among Huntsman International LLC, as Issuer, the Guarantors named therein and The Bank of New York, as Trustee, relating to 10<sup>1</sup>/8% Senior Subordinated Notes due 2009 (incorporated by reference to Exhibit 4.6 to amendment no. 1 to the annual report on Form 10-K/A of Huntsman International LLC for the year ended December 31, 2001)
- 4.16 Form of 10<sup>1</sup>/8% Senior Subordinated Note due 2009 denominated in dollars (included as Exhibit A-3 to Exhibit 4.15)
- 4.17 Form of 10<sup>1</sup>/8% Senior Subordinated Note due 2009 denominated in euros (included as Exhibit A-4 to Exhibit 4.15)
- 4.18 Form of Guarantee relating to the 10<sup>1</sup>/8% Senior Subordinated Notes due 2009 (included as Exhibit E of Exhibit 4.15)
- 4.19 First Supplemental Indenture, dated as of January 11, 2002, among Huntsman International LLC, as Issuer, the Guarantors named therein and The Bank of New York, as Trustee, relating to 10<sup>1</sup>/8% Senior Subordinated Notes due 2009 (incorporated by reference to Exhibit 4.7 to amendment no. 1 to the annual report on Form 10-K/A of Huntsman International LLC for the year ended December 31, 2001)
-

- 4.20 Indenture, dated as of March 21, 2002, among Huntsman International LLC, as Issuer, the Guarantors named therein and Wells Fargo Bank Minnesota, National Association, as Trustee, relating to the 9<sup>7</sup>/<sub>8</sub>% Senior Notes due 2009 (incorporated by reference to Exhibit 4.8 to amendment no. 1 to the annual report on Form 10-K/A of Huntsman International LLC for the year ended December 31, 2001)
- 4.21 Form of 9<sup>7</sup>/<sub>8</sub>% Senior Note due 2009 denominated in dollars (included as Exhibit A-3 to Exhibit 4.20)
- 4.22 Form of 9<sup>7</sup>/<sub>8</sub>% Senior Note due 2009 denominated in euros (included as Exhibit A-4 to Exhibit 4.20)
- 4.23 Form of Guarantee relating to the 9<sup>7</sup>/<sub>8</sub>% Senior Notes due 2009 (included as Exhibit E of Exhibit 4.20)
- 4.24 Amended and Restated Guarantee, dated as of April 11, 2003, among the Guarantors named therein and Wells Fargo Bank Minnesota, National Association, as Trustee, relating to the 9<sup>7</sup>/<sub>8</sub>% Senior Notes due 2009 (incorporated by reference to Exhibit 4.15 to the registration statement on Form S-4 of Huntsman International LLC (File No. 333-106482))
- 4.25 Exchange and Registration Rights Agreement, dated as of March 21, 2002, among Huntsman International LLC, the Guarantors as defined therein, and the Purchasers as defined therein, relating to the 9<sup>7</sup>/<sub>8</sub>% Senior Notes due 2009 (incorporated by reference to Exhibit 4.9 to amendment no. 1 to the annual report on Form 10-K/A of Huntsman International LLC for the year ended December 31, 2001)
- 4.26 Exchange and Registration Rights Agreement, dated as of April 11, 2003, among Huntsman International LLC, the Guarantors, as defined therein, and the Purchasers as defined therein, relating to the 9<sup>7</sup>/<sub>8</sub>% Senior Notes due 2009 (incorporated by reference to Exhibit 4.17 to the registration statement on Form S-4 of Huntsman International LLC (File No. 333-106482))
- 4.27 Amended and Restated Indenture, dated as of June 14, 2002, among Huntsman Corporation (now known as Huntsman LLC), as Issuer, each of the Guarantors party thereto and Wilmington Trust Company, as Trustee, relating to the \$200,000,000 9<sup>1</sup>/<sub>2</sub>% Senior Subordinated Notes due 2007 (incorporated by reference to Exhibit 4.27 to the registration statement on Form S-4 of Huntsman LLC (File No. 333-112279))
- 4.28 Form of Amended and Restated \$200,000,000 9<sup>1</sup>/<sub>2</sub>% Senior Subordinated Note due 2007 (included as Exhibit A to Exhibit 4.27)
- 4.29 First Supplemental Indenture, dated as of July 11, 2002, among Huntsman Corporation (now known as Huntsman LLC), as Issuer, each of the Guarantors party thereto and Wilmington Trust Company, as Trustee, relating to the \$200,000,000 9<sup>1</sup>/<sub>2</sub>% Senior Subordinated Notes due 2007 (incorporated by reference to Exhibit 4.29 to the registration statement on Form S-4 of Huntsman LLC (File No. 333-112279))
- 4.30 Second Supplemental Indenture, dated as of August 15, 2002, among Huntsman Corporation (now known as Huntsman LLC), as Issuer, each of the Guarantors party thereto and Wilmington Trust Company, as Trustee, relating to the \$200,000,000 9<sup>1</sup>/<sub>2</sub>% Senior Subordinated Notes due 2007 (incorporated by reference to Exhibit 4.30 to the registration statement on Form S-4 of Huntsman LLC (File No. 333-112279))
-

- 4.31 Amended and Restated Indenture, dated as of June 14, 2002, among Huntsman Corporation (now known as Huntsman LLC), as Issuer, each of the Guarantors party thereto and Wilmington Trust Company, as Trustee, relating to the \$275,000,000 9<sup>1</sup>/<sub>2</sub>% Senior Subordinated Notes due 2007 and the \$125,000,000 Senior Subordinated Floating Rate Notes due 2007 (incorporated by reference to Exhibit 4.31 to the registration statement on Form S-4 of Huntsman LLC (File No. 333-112279))
- 4.32 Form of Amended and Restated Fixed Rate Note due 2007 (included as Exhibit A to Exhibit 4.31)
- 4.33 Form of Amended and Restated Floating Rate Note due 2007 (included as Exhibit B to Exhibit 4.31)
- 4.34 First Supplemental Indenture, dated as of July 11, 2002, among Huntsman Corporation (now known as Huntsman LLC), as Issuer, each of the Guarantors party thereto and Wilmington Trust Company, as Trustee, relating to the \$275,000,000 9<sup>1</sup>/<sub>2</sub>% Senior Subordinated Notes due 2007 and the \$125,000,000 Senior Subordinated Floating Rate Notes due 2007 (incorporated by reference to Exhibit 4.34 to the registration statement on Form S-4 of Huntsman LLC (File No. 333-112279))
- 4.35 Second Supplemental Indenture, dated as of August 15, 2002, among Huntsman Corporation (now known as Huntsman LLC), as Issuer, each of the Guarantors party thereto and Wilmington Trust Company, as Trustee, relating to the \$275,000,000 9<sup>1</sup>/<sub>2</sub>% Senior Subordinated Notes due 2007 and the \$125,000,000 Senior Subordinated Floating Rate Notes due 2007 (incorporated by reference to Exhibit 4.35 to the registration statement on Form S-4 of Huntsman LLC (File No. 333-112279))
- 4.36 Indenture, dated as of September 30, 2003, among Huntsman LLC, the Guarantors party thereto and HSBC Bank USA, as Trustee, relating to the 11<sup>5</sup>/<sub>8</sub>% Senior Secured Notes due 2010 (incorporated by reference to Exhibit 4.36 to the registration statement on Form S-4 of Huntsman LLC (File No. 333-112279))
- 4.37 Form of unrestricted 11<sup>5</sup>/<sub>8</sub>% Senior Secured Note due 2010 (included as Exhibit A-2 to Exhibit 4.36)
- 4.38 Form of guarantee relating to the 11<sup>5</sup>/<sub>8</sub>% Senior Secured Notes due 2010 (included as Exhibit E to Exhibit 4.36)
- 4.39 Exchange and Registration Rights Agreement, dated as of September 30, 2003, among Huntsman LLC, the Guarantors as defined therein, and the Purchasers as defined therein, relating to \$380,000,000 aggregate principal amount of the 11<sup>5</sup>/<sub>8</sub>% Senior Secured Notes due 2010 (incorporated by reference to Exhibit 4.39 to the registration statement on Form S-4 of Huntsman LLC (File No. 333-112279))
- 4.40 Exchange and Registration Rights Agreement, dated as of December 12, 2003, among Huntsman LLC, the Guarantors as defined therein, and the Purchasers as defined therein, relating to \$75,400,000 aggregate principal amount of the 11<sup>5</sup>/<sub>8</sub>% Senior Secured Notes due 2010 (incorporated by reference to Exhibit 4.40 to the registration statement on Form S-4 of Huntsman LLC (File No. 333-112279))
- 4.41 Indenture, dated as of June 30, 2003, among Huntsman Advanced Materials LLC, as Issuer, each of the Guarantors named therein and Wells Fargo Bank Minnesota, National Association, as Trustee (incorporated by reference to Exhibit 4.1 to the registration statement on Form S-4 of Huntsman Advanced Materials LLC (File No. 333-115344))
-

- 4.42 Form of Unrestricted Fixed Rate Note (included as Exhibit A-3 to Exhibit 4.41)
  - 4.43 Form of Unrestricted Floating Rate Note (included as Exhibit A-4 to Exhibit 4.41)
  - 4.44 Form of Guarantee (included as Exhibit E to Exhibit 4.41)
  - 4.45 Registration Rights Agreement, dated as of June 30, 2003, among Huntsman Advanced Materials LLC and the Guarantors named therein, as Issuers, and Deutsche Bank Securities Inc. and UBS Securities LLC, as Initial Purchasers (incorporated by reference to Exhibit 4.5 to the registration statement on Form S-4 of Huntsman Advanced Materials LLC (File No. 333-115344))
  - 4.46 Indenture, dated as of May 9, 2003, among HMP Equity Holdings Corporation, as Issuer, ICI Alta Inc. (now known as Alta One Inc.), as Guarantor, and Wells Fargo Bank Minnesota, National Association, as Trustee, relating to the 15% Senior Secured Discount Notes due 2008 (incorporated by reference to Exhibit 4.46 to the registration statement on Form S-4 of HMP Equity Holdings Corporation (File No. 333-116100))
  - 4.47 Form of 15% Senior Secured Discount Note due 2008 (included as Exhibit A-2 to Exhibit 4.46)
  - 4.48 Form of Guarantee (included as Exhibit E to Exhibit 4.46)
  - 4.49 Exchange and Registration Rights Agreement, dated as of May 9, 2003, among HMP Equity Holdings Corporation, ICI Alta Inc. (now known as Alta One Inc.), Credit Suisse First Boston LLC, and CIBC World Markets Corp (incorporated by reference to Exhibit 4.49 to the registration statement on Form S-4 of HMP Equity Holdings Corporation (File No. 333-116100))
  - 4.50 Indenture, dated August 1, 2000, between Vantico Group S.A., as issuer, and The Bank of New York, as trustee (incorporated by reference to Exhibit 4.1 to the registration statement on Form F-4 of Vantico Group S.A. (File No. 333-13156))
  - 4.51 First Supplemental Indenture, dated as of April 10, 2003, between Vantico Group S.A., as issuer, and The Bank of New York, as trustee (incorporated by reference to Exhibit 4.7 to the registration statement of Form S-4 of Huntsman Advanced Materials LLC (File No. 333-115344))
  - 4.52 Second Supplemental Indenture, dated as of June 17, 2003, between Vantico Group S.A., as issuer, and The Bank of New York, as trustee (incorporated by reference to Exhibit 4.8 to the registration statement of Form S-4 of Huntsman Advanced Materials LLC (File No. 333-115344))
  - 4.53 Third Supplemental Indenture, dated as of June 30, 2003, between Vantico Group S.A., as issuer, and The Bank of New York, as trustee (incorporated by reference to Exhibit 4.51 to the registration statement on Form S-4 of HMP Equity Holdings Corporation (File No. 333-116100))
  - 4.54 Indenture, dated as of June 22, 2004, among Huntsman LLC, the Guarantors party thereto and HSBC Bank USA, as Trustee, relating to the 11<sup>1</sup>/<sub>2</sub>% Senior Notes due 2012 and Senior Floating Rate Notes due 2011 (incorporated by reference to Exhibit 4.1 to the quarterly report on Form 10-Q of Huntsman LLC for the three months ended June 30, 2004)
  - 4.55 Form of restricted Fixed Rate Note due 2012 (included as Exhibit A-1 to Exhibit 4.54)
-

4.56	Form of Restricted Floating Rate Note due 2011 (included as Exhibit A-2 to Exhibit 4.54)
4.57	Form of Guarantee relating to the 11 <sup>1</sup> / <sub>2</sub> % Senior Notes due 2012 and Senior Floating Rate Notes due 2011 (included as Exhibit E to Exhibit 4.54)
4.58	Exchange and Registration Rights Agreement, dated of June 22, 2004, among Huntsman LLC, the Guarantors as defined therein, and the Purchasers as defined therein, relating to \$300,000,000 11 <sup>1</sup> / <sub>2</sub> % Senior Notes due 2012 and \$100,000,000 Senior Floating Rate Notes due 2011 (incorporated by reference to Exhibit 4.5 to the quarterly report on Form 10-Q of Huntsman LLC for the three months ended June 30, 2004)
4.59	Indenture, dated as of December 17, 2004, among Huntsman International LLC, as Issuer, the Guarantors named therein and Wells Fargo Bank, National Association, as Trustee, relating to the 7 <sup>3</sup> / <sub>8</sub> % Senior Subordinated Notes due 2015 and the 7 <sup>1</sup> / <sub>2</sub> % Senior Subordinated Notes due 2015 (incorporated by reference to Exhibit 4.1 to the current report on Form 8-K of Huntsman International LLC filed December 23, 2004)
4.60	Form of 7 <sup>3</sup> / <sub>8</sub> % Senior Subordinated Note due 2015 (included as Exhibit A-1 to Exhibit 4.59)
4.61	Form of 7 <sup>1</sup> / <sub>2</sub> % Senior Subordinated Note due 2015 (included as Exhibit A-2 to Exhibit 4.59)
4.62	Form of Guarantee (included as Exhibit E to Exhibit 4.59)
4.63	Exchange and Registration Rights Agreement, dated as of December 17, 2004, among Huntsman International LLC, the Guarantors as defined therein, and the Purchasers as defined therein, relating to the 7 <sup>3</sup> / <sub>8</sub> % Senior Subordinated Notes due 2015 and the 7 <sup>1</sup> / <sub>2</sub> % Senior Subordinated Notes due 2015 (incorporated by reference to Exhibit 4.2 to the current report on Form 8-K of Huntsman International LLC filed December 23, 2004)
4.64***	Registration Rights Agreement, dated as of May 9, 2003, by and among HMP Equity Holdings Corporation, Huntsman Holdings, LLC, Huntsman Group Inc., Huntsman Family Holdings II Company LLC (now known as Huntsman Family Holdings Company LLC), MatlinPatterson Global Opportunities, L.P., Credit Suisse First Boston LLC and CIBC World Markets Corp.
4.65***	Warrant Agreement among HMP Equity Holdings Corporation, Huntsman Holdings, LLC, Huntsman Group Inc. and Wells Fargo Bank Minnesota, National Association dated as of May 9, 2003
4.66*	Form of Registration Rights Agreement by and among Huntsman Corporation, Huntsman Family Holdings Company LLC, MatlinPatterson Global Opportunities Partners L.P., MatlinPatterson Global Opportunities Partners B, L.P., MatlinPatterson Global Opportunities Partners (Bermuda), L.P., Consolidated Press (Finance) Limited, and the other Stockholders listed on the signature page thereto
4.67***	Form of stock certificate of Huntsman Corporation
5.1***	Opinion of Vinson & Elkins L.L.P. as to the validity of the shares being registered
10.1	Business Consulting Agreement, dated as of June 3, 2003, between Huntsman International LLC and Jon M. Huntsman (incorporated by reference to Exhibit 10.41 to the registration statement on Form S-4 of Huntsman International LLC (File No. 333-106482))

---

- 10.2 Aircraft Dry Lease, dated as of September 14, 2001, between Jstar Corporation and Airstar Corporation (incorporated by reference to Exhibit 10.10 to the registration statement on Form S-4 of Huntsman LLC (File No. 333-112279))
- 10.3 Amended and Restated Subordinated Promissory Note, dated as of July 2, 2001, by Huntsman Corporation (now known as Huntsman LLC) in favor of Horizon Ventures, L.C. (incorporated by reference to Exhibit 10.11 to the registration statement on Form S-4 of Huntsman LLC (File No. 333-112279))
- 10.4 Interest Holders Agreement, dated as of September 30, 2002, among Huntsman Holdings, LLC, HMP Equity Holdings Corporation, Huntsman Company LLC (now known as Huntsman LLC), Huntsman Family Holdings II Company LLC (now known as Huntsman Family Holdings Company LLC) and MatlinPatterson Global Opportunities Partners L.P. (incorporated by reference to Exhibit 10.12 to the registration statement on Form S-4 of Huntsman LLC (File No. 333-112279))
- 10.5 First Amendment to the Interest Holders Agreement, dated as of May 9, 2003, among Huntsman LLC, HMP Equity Holdings Corporation, Huntsman Family Holdings II Company LLC (now known as Huntsman Family Holdings Company LLC) MatlinPatterson Global Opportunities Partners L.P., Huntsman Group Inc. and Huntsman Holdings, LLC (incorporated by reference to Exhibit 10.13 to the registration statement on Form S-4 of Huntsman LLC (File No. 333-112279))
- 10.6 Credit Agreement, dated as of June 30, 2003, among Huntsman Advanced Materials LLC, certain subsidiaries from time to time party thereto and various lending institutions with Deutsche Bank AG, New York Branch, as Administrative Agent (incorporated by reference to Exhibit 10.1 to the registration statement on Form S-4 of Huntsman Advanced Materials LLC (File No. 333-115344))
- 10.7 Intercreditor and Collateral Agency Agreement, dated as of June 30, 2003, among Deutsche Bank AG, New York Branch, as administrative agent, Wells Fargo Bank Minnesota, National Association, as trustee, Huntsman Advanced Materials LLC and the subsidiaries listed therein (incorporated by reference to Exhibit 10.2 to the registration statement on Form S-4 of Huntsman Advanced Materials LLC (File No. 333-115344))
- 10.8 Pledge Agreement, dated as of May 9, 2003, by HMP Equity Holdings Corporation, as Issuer and Pledgor, and Huntsman Holdings, LLC, Huntsman Group Inc. and ICI Alta Inc. (now known as Alta One Inc.), as Pledgors, and Wells Fargo Bank Minnesota, National Association, as Trustee (incorporated by reference to Exhibit 10.28 to the registration statement on Form S-4 of HMP Equity Holdings Corporation (File No. 333-116100))
- 10.9 Amended and Restated Credit Agreement, dated as of July 13, 2004, among Huntsman International LLC, as the borrower, Huntsman International Holdings LLC, as the guarantor, Deutsche Bank Trust Company Americas, as administrative agent, Deutsche Bank Securities Inc., as co-lead arranger and joint book runner, JP Morgan Securities Inc., as co-documentation agent and joint book runner, UBS Securities LLC, as co-syndication agent, Credit Suisse First Boston, as co-documentation agent, Merrill Lynch, Pierce Fenner & Smith Inc., as co-documentation agent, and various lending institutions party thereto (incorporated by reference to Exhibit 10.1 to the quarterly report on Form 10-Q of Huntsman International LLC for the three months ended June 30, 2004)
-

10.10	First Amendment to Amended and Restated Credit Agreement, dated as of December 21, 2004, among Huntsman International LLC, Huntsman International Holdings LLC and the various agents and lending institutions party thereto (incorporated by reference to Exhibit 10.1 to the current report on Form 8-K of Huntsman International LLC filed December 23, 2004)
10.11	Revolving Credit Agreement dated as of October 14, 2004, among Huntsman LLC, Huntsman Petrochemical Corporation, Huntsman Expandable Polymers Company, LC, Huntsman Polymers Corporation, Huntsman Fuels, L.P., and Huntsman International Trading Corporation, as borrowers, the financial institutions party thereto, including Deutsche Bank Trust Company Americas, in their capacities as lenders thereunder, and Deutsche Bank Trust Company Americas, as administrative agent and as collateral agent (incorporated by reference to Exhibit 10.1 to the quarterly report on Form 10-Q of Huntsman LLC for the three months ended September 30, 2004)
10.12	Term Credit Agreement dated as of October 14, 2004, among Huntsman LLC, the financial institutions party thereto, including Deutsche Bank Trust Company Americas, in their capacities as lenders thereunder, and Deutsche Bank Trust Company Americas, as agent for the lenders (incorporated by reference to Exhibit 10.2 to the quarterly report on Form 10-Q of Huntsman LLC for the three months ended September 30, 2004)
10.13	Security Agreement (Revolving) dated as of October 14, 2004, among Huntsman LLC, certain subsidiaries of Huntsman LLC, and Deutsche Bank Trust Company Americas, as collateral agent (incorporated by reference to Exhibit 10.3 to the quarterly report on Form 10-Q of Huntsman LLC for the three months ended September 30, 2004)
10.14	Security Agreement (Term) dated as of October 14, 2004, among Huntsman LLC, certain subsidiaries of Huntsman LLC, and Deutsche Bank Trust Company Americas, as collateral agent (incorporated by reference to Exhibit 10.4 to the quarterly report on Form 10-Q of Huntsman LLC for the three months ended September 30, 2004)
10.15	Second Amended and Restated Intercreditor Agreement dated as of October 14, 2004, among Deutsche Bank Trust Company Americas, as administrative agent, collateral agent, and mortgagee, and HSBC Bank USA, National Association, as trustee, and consented to by Huntsman LLC (incorporated by reference to Exhibit 10.5 to the quarterly report on Form 10-Q of Huntsman LLC for the three months ended September 30, 2004)
10.16	Huntsman Cost Reduction Incentive Plan and Form of Participation Agreement (incorporated by reference to Exhibit 10.1 to the current report on Form 8-K of HMP Equity Holdings Corporation filed on November 23, 2004)
10.17***	Gift Agreement by and among Huntsman Group Inc. and the Jon and Karen Huntsman Foundation
10.18***	Form of Pledge, Assignment and Collateral Agency Agreement between Huntsman Corporation and Citibank, N.A.
10.19***	Huntsman Corporation Stock Incentive Plan
10.20***	Form of Nonqualified Stock Option Agreement
10.21***	Form of Incentive Stock Option Agreement
10.22***	Form of Restricted Stock Agreement

---

10.23***	Form of Stock Appreciation Rights Agreement
10.24***	Form of Phantom Share Agreement
10.25***	Form of Performance Award Agreement
10.26***	Employment Agreement with Paul Hulme
10.27***	Employment Agreement with Anthony Hankins
10.28***	Form of Indemnification Agreement
12.1***	Ratio of Earnings to Fixed Charges and Preferred Stock Dividends
21.1***	Subsidiaries of the Registrant
23.1*	Consent of Deloitte & Touche LLP (Houston, Texas)
23.2*	Consent of Deloitte & Touche LLP (Salt Lake City, Utah)
23.3*	Consent of Deloitte S.A.
23.4***	Consent of Vinson & Elkins L.L.P. (contained in the opinion filed as Exhibit 5.1 hereto)
24.1***	Powers of Attorney

---

\* Filed herewith

\*\* To be filed by amendment

\*\*\* Previously filed

---



FORM of  
REGISTRATION RIGHTS AGREEMENT  
by and among  
HUNTSMAN CORPORATION,  
HUNTSMAN FAMILY HOLDINGS COMPANY LLC,  
MATLINPATTERSON GLOBAL OPPORTUNITIES PARTNERS L.P.,  
MATLINPATTERSON GLOBAL OPPORTUNITIES PARTNERS B L.P.,  
MATLINPATTERSON GLOBAL OPPORTUNITIES PARTNERS (BERMUDA) L.P.,  
CONSOLIDATED PRESS (FINANCE) LIMITED  
And  
EACH OF THE OTHER STOCKHOLDER SIGNATORIES

Dated as of February , 2005

---

## REGISTRATION RIGHTS AGREEMENT

This REGISTRATION RIGHTS AGREEMENT (this "Agreement") dated as of February 1, 2005, by and among Huntsman Corporation, a Delaware corporation (the "Corporation"), Huntsman Family Holdings Company LLC, a Utah limited liability company ("Family Holdings"), MatlinPatterson Global Opportunities Partners L.P., a Delaware limited partnership, MatlinPatterson Global Opportunities Partners B, L.P., a Delaware limited partnership, MatlinPatterson Global Opportunities Partners (Bermuda), L.P., a Bermuda limited partnership, Consolidated Press (Finance) Limited, a public company incorporated in the State of New South Wales ("CPF"), and each Stockholder of the Corporation listed on the signature pages of this Agreement.

**NOW, THEREFORE**, in consideration of the premises and the covenants and agreements contained herein, and for other good and valuable consideration, the receipt and sufficiency of which are hereby acknowledged, and intending to be legally bound, the parties hereto agree as follows:

### AGREEMENT:

The parties hereby agree as follows:

#### 1. Definitions.

As used in this Agreement, the following terms will have the following meanings:

"Affiliate" means, with respect to any Person, a Person directly or indirectly Controlling, Controlled by, or under common Control with such Person; *provided*, that in no event shall the Corporation be deemed an Affiliate of Family Holdings or MatlinPatterson.

"Average Share Price" means the quotient obtained by dividing (a) the sum of the volume-weighted average price per share of the Common Stock for each of the ten (10) days of trading occurring immediately prior to the date of such determination, as reported by Bloomberg Professional Service for the period during each trading day beginning at 9:30 a.m., New York City time and ending at 4:00 p.m., New York City time, by (b) ten (10) days.

"Common Stock" means shares of the Corporation's common stock, par value \$0.01 per share.

"Control" means the possession, directly or indirectly, through one or more intermediaries, by any Person or group (within the meaning of Section 13(d)(3) under the Exchange Act) of both of the following: (a) in the case of a corporation, more than 25% of the direct or indirect economic interest in the outstanding equity securities thereof; in the case of a limited liability company, partnership, limited partnership or venture, the right to more than 25% of the distributions therefrom (including liquidating distributions); in the case of a trust or estate, including a business trust, more than 25% of the beneficial interest therein; and in the case of any other entity, more than 25% of the economic or beneficial interest therein; and (b) in the case of any entity, the power or authority, through ownership of voting securities, by contract or otherwise, to control or direct the management and policies of the entity.

"CPF Registrable Securities" means shares of Common Stock owned directly or indirectly by CPF or any of its Affiliates, and securities issued in respect thereof by way of conversion, dividend or stock split or stock issuance or in connection with a combination of shares, recapitalization, reclassification, merger, sale of assets, consolidation, reorganization or otherwise, to CPF; *provided, however*, a Registrable Security shall cease to be a Registrable Security to the extent so provided in Section 2.

"Demand Registration" has the meaning set forth in Section 3(a).

"Earnout Agreement" means that certain Earnout Agreement, dated as of June 29, 2002, by and among Consolidated Press Holdings Limited, Conpress International (Netherlands Antilles) N.V., Jon M. Huntsman and Family Holdings, as amended from time to time.

"Exchange Act" means the Securities Exchange Act of 1934, as amended from time to time.

---

"Exchange Agreement" means that certain Agreement to Exchange LLC Interests, dated as of the date hereof, among the Corporation, CPF and Huntsman Holdings, LLC.

"Family Holdings Registrable Securities" means shares of Common Stock owned directly or indirectly by Family Holdings or any of its Affiliates (including those shares owned directly by HMP Equity Trust and allocable to the HMP Equity Trust Class B Units), and securities issued in respect thereof by way of conversion, dividend or stock split or stock issuance or in connection with a combination of shares, recapitalization, reclassification, merger, sale of assets, consolidation or reorganization or otherwise, to Family Holdings; *provided, however*, a Family Holdings Registrable Security shall cease to be a Family Holdings Registrable Security to the extent so provided in Section 2. For avoidance of doubt, Family Holdings Registrable Securities shall include those shares of Common Stock held directly by HMP Equity Trust other than those shares that constitute MatlinPatterson Registrable Securities; *provided, however*, that for purposes of any allocation under Section 3 or 4 hereof that is done on the basis of the number of Registrable Securities held by any holder, to the extent any shares of Common Stock constitute the Escrowed Corporation Interest under the HMP Equity Trust, such shares will be deemed to be allocated equally between MatlinPatterson and Family Holdings until such shares are actually allocated under the HMP Equity Trust.

"Governmental Entity" means any federal, state, political subdivision or other governmental agency or instrumentality, foreign or domestic.

"HMP Equity Trust" means HMP Equity Trust, a Delaware statutory trust, formed pursuant to a certificate of trust filed February 9, 2005.

"IPO" means the initial offering of shares of Common Stock to the public in a transaction registered under the Securities Act.

"Majority" means 50.1% or more.

"MatlinPatterson" means MatlinPatterson Global Opportunities Partners L.P., MatlinPatterson Global Opportunities Partners B L.P., and MatlinPatterson Global Opportunities Partners (Bermuda), L.P., collectively.

"MatlinPatterson Registrable Securities" means shares of Common Stock owned directly or indirectly by MatlinPatterson or any of its Affiliates, (including those shares owned directly by HMP Equity Trust and allocable to the HMP Equity Trust Class A Units) and securities issued in respect thereof by way of conversion, dividend or stock split or stock issuance or in connection with a combination of shares, recapitalization, reclassification, merger, sale of assets, consolidation, reorganization or otherwise, to MatlinPatterson; *provided, however*, a MatlinPatterson Registrable Security shall cease to be a MatlinPatterson Registrable Security to the extent so provided in Section 2. For avoidance of doubt, MatlinPatterson Registrable Securities shall include those shares of Common Stock held by HMP Equity Trust the economic interest in which is allocated to the membership interest in HMP Equity Trust owned by MatlinPatterson; *provided, however*, that for purposes of any allocation under Section 3 or 4 hereof that is done on the basis of the number of Registrable Securities held by any holder, to the extent any shares of Common Stock constitute the Escrowed Corporation Interest under the HMP Equity Trust, such shares will be deemed to be allocated equally between MatlinPatterson and Family Holdings until such shares are actually allocated under the HMP Equity Trust.

"Other Stockholder Registrable Securities" means shares of Common Stock owned directly or indirectly by Stockholders who are a party to this Agreement (other than MatlinPatterson, Family Holdings or CPF) originally acquired in exchange for its interests in Huntsman Holdings or HH Preferred Member, and securities issued in respect thereof by way of conversion, dividend or stock split or stock issuance or in connection with a combination of shares, recapitalization, reclassification, merger, sale of assets, consolidation or reorganization or otherwise, *provided, however*, an Other

Stockholder Registrable Security shall cease to be an Other Stockholder Registrable Security to the extent so provided in Section 2.

"Person" means any individual, partnership, corporation, limited liability company, firm, corporation, association, joint venture, trust or other entity, or any Governmental Entity.

"Piggyback Registration" has the meaning set forth in Section 4(a).

"Registration Expenses" has the meaning set forth in Section 8(a).

"Registrable Securities" means the Family Holdings Registrable Securities, the MatlinPatterson Registrable Securities, the CPF Registrable Securities and the Other Stockholders Registrable Securities.

"SEC" means the Securities and Exchange Commission or any other federal agency at the time administering the Securities Act and the Exchange Act.

"Securities Act" means the Securities Act of 1933, as amended from time to time.

"underwritten registration" or "underwritten offering" means any registration in which securities of the Corporation are sold pursuant to a firm commitment underwriting.

"Warrants Registration Rights Agreement" means that certain Registration Rights Agreement dated as of May 9, 2003 among HMP Equity Holdings Corporation, Huntsman Holdings LLC, Huntsman Group Inc., Huntsman Family Holdings Company LLC, MatlinPatterson Global Opportunities Partners L.P. and Credit Suisse First Boston LLC and CIBC World Markets Corp., as Initial Purchasers.

"Warrant Related Registrable Securities" means "Registrable Securities" under the Warrant Registration Rights Agreement, including any Common Stock of the Corporation issued in exchange for the Warrants of HMP Equity Holdings Corporation.

## **2. Securities Subject to this Agreement.**

The securities entitled to the benefits of this Agreement are the Registrable Securities but, with respect to any particular Registrable Security, only so long as such security continues to be a Registrable Security. A Registrable Security shall cease to be a Registrable Security when (i) it has been disposed of in a transaction registered under the Securities Act, (ii) it has been sold pursuant to Rule 144 under the Securities Act, (iii) an opinion of counsel to the Corporation (the form and scope of which shall be reasonably satisfactory to the holder of such Registrable Security) shall have been delivered to such holder, or an opinion of counsel to the holder of such Registrable Security (the form and scope of which shall be reasonably satisfactory to the Corporation), shall have been delivered to the Corporation, in either case to the effect that such Registrable Security may be publicly offered for sale in the United States without restriction as to manner of sale and amount of securities sold and without registration or other restriction under the Securities Act, and the Corporation shall have offered to deliver replacement certificates for such securities that do not bear any restrictive legend, or (iv) it has been sold or transferred in a private transaction in which the transferor's rights under this Agreement are not assigned to the transferee.

## **3. Demand Registration.**

(a) *Requests for Registration.* Subject to the provisions of Section 3(b), at any time after the closing of the IPO any holder or holders of a Majority of the then outstanding MatlinPatterson Registrable Securities or Family Holdings Registrable Securities may request a registration by the Corporation under the Securities Act of all or part of its or their MatlinPatterson Registrable Securities or Family Holdings Registrable Securities, as applicable, (a "Demand Registration"); *provided*, that the number of

MatlinPatterson Registrable Securities or Family Holdings Registrable Securities requested to be registered represents at least 3% of the Corporation's then outstanding Common Stock. Within 15 days following receipt of any such request, the Corporation will provide written notice of such registration request to all holders of Registrable Securities and will, subject to the provisions of Section 3(c) and Section 3(d), include in such registration all Registrable Securities with respect to which the Corporation has received written requests for inclusion therein within 20 days after distribution to the applicable holder of the Corporation's notice. All Demand Registration requests made pursuant to this Section 3(a) will specify the number of Registrable Securities to be registered and will also specify the intended method of disposition thereof, which may include the sale of securities on a continuous or delayed basis.

(b) *Number of Registrations.* The holders of MatlinPatterson Registrable Securities and Family Holdings Registrable Securities will be entitled to request an unlimited number of Demand Registrations; *provided, however*, that if a requested registration could be effected pursuant to Section 5 hereof, it shall be deemed a registration requested under Section 5 rather than under this Section 3.

(c) *Limitation on Rights of Corporation or Other Securityholders to Piggyback on Demand Registrations* Neither the Corporation nor any of its securityholders has any right to include any of the Corporation's securities in a registration statement initiated as a Demand Registration under this Section 3 if such Demand Registration is an underwritten offering unless (i) such securities are of the same class as the Registrable Securities being registered and (ii) the Corporation, or the selling securityholders, as applicable, agree to sell their securities on the same terms and conditions as apply to the Registrable Securities being registered and the holders thereof. If any securityholders of the Corporation (other than the holders of Registrable Securities in such capacity and, if required by the Warrants Registration Rights Agreement holders, of Warrant Related Registrable Securities) register securities of the Corporation in a Demand Registration (in accordance with the provisions of this Section 3(c)), such securityholders will pay the fees and expenses of counsel to such securityholders and their pro rata share of the Registration Expenses if such pro rata share of the Registration Expenses for such registration are not paid by the Corporation for any reason. The Corporation, any holder of Registrable Securities and any such other securityholder may withdraw their securities from a Demand Registration at any time prior to the date such Demand Registration becomes effective with the SEC; *provided, however*, if the Demand Registration is an underwritten offering and there is an underwriting agreement in place, they may do so only on the reasonable and customary terms agreed upon by the managing underwriters for such offering.

(d) *Priority on Demand Registrations.* If a Demand Registration is an underwritten offering and the managing underwriters advise the Corporation and the selling holders of the Registrable Securities requested to be registered during the 20-day period set forth in Section 3(a) hereof in writing that in their opinion the number of such Registrable Securities requested to be included exceeds the number of securities which can be sold in such offering without materially and adversely affecting the proposed offering or the offering price, the Corporation will include in such registration only the number of such Registrable Securities (and, if required by the Warrants Registration Rights Agreement, Warrant Related Registrable Securities) which in the opinion of such underwriters can be sold without materially and adversely affecting the proposed offering or the offering price, and such securities will be allocated among the holders of such Registrable Securities (and, if required by the Warrants Registration Rights Agreement, the holders of Warrant Related Registrable Securities) requesting to be included in the registration pro rata on the basis of the total number of Registrable Securities (and, if required by the Warrants Registration Rights Agreement, Warrant Related Registrable Securities requested to be included in such registration) requested to be included therein by each such holder. If securities (other than Registrable Securities and, if applicable, Warrant Related Registrable Securities) are proposed to be included by the Corporation or its other securityholders in a Demand Registration which is an underwritten offering (subject to and in accordance with the provisions of

Section 3(c)) and the managing underwriters advise the Corporation and the selling holders in writing that some but not all of said other securities can be sold without materially and adversely affecting the proposed offering or the offering price in such underwritten offering, in addition to all of the Registrable Securities (and, if required by the Warrants Registration Rights Agreement, Warrant Related Registrable Securities) being registered, those securities which are permitted to be included will be allocated (i) first, to the Corporation and (ii) second, to the other securityholders, allocated among them in such proportions as such securityholders and the Corporation may agree.

(e) *Selection of Underwriters.* If any Demand Registration is an underwritten offering or a best efforts underwritten offering, the investment banker or investment bankers and manager or managers that will administer the offering will be selected by the holders of a Majority (by number of shares) of the MatlinPatterson Registrable Securities and Family Holdings Registrable Securities requested to be included in such offering; *provided, however*, that such investment bankers and managers must be reasonably satisfactory to the Corporation.

(f) *Other Registration Rights Agreements.* Without the prior written consent of the holders of a Majority of the MatlinPatterson Registrable Securities and of a Majority of the Family Holdings Registrable Securities, the Corporation will not enter into any agreement with any holder or prospective holder of any securities of the Corporation after the date hereof (except for the assumption of those certain registration obligations under the Warrants Registration Rights Agreement in connection with the issuance of Common Stock in exchange for the warrants and warrant shares of HMP Equity Holdings Corporation) which grants to such holder or prospective holder any registration rights unless such agreement and the rights granted thereunder are subject and subordinate to the rights of holders hereunder. As of the date hereof, the only agreements with any holder of any securities of the Corporation which grant registration rights are this Agreement and the Warrants Registration Rights Agreement.

(g) *Withdrawal by Holders of Registrable Securities.* The initiating holders of Registrable Securities may withdraw a Demand Request at any time and under any circumstances.

#### **4. Piggyback Registrations.**

(a) *Right to Piggyback.* If at any time after consummation of the IPO the Corporation proposes to register any equity securities under the Securities Act in connection with the public offering of such securities (other than a registration relating to employee or director benefit plans or a corporate reorganization, mergers or acquisition, or a registration on any form that does not permit inclusion of sales of Registrable Securities), whether such offering is a primary offering by the Corporation or a secondary offering by holders of the Corporation's securities or both (a "Piggyback Registration"), the Corporation will give written notice to all holders of Registrable Securities of its intention to effect such a registration as soon as practicable, but in no event less than 20 days prior to the anticipated filing date of the initial registration statement related thereto; *provided*, that such notice shall indicate the number of shares proposed to be registered, the proposed means of distribution of such securities and the proposed managing underwriters of such offering, if any. Subject to the provisions of Sections 4(b) and (c), the Corporation will include in such Piggyback Registration all Registrable Securities with respect to which the Corporation has received written requests for inclusion therein within 20 days after delivery of the Corporation's notice. The holders of Registrable Securities will be permitted to withdraw all or any part of such holder's Registrable Securities from a Piggyback Registration at any time prior to the date such Piggyback Registration becomes effective with the SEC; *provided, however*, if the Piggyback Registration is an underwritten offering and there is an underwriting agreement in place, the holders of Registrable Securities may do so only on the reasonable and customary terms agreed upon by the managing underwriters for such offering. If a Piggyback Registration is an underwritten offering effected (i) under Section 4(b), all Persons whose securities are included in the Piggyback Registration will be obligated to sell their securities on the same terms and conditions as apply to the

securities being issued and sold by the Corporation or (ii) under Section 3(a) or 4(c), all Persons whose securities are included in the Piggyback Registration will be obligated to sell their securities on the same terms and conditions as apply to the securities being sold by the Person or Persons who initiated the Piggyback Registration under Section 3(a) or 4(c). The foregoing notwithstanding, if, at any time after giving written notice of a Piggyback Registration but prior to the effective date of the registration statement filed in connection therewith, the Corporation shall determine for any reason not to register the securities described in its notice of its intention to file a registration statement, the Corporation shall give prompt written notice of such determination to the holders of Registrable Securities and thereupon shall be relieved of its obligation to register any Registrable Securities in such registration.

(b) *Priority on Primary Registrations.* If a Piggyback Registration is an underwritten primary registration on behalf of the Corporation, and the managing underwriters advise the Corporation in writing that in their opinion the total number of securities requested to be included in such registration exceeds the number of securities (the "Primary Limit") which can be sold in such offering without materially and adversely affecting the offering or the offering price, the Corporation will include in such registration securities not in excess of the Primary Limit in the following order: (i) first, all securities the Corporation proposes to sell, (ii) second, up to the full number of Registrable Securities and Warrant Related Registrable Securities requested to be included in such registration by holders of Registrable Securities and the holders of Warrant Related Registrable Securities (if such number together with the securities included pursuant to clause (i) exceeds the Primary Limit, the securities to be registered shall be allocated among the holders of Registrable Securities and the holders of Warrant Related Registrable Securities requesting to be included in the registration pro rata among them on the basis of the total number of Registrable Securities and Warrant Related Registrable Securities requested to be included in such registration (provided that the number of Registrable Securities to be registered shall be allocated among the holders of Registrable Securities requesting to be included in the registration pro rata on the basis of the total number of Registrable Securities held by their respective holders requesting inclusion in the registration)), (iii) third, up to the full number of securities requested to be included in such registration by other holders of securities entitled to include securities in such Piggyback Registration (if such number (together with the number of securities pursuant to clauses (i) and (ii)) exceeds the Primary Limit, the other securities to be registered shall be allocated pro rata among such holders on the basis of the number of securities requested to be included therein by each such holder), and (iv) fourth, such additional securities (which together with those securities included in (i), (ii) and (iii) do not exceed the Primary Limit) as may be agreed upon by the Corporation and any other securityholders; *provided, however*, that in connection with any such registration that occurs within 180 days of consummation of the IPO as among the holders of Registrable Securities the right to include such securities shall be allocated (A) first, to the holders of Family Holdings Registrable Securities up to a number of shares determined by dividing (x) the difference between \$150 million and the amount of proceeds previously received by holders of Family Holdings Registrable Securities from registered sales by (y) the Average Share Price on the date of the notice from the Corporation provided for in Section 4(a), (B) second, to the holders of MatlinPatterson Registrable Securities and CPF Registrable Securities (allocated among the holders of MatlinPatterson Registrable Securities and CPF Registrable Securities requesting to be included in the registration pro rata on the basis of the total number of Registrable Securities held by holders requesting inclusion in the registration) up to a number of shares determined by dividing (x) the difference between \$400 million and the amount of proceeds previously received by holders of MatlinPatterson Registrable Securities and CPF Registrable Securities from registered sales by (y) the Average Share Price on the date of the notice from the Corporation provided for in Section 3(a) and (C) third, pro rata among all holders of Registrable Securities requesting inclusion in such Piggyback Registration on the basis of the total number of Registrable Securities requested to be included therein by each such holder.

(c) *Priority on Secondary Registrations.* If a Piggyback Registration is an underwritten secondary registration on behalf of holders of the Corporation's securities pursuant to the exercise of such

holders' demand registration rights or otherwise (other than a Demand Registration), and the managing underwriters advise the Corporation in writing that in their opinion the number of securities requested to be included in such registration exceeds the number of securities which can be sold in such offering without materially and adversely affecting the offering or the offering price (the "Secondary Limit"), the Corporation will include in such registration securities not in excess of the Secondary Limit in the following order: (i) first, up to the full number of Registrable Securities and Warrant Related Registrable Securities proposed to be included therein (if such number exceeds the Secondary Limit, the securities to be registered shall be allocated among the holders of Registrable Securities and the holders of Warrant Related Registrable Securities requesting to be included in the registration pro rata among them on the basis of the total number of Registrable Securities and Warrant Related Registrable Securities, requested to be included in such registration (provided that the number of Registrable Securities to be registered shall be allocated among the holders of Registrable Securities requesting to be included in the registration pro rata on the basis of the total number of Registrable Securities held by their respective holders requesting inclusion in the registration)), (ii) up to the full number of securities the Corporation proposes to sell, (iii) up to the full number of securities requested to be included in such registration by other holders of securities permitted to include securities in such Piggyback Registration, (if such number (together with the number of securities included pursuant to clauses (i) and (ii)) exceeds the Secondary Limit, the other securities to be registered shall be allocated pro rata among such holders on the basis of the number of securities requested to be included therein by each such holder) and (iv) any additional securities (which together with those securities included pursuant to clauses (i), (ii) and (iii) do not exceed the Secondary Limit) as may be agreed upon by the Corporation and any other securityholders.

(d) *Selection of Underwriters.* If any Piggyback Registration is a primary registration of an underwritten offering for the Corporation, the Corporation will have the sole right to select the investment banker or bankers and manager or managers to administer the offering. If any Piggyback Registration is an underwritten secondary registration on behalf of holders of the Corporation's securities pursuant to exercise of such holders' demand registration rights, the selection of the investment banker or bankers and manager or managers shall be made in the manner agreed solely among the Corporation and such holders initiating the demand registration rights or otherwise causing such registration to occur.

(e) *Limitation.* No Piggyback Registration effected under this Section 4 shall be deemed to constitute a Demand Registration or to have been effected pursuant to Section 3 hereof or shall release the Corporation of its obligations to effect any Demand Registration upon request as provided under Section 3 hereof.

## **5. Form S-3 Registrations.**

(a) After its IPO, the Corporation shall use its commercially reasonable efforts to qualify for registration on Form S-3 or any comparable or successor form or forms. After such qualification, in case the Corporation shall receive from any holder or holders of a Majority of the then outstanding (x) MatlinPatterson Registrable Securities or (y) Family Holdings Registrable Securities, a written request or requests that the Corporation effect a registration on Form S-3 with respect to all or a part of the Registrable Securities owned by such holder or holders, the Corporation agrees:

(i) to promptly (and in any event no more than 15 days following receipt of any such request) give notice of the proposed registration and any related qualification or compliance, to the other holders of Registrable Securities;

(ii) to effect a registration and all qualifications and compliance as would permit or facilitate the sale and distribution on a continuous basis of such portion of the requesting holders' Registrable Securities as are specified in such request plus any portion of the Registrable Securities

of holders who join in such request by written notice to the Corporation given within 20 days after receipt of notice pursuant to clause (i) from the Corporation *provided, however*, that the Corporation shall not be required to include more than \$300 million of MatlinPatterson Registrable Securities, \$200 million of Family Holdings Registrable Securities, and \$50 million of CPF Registrable Securities and Stockholder Registrable Securities; *provided, further*, that the Corporation shall not be obligated to effect any such registration, qualification, or compliance pursuant to this Section 5: (A) if Form S-3 is not available for such offering or (B) if the Corporation has within the six (6) month period preceding the date of such request already effected a registration on Form S-3 pursuant to a request made under this Section 5. If the number of CPF Registrable Securities and Other Stockholder Registrable Securities requested to be included exceeds the amount that the Corporation is required to include in such registration statement, then the available space in such registration statement shall be allocated pro rata among the holders of such Registrable Securities requesting to be included in the registration on the basis of the total number of Registrable Securities held by their respective holders.

(b) Notwithstanding Section 5(a)(ii)(B), the Corporation agrees that (i) if it did not include in such registration all of the MatlinPatterson Registrable Securities requested to be included then at any time when the amount of MatlinPatterson Registrable Securities remaining unsold under the registration statement is less than \$200 million, it will promptly file a new or additional registration statement for additional sales of MatlinPatterson Registrable Securities as shall then permit sales of at least \$300 million of MatlinPatterson Registrable Securities in the aggregate, (ii) if it did not include in such registration all of the Family Holdings Registrable Securities requested to be included therein then at any time when the amount of Family Holdings Registrable Securities remaining unsold under the registration statement is less than \$135 million, it will promptly file a new or additional registration statement for such additional sales of Family Holdings Registrable Securities as shall then permit sales of at least \$200 million of Family Holdings Registrable Securities in the aggregate, and (iii) if it did not include in such registration all of the CPF Registrable Securities requested to be included therein then at any time when the amount of CPF Registrable Securities remaining unsold under the registration statement is less than \$10 million, it will promptly file a new or additional registration statement for such additional sales of CPF Registrable Securities as shall then permit sales of at least \$50 million of CPF Registrable Securities and Other Stockholder Registrable Securities in the aggregate.

#### **6. Deferral of Filing; Preemption.**

(a) *Deferral of Filing.* Anything herein to the contrary notwithstanding, the Corporation may defer the filing of any registration statement otherwise required to be filed by it pursuant to Section 3 for up to 90 days if the Corporation notifies each requesting holder promptly after such request that the Corporation's Board of Directors has determined in its good faith judgment that the requested registration and offering would require disclosure of pending or contemplated matters or information, the disclosure of which would likely be detrimental to the Corporation or materially interfere with its or its subsidiaries business or a pending or contemplated material transaction involving the Corporation or any of its subsidiaries which period may be extended for up to an additional 90 days upon a subsequent determination by the Board of Directors in good faith that the conditions for deferral still exist. In addition to the foregoing deferral rights, the Corporation shall not be required to file any registration statement pursuant to Section 3 (i) within 90 days after the effectiveness of a registration statement relating to a Demand Registration or (ii) within 180 days (or such shorter period as may be permitted by the underwriters lock-up agreement, if any) after the effectiveness of a registration statement referred to in Section 4 unless the number of securities held by holders of Registrable Securities included in such prior registration statement referred to in this clause (ii) was less than 80% of the number of shares such holders requested to include in which event the period of delay under this clause (ii) shall be 90 days.

(b) *Preemption by the Corporation.* Anything herein to the contrary notwithstanding, in the event the Corporation reasonably expects to file, within 60 days of a demand for registration, a registration statement pertaining to securities for the account of the Corporation (except a registration statement relating to employee or director benefit plans or a corporate reorganization, merger or acquisition, or a registration on any form that does not permit inclusion of sales of Registrable Securities) then such request shall constitute a request made pursuant to Section 4 hereof to include in such registration statement all Registrable Securities subject to such request and the Corporation shall not be obligated to file a separate registration statement for the Registrable Securities subject to such request; *provided*, that the Corporation is actively employing good faith reasonable efforts to cause such registration statement to be filed and to become effective.

(c) *Termination of Deferral Period.* In the case of a deferral pursuant to Section 6(a), the deferral period shall terminate upon the earlier of the completion or abandonment of the relevant securities offering or sale, or other pending or contemplated material transaction. After the termination or expiration of any deferral period and without further request from the holders of Registrable Securities, the relevant Demand Registration shall be reinstated, and the Corporation shall effect the filing of the relevant Demand Registration unless the initiating holders shall have, prior to the filing of such registration, withdrawn the initial request.

## **7. Registration Procedures.**

(a) Subject to the terms hereof, whenever the holders of Registrable Securities have requested that any Registrable Securities be registered in accordance with the terms and conditions of this Agreement, the Corporation will use its reasonable best efforts to effect the registration and to permit the sale of such Registrable Securities in accordance with the intended method of disposition thereof, and pursuant thereto the Corporation will promptly:

(i) prepare and file with the SEC, subject to the availability of all required consents of independent accountants (which the Corporation agrees to use all reasonable efforts to obtain), not later than the later of 60 days after receipt of a request to file a registration statement with respect to such Registrable Securities a registration statement with respect to such Registrable Securities and the business day after the date the lock-up agreement of the Corporation expires under the Underwriting Agreement related to the IPO, and use its reasonable best efforts to cause such registration statement to become effective; *provided*, that each such registration statement will be on a form for which the Corporation then qualifies, which is available for the sale of the Registrable Securities in accordance with the intended method of disposition thereof, and will provide for the registration of at least such number of shares as shall have been demanded be registered; *provided*, *however*, that before filing a registration statement or prospectus or any amendments or supplements thereto, the Corporation will furnish to each of the holders including shares therein, and the managing underwriters, if any, draft copies of all such documents proposed to be filed a reasonable period prior to such filing, which documents will be subject to the reasonable review of each of such holders, and the managing underwriters, if any, and their respective agents and representatives and the Corporation will not include in any registration statement information concerning or relating to the holders including shares therein to which any such affected holder shall reasonably object in writing (unless the Corporation reasonably determines that the inclusion of such information is required by applicable law or the regulations of any securities exchange to which the Corporation may be subject or is required to prevent a material omission or misstatement in the filing);

(ii) notify each seller of Registrable Securities of any stop order issued by the SEC and take all reasonable actions required to prevent the entry of such stop order or to remove it at the earliest possible time if entered;

(iii) prepare and file with the SEC such amendments and supplements to such registration statement and the prospectus used in connection therewith as may be necessary to keep such registration statement effective for a period of not less than 120 days, or such shorter period as may be required if all Registrable Securities covered by such registration statement are sold prior to the expiration of such 120-day period (except in connection with an underwritten offering, in which case such registration statement shall be kept effective as long as the underwriters reasonably request in the underwriting agreement); *provided, however*, that (i) such 120-day period shall be extended for a period of time equal to the period the holder of such Registrable Securities refrains from selling any securities included in such registration at the request of the underwriter under any other registration statement of the Corporation; and (ii) in the case of any registration of Registrable Securities under Section 3 (if requested by the holder entitled to a Demand Registration thereunder) and/or under Section 5 hereof on Form S-3 that are intended to be offered on a continuous or delayed basis, such 120-day period shall be extended, if necessary, to keep the registration statement effective until all such Registrable Securities are sold, provided that Rule 415, or any successor rule under the Securities Act, permits an offering on a continuous or delayed basis, and provided further that applicable rules under the Securities Act governing the obligation to file a post-effective amendment permit, in lieu of filing a post-effective amendment that (x) includes any prospectus required by Section 10(a)(3) of the Act or (y) reflects facts or events representing a material or fundamental change in the information set forth in the registration statement, the incorporation by reference of information required to be included in (x) and (y) above to be contained in periodic reports filed pursuant to Section 13 or 15(d) of the Exchange Act in the registration statement; and comply with the provisions of the Securities Act with respect to the disposition of all securities covered by such registration statement during such period in accordance with the intended methods of disposition by the sellers thereof set forth in such registration statement;

(iv) furnish without charge to each seller and managing underwriters of Registrable Securities such number of copies of such registration statement, each amendment and supplement thereto (in each case including all exhibits thereto), the prospectus included in such registration statement (including each preliminary, final, summary, amended or supplemented prospectus) and such other documents as such seller and managing underwriters may reasonably request in order to facilitate the disposition of the Registrable Securities owned by such seller;

(v) use its reasonable best efforts to register or qualify such Registrable Securities under such other securities or blue sky laws of such jurisdictions within the United States as any seller reasonably requests, keep such registrations or qualifications in effect for so long as the registration statement remains in effect, and do any and all other acts and things which may be reasonably necessary or advisable to enable such seller to consummate the disposition in such jurisdictions of the Registrable Securities owned by such seller; *provided, however*, that the Corporation will not be required to (i) qualify generally to do business in any jurisdiction where it would not otherwise be required to qualify but for this Section 7(a)(v), (ii) subject itself to taxation in any such jurisdiction or (iii) consent to general service of process in any such jurisdiction;

(vi) use its reasonable best efforts to cause the Registrable Securities covered by such registration statement to be registered with or approved by such other Governmental Entities within the United States as may be necessary to enable the seller or sellers thereof to consummate the disposition of such Registrable Securities in accordance with the intended methods of disposition set forth in such registration statement;

(vii) notify each seller of such Registrable Securities, at any time when a registration statement is effective or any prospectus to such Registrable Securities is required to be delivered under the Securities Act, if such registration statement, prospectus or any document incorporated therein by reference contains an untrue statement of a material fact or omits to state any material fact

necessary to make the statements therein not misleading in light of the circumstance then existing, and prepare and file promptly with the SEC a supplement or amendment to such prospectus or any such document incorporated therein by reference so that, as thereafter delivered to the purchasers of such Registrable Securities, such prospectus will not contain an untrue statement of a material fact or omit to state any material fact necessary to make the statements therein not misleading in light of the circumstance then existing;

(viii) use its reasonable best efforts to cause all such Registrable Securities to be listed on each securities exchange on which similar securities issued by the Corporation are then listed or traded;

(ix) provide a transfer agent and registrar for all Registrable Securities and a CUSIP number for all such Registrable Securities, in each case not later than the effective date of such registration statement;

(x) enter into such customary agreements (including an underwriting agreement in customary form with customary lock-up provisions not to exceed 90 days from the date of the prospectus) and take such other customary actions in connection therewith as the holders of a Majority of the Registrable Securities being registered or the managing underwriters, if any, reasonably request in order to expedite or facilitate the disposition of such Registrable Securities; and make such representations and warranties and provide such indemnities with respect to the registration statement, post-effective amendment or supplement thereto, prospectus or any amendment or supplement thereto, and documents incorporated by reference, if any, to the managing underwriters of the Registrable Securities, in form, substance and scope as are customarily made by the Corporation in connection with offerings of Registrable Securities in transactions of such kind;

(xi) make available for inspection by any underwriter participating in any disposition pursuant to such registration statement, and any attorney, accountant or other agent retained by any such underwriter, and counsel to the sellers of Registrable Securities all financial and other records, pertinent corporate documents and properties of the Corporation and its subsidiaries, and cause the Corporation's officers, directors and employees and accountants to supply all information reasonably requested by any such underwriter, attorney, accountant or agent and counsel to the sellers of Registrable Securities in connection with such registration statement or as may be necessary, in the opinion of such sellers' or underwriters' counsel to conduct a reasonable investigation within the meaning of the Securities Act, in each case upon receipt of an appropriate confidentiality agreement;

(xii) in the case of an underwritten offering (or, in the case of an offering that is not underwritten, upon the request of any holder of Registrable Securities covered by a registration statement and at such holder's expense), obtain opinions of counsel to the Corporation and updates thereof (the form, scope and substance of which opinions shall be reasonably satisfactory to the managing underwriters, if any, or the holder, as applicable, and addressed to each of the underwriters, if any, or the holder, as applicable) covering the matters customarily covered in opinions requested in underwritten offerings;

(xiii) in the case of an underwritten offering (or, in the case of an offering that is not underwritten, upon the request of any holder of Registrable Securities covered by a registration statement and at such holder's expense), use their reasonable best efforts to obtain a "cold comfort" letter and updates thereto from the Corporation's independent public accountants (and, if necessary, any other independent certified public accountants of any subsidiary of the Corporation or of any business acquired by the Corporation for which financial statements and financial data is, or is required to be, included in the registration statement), in customary form and covering such matters of the type customarily covered by cold comfort letters, as the managing underwriters, or the holder, as applicable, reasonably request;

(xiv) notify each holder of Registrable Securities covered by a registration statement and the managing underwriters, if any, promptly, (i) (A) when a prospectus or any prospectus supplement or post-effective amendment is proposed to be filed, and (B) with respect to a registration statement or any post-effective amendment, when the same has become effective, (ii) of any request by the SEC or any other Governmental Entity for amendments or supplements to a registration statement or related prospectus or for additional information, (iii) of the issuance by any state securities commission, any other Governmental Entity or any court of any order or injunction suspending or enjoining the use of a prospectus or the effectiveness of a registration statement or the initiation of any proceedings for that purpose, and (iv) of the receipt by the Corporation of any notification with respect to the suspension of the qualification or exemption from qualification of any of the Registrable Securities for sale in any jurisdiction, or the initiation or threatening of any proceeding for such purpose; and

(xv) otherwise use its reasonable best efforts to comply with all applicable rules and regulations of the SEC, and generally make available to its security holders, as soon as reasonably practicable, an earnings statement covering the period of at least twelve months, but not more than eighteen months, beginning with the first month after the effective date of the registration statement, which earnings statement will satisfy the provisions of Section 11(a) of the Securities Act and may be prepared in accordance with Rule 158 under the Securities Act.

(b) The Corporation may require each seller of Registrable Securities as to which any registration is being effected to furnish to the Corporation in writing such information regarding the seller and the distribution of such securities as the Corporation may from time to time reasonably request.

## **8. Registration Expenses.**

(a) All expenses incident to the Corporation's performance of or compliance with this Agreement, including without limitation all registration and filing fees, fees and expenses of compliance with securities or blue sky laws (including reasonable fees and disbursements of counsel for the underwriters in connection with blue sky qualifications of the Registrable Securities), messenger, telephone and delivery expenses, and fees and disbursements of counsel for the Corporation and of the Corporation's independent certified public accountants (including the expenses of any special audit or "cold comfort" letters required by or incident to such performance), fees and expenses of underwriters customarily paid by issuers of securities (including liability insurance if the Corporation so desires), all expenses relating to the preparation, printing, distribution and reproduction of the registration statement and prospectus and any amendment or supplement to the foregoing, certificates representing the Registrable Securities and all other documents relating to any of the foregoing, the reasonable fees and expenses of any special experts retained by the Corporation or at the request of the managing underwriters in connection with such registration and fees and expenses of other Persons retained by the Corporation, and the reasonable fees and disbursements of one counsel for sellers of Registrable Securities; but excluding underwriting discounts, commissions, fees, discounts and commissions of brokers and dealers and capital gains, income and transfer taxes, if any, relating to any sale of Registrable Securities and the fees and disbursements of counsel for the holders of Registrable Securities (other than as set forth above), will be borne and paid promptly by the Corporation (all such expenses being herein called "Registration Expenses").

(b) Subject to Section 8(a) above, in connection with each registration hereunder, the holders of Registrable Securities included therein shall be responsible for all fees and disbursements of their counsel and for (i) all underwriting discounts or other commissions, fees, discounts and commissions of brokers and dealers payable by them as selling securityholders and (ii) capital gains, income and transfer taxes, if any, relating to the sale of such Registrable Securities.

## 9. Indemnification; Contribution.

(a) *Indemnification by Corporation.* In the event any Registrable Securities are included in a registration statement pursuant to this Agreement, the Corporation shall indemnify and hold harmless each holder of such Registrable Securities, its employees, officers, directors, agents and constituent partners and each Person who controls such holder (within the meaning of the Securities Act and the Exchange Act) against all losses, claims, damages, liabilities (joint or several) and expenses (or actions in respect thereof) in connection with any sale of Registrable Securities pursuant to a registration statement arising out of or based upon (i) any violation or alleged violation of the Securities Act, the Exchange Act or any state securities law, or any rule or regulation promulgated thereunder by the Corporation or any of its employees, officers, directors or agents or (ii) any untrue or alleged untrue statement of a material fact contained in any registration statement or preliminary or final prospectus relating to the registration of such Registrable Securities or any amendment or supplement thereto or any document incorporated by reference therein or any omission or alleged omission to state therein a material fact required to be stated therein or necessary to make the statements therein, in light of the circumstances in which they were made, not misleading, except insofar as the same are contained in any information furnished in writing to the Corporation by or on behalf of such holder or other indemnified Person expressly for use therein or are caused by such holder's failure to deliver a copy of the registration statement or prospectus or any amendments or supplements thereto after the Corporation has furnished such holder with a sufficient number of copies of the same. Subject to the provisions of Section 9(c), the Corporation will pay, indemnify, hold harmless and reimburse each holder of Registrable Securities, its officers, directors, agents, constituent partners and controlling Persons for any reasonable legal and other expenses as incurred in connection with investigating or defending any such losses, claims, damages, liabilities, expenses or actions for which such Person is entitled to indemnification hereunder. In connection with a firm commitment or best efforts underwritten offering, the Corporation will indemnify the underwriters or agents, their officers, directors, constituent partners and each Person who controls such underwriters (within the meaning of the Securities Act and the Exchange Act) or agents to the same extent as provided above (or such greater extent as may be customarily required by the managing underwriters) with respect to the indemnification of the holders of Registrable Securities.

(b) *Indemnification by Holder of Registrable Securities.* In connection with any registration statement in which a holder of Registrable Securities is participating, such holder shall indemnify and hold harmless the Corporation, its employees, directors, agents and officers, each Person who controls the Corporation (within the meaning of the Securities Act and the Exchange Act) and all other prospective sellers and their respective directors, officers, agents and controlling Persons (within the meaning of the Securities Act and the Exchange Act) against any losses, claims, damages, liabilities (joint and several) and expenses (or actions in respect thereof) arising out of or based upon any untrue or alleged untrue statement of a material fact or any omission or alleged omission of a material fact required to be stated in any registration statement or preliminary or final prospectus relating to the registration of such Registrable Securities or any amendment thereof or supplement thereto or necessary to make the statements therein, in light of the circumstances in which they were made, not misleading, to the extent, but only to the extent, that such untrue or alleged untrue statement or omission or alleged omission is contained in any written information or affidavit furnished by or on behalf of such holder specifically for use in such registration statement or prospectus and then only to the extent of the total net proceeds received by such holder of Registrable Securities (after deducting any discounts, commissions and similar fees applicable thereto) in consideration of the Registrable Securities sold by such holder in connection with such registration. Subject to the provisions of Section 9(c), the holders of Registrable Securities participating in any registration will pay, indemnify, hold harmless and reimburse (without duplication), to the extent of the total net proceeds received by the holders of Registrable Securities (after deducting any discounts, commissions and similar fees applicable thereto and after taking into account any indemnity payments pursuant to the immediately

preceding sentence), the Corporation, its officers, directors and controlling Persons and all other prospective sellers and their respective directors, agents, officers and controlling Persons for any reasonable legal and other expenses as incurred in connection with investigation or defending any such losses, claims, damages, liabilities, expenses or actions.

(c) *Conduct of Indemnification Proceedings.* Any Person entitled to indemnification hereunder will (i) give prompt notice to the indemnifying party of any claim with respect to which it seeks indemnification (but omission of such notice shall not relieve the indemnifying party from liability hereunder except to the extent such indemnifying party is actually prejudiced by such failure to give notice) and (ii) unless in such indemnified party's reasonable judgment a conflict of interest may exist between such indemnified and indemnifying parties with respect to such claim, permit such indemnifying party to assume the defense of such claim with counsel reasonably satisfactory to the indemnified party. The indemnifying party will not be subject to any liability for any settlement made without its consent. No indemnifying party will consent to entry of any judgment or enter into any settlement which does not include as an unconditional term thereof the giving by the claimant or plaintiff to such indemnified party of an unconditional release from all liability in respect to such claim or litigation and does not subject the indemnified party to any material injunctive relief or other material equitable remedy. An indemnifying party who is not entitled to, or elects not to, assume the defense of a claim will not be obligated to pay the fees and expenses of more than one counsel (in addition to any local counsel) for all parties indemnified by such indemnifying party with respect to such claim.

(d) *Contribution.* If the indemnification provided for in Section 9(a) or Section 9(b) is unavailable or insufficient to hold harmless each of the indemnified parties against any losses, claims, damages, liabilities and expenses (or actions in respect thereof) to which such parties may become subject under the Securities Act, then the indemnifying party shall, in lieu of indemnifying each party entitled to indemnification hereunder, contribute to the amount paid or payable by such party as a result of such losses, claims, damages, liabilities or expenses in such proportion as is appropriate to reflect the relative fault of the indemnifying party on the one hand and such indemnified parties on the other in connection with the statements or omissions or alleged statements or omissions that resulted in such losses, claims, damages, liabilities or expenses. The relative fault of such parties shall be determined by reference to, among other things, whether the untrue or alleged untrue statement of a material fact, or omission or alleged omission to state a material fact, relates to information supplied by or concerning the indemnifying party on the one hand, or by such indemnified party on the other, and such party's relative intent, knowledge, access to information and opportunity to correct or prevent such statement or omission. The parties hereto agree that it would not be just and equitable if contribution pursuant to this Section 9(d) were determined by pro rata allocation or by any other allocation that does not take into account the equitable considerations referred to in this Section 9(d). The amount paid or payable by an indemnified party as a result of the losses, claims, damages, liabilities or expenses referred to above shall be deemed to include (subject to the limitations set forth in Section 9(b) or 9(c) hereof) any legal or other fees or expenses reasonably incurred by such indemnified party in connection with investigating or defending any such action, proceeding or claim. Notwithstanding the provisions of this Section 9(d), no seller of Registrable Securities shall be required to contribute any amount in excess of the amount by which the proceeds received by such seller from the sale of any Registrable Securities (after deducting any fees, discounts and commissions applicable thereto) exceeds the amount of any damages which such seller has otherwise been required to pay by reason of such untrue or alleged untrue statement or omission or alleged omission. No Person guilty of fraudulent misrepresentation within the meaning of the Act shall be entitled to contribution from any Person that is not guilty of such fraudulent misrepresentation.

(e) *Priority of Indemnification.* Notwithstanding the foregoing, to the extent that provisions on indemnification and contribution contained in the underwriting agreement entered into in connection

with an underwritten offering are in conflict with the foregoing, the provisions of the underwriting agreement shall prevail (in respect of any party to this Agreement that also is a party to the underwriting agreement).

(f) *Payment.* The indemnification and contribution required by this Section 9 shall be made by periodic payments of the amount thereof during the course of the investigation or defense, as and when bills are received or expense, loss, damage or liability is incurred.

(g) *Beneficiaries of Indemnification.* The obligations of the Corporation and the holders of Registrable Securities under this Section 9 shall be in addition to any liability that they may otherwise have.

#### **10. Rule 144.**

The Corporation covenants that after the consummation of the IPO it will use its reasonable best efforts to timely file the reports required to be filed by it under the Securities Act and the Exchange Act and the rules and regulations adopted by the SEC thereunder (or, if the Corporation is not required to file such reports, it will, upon the request of any holder of Registrable Securities, make publicly available such information), all to the extent required from time to time to enable such holder to sell Registrable Securities without registration under the Securities Act within the limitation of the exemptions provided by (a) Rule 144 under the Securities Act, as such Rule may be amended from time to time, or (b) any similar rule or regulation hereafter adopted by the SEC. Upon the request of any holder of Registrable Securities, the Corporation will deliver to such holder a written statement as to whether it has complied with such requirements.

#### **11. Participation in Underwritten Registrations; Market Stand-Off Agreement.**

(a) *Participation in Underwritten Registration.* No Person may participate in any underwritten registration hereunder unless such Person (i) agrees to sell such Person's securities on the basis provided in any underwriting arrangements approved by the Persons entitled hereunder to approve such arrangements and (ii) completes and executes all customary questionnaires, powers of attorney, underwriting agreements, lock-ups and other documents required under the terms of such underwriting arrangements, *provided*, that in the case of any holder of CPF Registrable Securities, the terms of such underwriting arrangements, powers of attorney, underwriting agreements, lock-ups and other documents shall be no less favorable to such holder than those applicable to any holder of Family Holdings Registrable Securities or MatlinPatterson Registrable Securities participating in such registration.

(b) *Market Stand-Off Agreement.* Each holder of Registrable Securities agrees, whether or not it is participating in such registration statement, that it shall not, to the extent requested by an underwriter of Common Stock (or other securities of the Corporation), sell or otherwise transfer or dispose of any securities of the Corporation (other than those included in the registration) during the 90 day period following the effective date of a registration statement filed under the Securities Act relating to an underwritten offering by such underwriter with gross proceeds to the sellers in such offering of at least \$100 million if such holder and its Affiliates, collectively, own, directly or indirectly (including any shares which such holder or its Affiliate has the right to acquire) 5% or more of the outstanding Common Stock. In order to enforce the foregoing covenant, the Corporation may impose stop-transfer instructions with respect to the securities of the Corporation owned by holders of Registrable Securities until the end of such 90 day period.

#### **12. Miscellaneous.**

(a) *Right to Suspend.* The Corporation may, by notice in writing to each holder of Registrable Securities, require the holder of Registrable Securities to suspend use of any prospectus included in a registration statement filed hereunder if the Corporation reasonably determines that it contains an

untrue statement of a material fact or omits to state any material fact necessary to make the statements therein not misleading or that any transaction in which the Corporation is engaged or proposes to engage, or any event that has occurred or is expected to occur, would require an amendment to such registration statement or an amendment or supplement to such prospectus (including any such amendment or supplement made through incorporation by reference to a report filed under Section 13 of the Exchange Act). Each holder of Registrable Securities agrees that, upon receipt of any notice from the Corporation of the happening of any event of the kind described in this Section 12(a), such holder will forthwith discontinue disposition of Registrable Securities pursuant to the registration statement covering such Registrable Securities until such holder's receipt of the copies of a properly supplemented or amended prospectus, and, if so directed by the Corporation, such holder will deliver to the Corporation all copies, other than permanent file copies, then in such holder's possession, of the most recent prospectus covering such Registrable Securities at the time of receipt of such notice. In the event the Corporation gives any such notice, the time period mentioned in Section 7(a)(iii), if applicable, will be extended by the number of days during the period from and including the date of the giving of such notice to and including the date when each seller of Registrable Securities covered by such registration statement has received the copies of such supplemented or amended prospectus. The Corporation agrees to use its reasonable best efforts to cause any suspension of use of any prospectus pursuant to this paragraph to be as short a period of time as possible, including filing an amendment or supplement to such prospectus or registration statement to correct such untrue statement of material fact or material omission within 30 days following the date of the notice delivered to the holders of Registrable Securities pursuant to the first sentence of this Section 12(a).

(b) *Remedies.* No holder of Registrable Securities shall have any right to take any action to restrain, enjoin or otherwise delay any registration as a result of any controversy that might arise with respect to the interpretation or implementation of this Agreement.

(c) *Amendments and Waivers.* The provisions of this Agreement may not be amended, modified or supplemented, unless the Corporation has obtained the written consent of (i) the holders of at least a Majority of the outstanding Registrable Securities and if such amendment, modification or supplement adversely affects the rights of the holders of MatlinPatterson Registrable Securities, the written consent of the holders of at least a Majority of the outstanding MatlinPatterson Registrable Securities, (ii) if such amendment, modification or supplement adversely affects the rights of the holders of Family Holdings Registrable Securities, the consent of the holders of at least a Majority of the outstanding Family Holdings Registrable Securities and (iii) if such amendment, modification or supplement adversely affects the rights of the holders of CPF Registrable Securities or Other Stockholder Registrable Securities, the consent of the holders of at least a Majority of the outstanding CPF Registrable Securities and Other Stockholder Registrable Securities voting together. Each holder of any Registrable Securities at the time or thereafter shall be bound by any consent authorized by this Section 12(b), whether or not such holder consented or whether or not such Registrable Securities have been marked to indicate such consent.

(d) *Registrable Securities Held by the Corporation or its Subsidiaries.* Whenever the consent or approval of holders of all or any specified percentage of Registrable Securities is required hereunder, Registrable Securities held by the Corporation or any of its subsidiaries will not be counted in determining whether such consent or approval was given by such holders.

(e) *Notices.* All notices or other communications provided for hereunder shall be in writing and shall be effective (i) on the day on which delivered if delivered personally or transmitted by telex or telegram or telecopier with evidence of receipt, (ii) one business day after the date on which the same is delivered to a nationally recognized overnight courier service (or in the case of any notice to or from CPF, three business days after the date on which the same is delivered to an internationally recognized courier service) with evidence of receipt, or (iii) other than any notice to or from CPF, five days after the date on which the same is deposited, postage prepaid, in the U.S. mail, sent by certified or

registered mail, return receipt requested, and addressed to the party to be notified at the address indicated below for the Corporation, or at the address for the holder of the Registrable Securities set forth in a registry maintained by the Corporation or in case of Family Holdings, MatlinPatterson and CPF the address set forth on the signature page of this Agreement, or at such other address and/or telecopy or telex number and/or to the attention of such other person as the Corporation or the holder of the Registrable Securities may designate by ten-day advance written notice.

(f) *Successors and Assigns.* This Agreement will inure to the benefit of and be binding upon the successors and permitted assigns of each of the parties. The registration rights granted by this Agreement may not be transferred or assigned by operation of law or in connection with any transfer or assignment of Registrable Securities except to (i) persons who after such transfer would own beneficially at least 3% of the outstanding Common Stock, (ii) charitable organizations and foundations who are transferees of the Family Holdings Registrable Securities and (iii) Affiliate transferees of Family Holdings, MatlinPatterson or CPF who after such transfer would own beneficially at least 1% of the outstanding Common Stock, then in each case only upon notification to the Corporation in writing and agreement by such transferee to the rights and obligations of this Agreement. Any assignment by the Corporation of this Agreement shall not relieve the Corporation of its obligations hereunder.

(g) *Counterparts.* This Agreement may be executed in one or more counterparts and by the parties hereto in separate counterparts, all of which will constitute one and the same agreement and shall become effective when one or more counterparts have been signed by each of the parties hereto and delivered (including by facsimile) to the other parties.

(h) *Headings.* The headings in this Agreement are for convenience of reference only and will not limit or otherwise affect the meaning hereof.

(i) *Governing Law; Jurisdiction.* This Agreement will be governed by and construed in accordance with the laws of the State of Delaware, without giving effect to conflict of law principles. Any holder of Registrable Securities may bring any action or proceeding to enforce or arising out of this Agreement or in the instruments and agreements annexed hereto in any court of competent jurisdiction.

(j) *Severability.* In the event that any one or more of the provisions contained herein, or the application thereof in any circumstance, is held invalid, illegal or unenforceable, the validity, legality and enforceability of any such provision in every other respect and of the remaining provisions contained herein will not be affected or impaired thereby.

(k) *Termination of Registration Rights.* The rights of any holder hereunder to request a Demand Registration pursuant to Section 3 with respect to any Registrable Securities shall terminate with respect to such holder at such time as the holder shall own less than 5% of the outstanding Common Stock.

(l) *Entire Agreement.* This Agreement is intended by the parties as a final expression of their agreement and intended to be a complete and exclusive statement of the agreement and understanding of the parties hereto in respect of the subject matter contained herein. There are no restrictions, promises, warranties or undertakings, other than those set forth or referred to herein with respect to the registration rights granted by the Corporation with respect to the Registrable Securities. This Agreement supersedes all prior agreements and understandings between the parties with respect to such subject matter.

[Signature Pages Follow]

IN WITNESS WHEREOF, the parties have executed this Agreement as of the date first written above.

**HUNTSMAN CORPORATION**

By: \_\_\_\_\_  
Name:  
Title:

*Corporation Address:*  
Huntsman Corporation  
500 Huntsman Way  
Salt Lake City, Utah 84108  
Attention: Office of the General Counsel  
Facsimile: (801) 584-5782

---

**HUNTSMAN FAMILY HOLDINGS  
COMPANY LLC**

By: \_\_\_\_\_

Name:

Title:

*Family Holdings Address:*

Huntsman Family Holdings Company LLC  
c/o Office of the Chairman of the Board of  
Directors of Huntsman Corporation  
500 Huntsman Way  
Salt Lake City, Utah 84108  
Attention: Jon M. Huntsman  
Facsimile: (801) 584-5782

---

**MATLINPATTERSON GLOBAL  
OPPORTUNITIES PARTNERS L.P.**

**By: MatlinPatterson Global Advisors LLC,  
as its investment advisor**

By: \_\_\_\_\_

Name:

Title:

*MatlinPatterson Address:*

MatlinPatterson Global Opportunities Partners, L.P.  
500 Madison Avenue  
New York, New York 10022  
Attention: David Matlin  
Facsimile: ( )

*With a copy to:*

Whalen LLP  
600 Anton Boulevard, 18th Floor  
Costa Mesa, California 92626  
Attention: Michael P. Whalen  
Facsimile: (714) 384-4341

---

**MATLINPATTERSON GLOBAL  
OPPORTUNITIES PARTNERS B L.P.**

**By: MatlinPatterson Global Advisors LLC,  
as its investment advisor**

By: \_\_\_\_\_

Name:

Title:

*MatlinPatterson Address:*

MatlinPatterson Global Opportunities Partners, L.P.  
500 Madison Avenue  
New York, New York 10022  
Attention: David Matlin  
Facsimile: ( )

*With a copy to:*

Whalen LLP  
600 Anton Boulevard, 18th Floor  
Costa Mesa, California 92626  
Attention: Michael P. Whalen  
Facsimile: (714) 384-4341

---

**MATLINPATTERSON GLOBAL  
OPPORTUNITIES PARTNERS  
(BERMUDA) L.P.**

**By: MatlinPatterson Global Advisors LLC,  
as its investment advisor**

By: \_\_\_\_\_

Name:  
Title:

*MatlinPatterson Address:*

MatlinPatterson Global Opportunities Partners, L.P.  
500 Madison Avenue  
New York, New York 10022  
Attention: David Matlin  
Facsimile: ( )

*With a copy to:*

Whalen LLP  
600 Anton Boulevard, 18th Floor  
Costa Mesa, California 92626  
Attention: Michael P. Whalen  
Facsimile: (714) 384-4341

---

**CONSOLIDATED PRESS (FINANCE) LIMITED**

By:

Name:

Title:

*CPF Notice Address:*

Consolidated Press (Finance) Limited  
Third Level, 54-58 Park Street  
Sydney NSW 2000, Australia  
Attention: Graham A. Cubbin  
Facsimile: 011 (612) 9267-4455

*With a copy to:*

Freehills  
Level 32, MLC Centre  
19-29 Martin Place  
Sydney NSW 2000, Australia  
Attention: John Nestel, Partner  
Facsimile: 011 (612) 9322-4000

---

**HUNTSMAN CANCER FOUNDATION**

By:

---

Name:

Title:

*Foundation Address:*

Huntsman Cancer Foundation  
500 Huntsman Way  
Salt Lake City, Utah 84108  
Attention: Thomas Muir  
Facsimile: (    )

---

---

Peter Huntsman

Address:

---

---

---

Facsimile: (    )

---

---

J. Kimo Esplin

Address:

---

---

---

Facsimile: (    )

---

---

Samuel D. Scruggs

Address:

---

---

---

Facsimile: (    )

---

---

David S. Parkin

Address:

---

---

---

Facsimile: (    )

---

---

L. Russell Healy

Address:

---

---

---

Facsimile: (    )

---

---

Sean Douglas

Address:

---

---

---

Facsimile: (    )

---

---

Kevin C. Hardman

Address:

---

---

---

Facsimile: (    )

---

---

John R. Heskett

Address:

---

---

---

Facsimile: (    )

---

---

Lou Adimare

Address:

---

---

---

Facsimile: (    )

---

QuickLinks

[Exhibit 4.66](#)

[REGISTRATION RIGHTS AGREEMENT](#)

**CONSENT OF INDEPENDENT REGISTERED PUBLIC ACCOUNTING FIRM**

We consent to the use in this Amendment No. 5 to Registration Statement No. 333-120749 of Huntsman Corporation of (a) our report dated January 5, 2005 on the consolidated financial statements of Huntsman Holdings, LLC and subsidiaries as of September 30, 2004 (which report expresses an unqualified opinion and includes explanatory paragraphs relating to (i) the change in the method of computing depreciation expense in 2003 and (ii) the adoption of Statement of Financial Accounting Standards ("SFAS") No. 141 and SFAS No. 142 in 2002 and SFAS No. 133 in 2001) and (b) our report dated November 23, 2004 on Huntsman Corporation as of October 31, 2004, appearing in the Prospectus, which is a part of this Registration Statement, and to the reference to us under the heading "Experts" in such Prospectus.

Our audits of the consolidated financial statements of Huntsman Holdings, LLC and subsidiaries referred to in our aforementioned report also includes the financial statement schedule of Huntsman Holdings, LLC listed in Item 16(b). This financial statement schedule is the responsibility of the Company's management. Our responsibility is to express an opinion based on our audits. In our opinion, such financial statement schedule, when considered in relation to the basic financial statements taken as a whole, presents fairly in all material respects, the information set forth therein.

/s/ DELOITTE & TOUCHE LLP

Houston, Texas  
February 9, 2005

---

QuickLinks

[Exhibit 23.1](#)

[CONSENT OF INDEPENDENT REGISTERED PUBLIC ACCOUNTING FIRM](#)

**CONSENT OF INDEPENDENT REGISTERED PUBLIC ACCOUNTING FIRM**

We consent to the use in this Amendment No. 5 to Registration Statement No. 333-120749 of Huntsman Corporation of (a) our report dated November 23, 2004 (except for Note 27, as to which the date is December 17, 2004) on the consolidated financial statements of Huntsman Advanced Materials LLC and subsidiaries at December 31, 2003 (which report expresses an unqualified opinion and includes an explanatory paragraph relating to restatement of the statements of equity and of cash flows) and (b) our report dated February 28, 2003 (except for Note 23, as to which the date is November 23, 2004) on Huntsman International Holdings LLC and subsidiaries as of December 31, 2002 (which report expresses an unqualified opinion and includes explanatory paragraphs regarding (i) the adoption of Statement of Financial Accounting Standards ("SFAS") No. 142 and SFAS No. 133 in 2001 and (ii) the restatement of the consolidated statements of cash flows), appearing in the Prospectus, which is a part of this Registration Statement, and to the reference to us under the heading "Experts" in such Prospectus.

/s/ DELOITTE & TOUCHE LLP

Salt Lake City, Utah  
February 9, 2005

---

QuickLinks

[Exhibit 23.2](#)

[CONSENT OF INDEPENDENT REGISTERED PUBLIC ACCOUNTING FIRM](#)

[QuickLinks](#) -- Click here to rapidly navigate through this document

**Exhibit 23.3**

**CONSENT OF INDEPENDENT REGISTERED PUBLIC ACCOUNTING FIRM**

We consent to the use in this Amendment No. 5 to Registration Statement No. 333-120749 of Huntsman Corporation of our report dated April 14, 2004 (except for Note 27, as to which the date is December 17, 2004) on the consolidated financial statements of Vantico Group S.A. and subsidiaries at December 31, 2002 (which report expresses an unqualified opinion and includes an explanatory paragraph relating to the adoption of Statement of Financial Accounting Standards No. 142 in 2002) appearing in the Prospectus, which is a part of this Registration Statement, and to the reference to us under the heading "Experts" in such Prospectus.

/s/ DELOITTE S.A.

Edouard Schmit, Partner

Luxembourg  
February 10, 2005

---

QuickLinks

[Exhibit 23.3](#)

[CONSENT OF INDEPENDENT REGISTERED PUBLIC ACCOUNTING FIRM](#)

February 10, 2005

United States Securities and Exchange Commission  
450 Fifth Street, N.W.  
Washington, D.C. 20549

Attention: Ms. Lesli L. Sheppard  
Division of Corporate Finance

Re: Huntsman Corporation Registration Statement on Form S-1,  
Amendment No. 5, Filed on February 10, 2005 (File No. 333-120749)

Ladies and Gentlemen:

On behalf of Huntsman Corporation (the "Company"), we enclose four courtesy copies of the Company's Amendment No. 5 ("Amendment No. 5") to its Registration Statement on Form S-1 (the "Registration Statement") that was filed on February 10, 2005, each of which has been marked to show changes from Amendment No. 2 to the Registration Statement filed on January 28, 2005 ("Amendment No. 2"). The Company filed Amendment No. 3 to the Registration Statement on February 8, 2005 ("Amendment No. 2") and Amendment No. 4 to the Registration Statement on February 9, 2005 ("Amendment No. 4") as "exhibits only" filings to transmit certain exhibits to the Registration Statement.

This letter sets forth the responses of the Company to the comments of the staff of the Securities and Exchange Commission (the "Staff") in the comment letter of the Staff dated February 2, 2005. Please note that, to the extent these responses are predicated on factual information, that information has, unless otherwise indicated, been provided by the Company. For your convenience, we have repeated each comment of the Staff exactly as given in the order given and set forth below it the response of the Company. Capitalized terms used in this letter and not defined have the meanings given to them in the Registration Statement.

**Fee Table**

1. *Please separately disclose the maximum aggregate offering price for the common stock and the preferred stock. When relying on Rule 457(o), except when using the unallocated shelf procedure available to Form S-3-eligible companies, the aggregate dollar amount associated with each class of securities offered must be disclosed in the "Calculation of Registration Fee" table. See SEC Release No. 33-7168 (May 11, 1995). Please also indicate the amount of common shares you are registering for issuance upon conversion of the preferred stock.*

**RESPONSE:** The requested changes were made in connection with the filing of Amendment No. 3 to the Registration Statement on February 8, 2005. Please see the facing page of Amendment No. 3, Amendment No. 4 and Amendment No. 5.

**Dilution, page 35**

2. *Please revise the dilution table to include the shares underlying options that officers, directors and affiliates have the right to acquire. Refer to Item 506 of Regulation S-K.*

**RESPONSE:** Because the exercise price of the stock options to be held by the directors and officers of the Company will be equal to the initial public offering price, there will be no dilution to new investors resulting from the exercise of such stock options. Such stock options therefore have not been reflected in the dilution table. Please note that the Company has made corrections to the disclosure previously included in "Dilution." Please see page 35 of the revised prospectus included in Amendment No. 5.

---

**Management's Discussion and Analysis, page**  
**Restructuring and Plant Closing Costs, page 85**

3. *We note your response and revised disclosure for prior comment 8. However, it does not appear that your disclosure provides the information requested. For each restructuring activity that remains in process as of September 30, 2004, please state the reasonably likely effects these activities may have on future earnings and cash flows, including quantification of these reasonably likely effects and when the effects are expected to be realized. We note that for your 2004 activities, you state that you should recover your restructuring and plant closing costs within one to two years. While important information, your disclosure does not convey to an investor how these activities are going to impact future earnings and cash flows. Refer to SAB Topic 5:P.4 for guidance.*

**RESPONSE:** The requested changes have been made. Please see page 88 of the revised prospectus included in Amendment No. 5.

**Principal and Selling Stockholders, page 163**

4. *We reissue our prior comment 12. The requested information still appears to be missing.*

**RESPONSE:** As discussed with Ms. Lesli Sheppard of the Staff, footnotes have been added to the principal and selling stockholders table specifying the number of shares of common stock to be outstanding following the Reorganization Transaction and the offering. Please see pages 164-165 of the revised prospectus included in Amendment No. 5.

**Huntsman Holdings, LLC financial statements for the nine-months ended**  
**September 30, 2004 and the year ended December 31, 2003**

**2. Summary of Significant Accounting Policies, Revenue Recognition**

5. *We note the analysis you prepared in response to prior comment 16 for the impact of recognizing revenue at the time shipment is made rather than based on the actual sales terms and have the following additional comments.*
- *It does not appear appropriate to us to assess this impact using pro forma financial information. Please revise your analysis using information derived from Huntsman's historical financial statements and assess the materiality of such analysis to each historical interim and annual period presented.*
  - *Please provide us with a similar analysis of the impact on HIH and Adman's standalone financial statements. This analysis should clearly demonstrate the impact of recognizing revenue at the time of shipment instead of in accordance with the sales terms on HIH and Adman's total sales and total operating income for each historical period presented.*
  - *If the revised above analysis for HIH demonstrates that the impact of recognizing revenue at the time of shipment versus the actual sales terms for each period presented is not material to HIH, please remove the term "generally" from High's revenue recognition accounting policy.*
  - *Please revise your policy to indicate when title passes.*

**RESPONSE:** Set forth below is an analysis of the impact of recognizing revenue at the time shipment is made versus the actual sales terms for each interim and annual period presented for the Company, AdMat and HIH. The Company has reviewed the analysis set forth below in light of the definition of materiality set forth in Financial Accounting Concepts No. 2 and the guidance of Staff Accounting Bulletin No. 99 and concluded that the changes to prior periods are not material.

The Company considers both the gross and net effect on each period's total revenues and operating income for each company to be quantitatively immaterial as demonstrated in the column labeled "Net Effect as a Percentage of Reported Amount" presented below. Accordingly, the

Company removed the term "generally" from the revenue recognition accounting policy for HIH disclosed on pages F-151 and F-174 of the revised prospectus included in Amendment No. 5. In addition, the Company has revised its revenue recognition policy and that of AdMat to indicate that title to the product transfers to the customer upon shipment. Please see pages 94 and F-14 of the revised prospectus included in Amendment No. 5.

In addition to the quantitative analysis presented below, the Company has reviewed the errors in light of Staff Accounting Bulletin 99 and believes the following qualitative analysis supports its conclusion that these errors are not material and that a reasonable person would not consider the errors important or view the errors as having significantly altered the total mix of information available. The errors do not mask a change in operating income or other trends nor do they hide a failure to meet analysts' expectations for the Company. The errors do not change a loss into income or vice versa. The errors do not have a significant impact on segment reporting or other portions of the Company that have been identified as playing a significant role in the Company's operations or profitability. The errors have no impact on the Company's compliance with regulatory requirements, debt covenants or other contractual requirements. The errors do not have the effect of increasing management's compensation in any way. Additionally, the errors do not involve concealment of an unlawful transaction.

Effect at End of Period	Effect at Date of Change from Equity Method to Consolidation	Effect at Beginning of Period	Net Effect	Total Reported Amount for the Period	Net Effect as a Percentage of Reported Amount
(in millions, except percentages)					

**Financial Statements of  
Huntsman Holdings, LLC**

*Nine months ended September 30, 2004*

Total revenues	\$	39	N/A	\$	28	\$	11	\$	8,358	0.1%
Operating income	\$	6.6	N/A	\$	5.8	\$	0.8	\$	216.4	0.4%

*Nine months ended September 30, 2003*

Total revenues	\$	32	\$	23(1)	\$	2	\$	7	\$	4,711	0.1%
Operating income	\$	6.5	\$	3.0(1)	\$	0.6	\$	2.9	\$	91.9	3.2%

*Year ended December 31, 2003*

Total revenues	\$	28	\$	23(1)	\$	2	\$	3	\$	7,081	0.0%
Operating income	\$	5.8	\$	3.0(1)	\$	0.6	\$	2.2	\$	176.5	1.2%

*Year ended December 31, 2002*

Total revenues	\$	2	N/A	\$	2	\$	—	\$	2,661	0.0%
Operating income	\$	0.6	N/A	\$	0.5	\$	0.1	\$	66.3	0.2%

*Year ended December 31, 2001*

Total revenues	\$	2	N/A	\$	2	\$	—	\$	2,757	0.0%
Operating loss	\$	0.5	N/A	\$	0.5	\$	—	\$	(709.4)	0.0%

- (1) The Company notes that it owned 60% of HIH prior to May 1, 2003 and accounted for its investment in HIH using the equity method in accordance with EITF 96-16 as the minority shareholders had substantive participating rights. Effective May 1, 2003, in connection with its acquisition of the remaining 40% interest in HIH, the Company began consolidating HIH with its operations. Accordingly, when considering the impact of the error in revenue recognition on the Company's results of operations for 2003, the Company believes that it is appropriate to consider 100% of the revenues for shipments that occurred prior to May 1, 2003 for which title did not pass to the purchaser until subsequent to that date (\$23 million). Additionally, in light of our historical ownership of 60% of HIH, we believe that it is appropriate to consider in this analysis 60% of the operating income of HIH related to these sales (\$5.0 million  $\times$  60% = \$3.0 million).

In considering the materiality of the error quantified above for the nine months ended September 30, 2003, the Company has also considered the effect of the improper cut-off at the date of change in accounting for its investment in HIH from the equity method to consolidation (May 1, 2003) on the reported results of equity in unconsolidated subsidiaries. This effect, for the nine months ended September 30, 2003, related to the error in revenue recognition, would be an increase of \$0.7 million or 1.8% of the reported equity in losses of unconsolidated subsidiaries of \$38.2 million.

	As Reported	Adjustments to Correct	As if Corrected	Adjustments as a % of Reported Balance
(in millions, except percentages)				
<b>Financial Statements of Huntsman Holdings, LLC (alternative analysis)</b>				
<i>Nine Months Ended September 30, 2004</i>				
Revenues	8,357.7	(11.0)	8,346.7	-0.1%
Operating Income	216.4	(0.8)	215.6	-0.4%
Equity in losses of unconsolidated subsidiaries	3.0	—	3.0	0.0%
Net Loss(1)	(226.5)	(0.8)	(227.3)	0.4%
<i>Nine Months Ended September 30, 2003</i>				
Revenues	4,711.1	(7.0)	4,704.1	-0.1%
Operating Income	91.9	(2.9)	89.0	-3.2%
Equity in losses of unconsolidated subsidiaries	(38.2)	(0.7)	(38.9)	1.8%
Net Loss(1)	(214.2)	(3.6)	(217.8)	1.7%
<i>Year Ended December 31, 2003</i>				
Revenues	7,080.9	(3.0)	7,077.9	0.0%
Operating Income	176.5	(2.2)	174.3	-1.2%
Equity in losses of unconsolidated subsidiaries	(37.5)	(0.7)	(38.2)	1.9%
Net Loss(1)	(319.8)	(2.9)	(322.7)	0.9%
<i>Year Ended December 31, 2002</i>				
Revenues	2,661.0	—	2,661.0	0.0%
Operating Income	66.3	(0.1)	66.2	-0.2%
Equity in losses of unconsolidated subsidiaries	(31.4)	0.4	(31.0)	-1.3%
Net Loss(2)	(22.2)	0.3	(21.9)	-1.4%

(1) Tax effect estimated at or less than \$0.2 million accordingly not reflected.

(2) Tax effect estimated at or less than \$0.1 million accordingly not reflected.

	Effect at End of Period		Effect at Beginning of Period		Net Effect		Total Reported Amount for the Period		Net Effect as a Percentage of Reported Amount
(in millions, except percentages)									
<b>Financial Statements of</b>									
<b>Huntsman Advanced Materials LLC</b>									
<i>Six months ended December 31, 2003</i>									
Total revenues	\$	1	\$	1	\$	—	\$	518	0.0%
Operating income	\$	0.3	\$	0.0	\$	0.3	\$	11.3	2.7%
<i>Six months ended June 30, 2003</i>									
Total revenues	\$	1(2)	\$	1(2)	\$	—	\$	532	0.0%
Operating loss	\$	0.3(2)	\$	0.3(2)	\$	—	\$	(53.0)	0.0%
<i>Year ended December 31, 2002</i>									
Total revenues	\$	1(2)	\$	1(2)	\$	—	\$	949	0.0%
Operating loss	\$	0.3(2)	\$	0.3(2)	\$	—	\$	(73.0)	0.0%
<i>Year ended December 31, 2001</i>									
Total revenues	\$	1(2)	\$	1(2)	\$	—	\$	949	0.0%
Operating loss	\$	0.3(2)	\$	0.3(2)	\$	—	\$	(34.0)	0.0%

(2) Estimated for periods prior to the June 30, 2003 acquisition of AdMat.

Effect at End of Period	Effect at Beginning of Period	Net Effect	Total Reported Amount for the Period	Net Effect as a Percentage of Reported Amount
-------------------------------	-------------------------------------	------------	---	---

(in millions, except percentages)

**Financial Statements of  
Huntsman International Holdings LLC**

*Three months ended March 31, 2003*

Total revenues	\$	17	\$	17	\$	—	\$	1,298	0.0%
Operating income	\$	3.7	\$	3.6	\$	0.1	\$	17.5	0.6%

*Three months ended March 31, 2002*

Total revenues	\$	18	\$	17	\$	1	\$	998	0.1%
Operating income	\$	4.2	\$	4.3	\$	(0.1)	\$	27.9	-0.4%

*Year ended December 31, 2002*

Total revenues	\$	17	\$	18	\$	(1)	\$	4,518	0.0%
Operating income	\$	3.6	\$	4.5	\$	(0.9)	\$	228.1	-0.4%

*Year ended December 31, 2001*

Total revenues	\$	18	\$	18	\$	—	\$	4,575	0.0%
Operating income	\$	4.5	\$	4.5	\$	—	\$	173.1	0.0%

*Year ended December 31, 2000*

Total revenues	\$	18	\$	19	\$	(1)	\$	4,448	0.0%
Operating income	\$	4.5	\$	4.9	\$	(0.4)	\$	423.7	-0.1%

## **21. Commitments and Contingencies, Legal Matters**

6. *We note your response to prior comment 21 and have the following additional comments regarding your asbestos contingencies.*

- *We note that your disclosures and accruals for asbestos exposure lawsuits only address claims for which a prior owner has not accepted defense under Huntsman Lilac's indemnity agreements. Unless you can demonstrate that you have been legally released from being the primary obligor under these asbestos related lawsuits, we believe you must revise your disclosure and accounting to address all asbestos claims filed against you. In this regard, your disclosures and accounting should be revised to address the following:*
  - *Record your estimated liability without regard to the indemnity agreement. In this regard, you state that "Among the 49 claims pending against us as of September 30, 2004... Huntsman does not have sufficient information at the present time to estimate any liability for these claims." Please revise your disclosure to address your estimated legal liability regarding all claims currently pending against you. In this regard, given the historical payments made by your indemnities, it would not appear reasonable to us for you to conclude that the minimum amount of your range of loss is zero. Your disclosure should also address the extent to which unasserted claims are reflected in any accrual or may affect the magnitude of the contingency.*
  - *To the extent that you have probable recoveries under your indemnity agreement, you should record them on a gross basis.*
  - *Your SAB Topic 5Y disclosures, including the roll forward of lawsuits for each period presented; the amount or range of amounts claimed for each lawsuit for each period presented; and the aggregate costs and settlement amounts for each period presented must be presented for all claims, whether indemnified or not.*
- *If applicable, disclose the maximum amount Chevron Texaco will indemnify you under the agreement.*

**RESPONSE:** The Company has revised the prospectus in response to this comment. Please see pages 146-147, F-67 and F-68 of the revised prospectus included in Amendment No. 5.

The Company's asbestos exposure cases are typically brought by many individuals, often independent contractors, seeking damages for asbestos exposure claims against the numerous owners of facilities at which any of the plaintiffs worked over periods of many years. The complaints in these cases do not state the amount of damages being sought. Because of the nature of these cases, it is normally not possible for any particular defendant to be able to determine exactly what, if any, damages are being alleged against it by any particular plaintiff. We divide these cases into two categories—those with respect to which we are fully indemnified and those with respect to which we are not indemnified.

### Indemnified Cases

With respect to all of the Company's pending asbestos exposure claims (other than those discussed below in "Unindemnified Cases"), the Company is protected by the former owner of Texaco Chemical Corporation ("TCC"), which the Company acquired in 1994. Under the Company's agreement pursuant to which it purchased TCC, which was a subsidiary of ChevronTexaco, the predecessor owner, ChevronTexaco, agreed to retain liabilities for asbestos claims that arose prior to the Company's ownership and to indemnify it for those claims. As disclosed, this retention of liability and indemnity is not subject to a cap or limited duration. When the Company receives service of such a claim, it promptly tenders the case to the predecessor, without conducting any discovery. In the Company's experience, its indemnitor has always accepted defense of the tendered cases, ending the Company's involvement in such cases other than responding to limited informational requests from the indemnitor.

The Company has included information concerning the cases tendered to ChevronTexaco which remain pending as of the end of each of the periods presented. However, the Company does not have information upon which it can estimate the gross probable liability for such cases because it does not have access to the terms on which ChevronTexaco has resolved these cases in past periods, and does not have information concerning where or how the alleged injuries occurred or

what injuries each plaintiff claims with respect to pending cases. Therefore the Company has not included an accrual for the gross liability associated with these cases.

For future reporting periods, the Company undertakes to actively seek additional information from Chevron Texaco that will allow it to calculate an estimate of its gross liability with respect to the tendered asbestos claims. The Company commits to undertake a rigorous analysis of the potential gross liability associated with these cases on an ongoing basis based upon all information available to it, including additional information it can obtain from ChevronTexaco, for purposes of determining appropriate accruals and disclosure regarding these cases.

#### Unindemnified Cases

With respect to the cases that are not covered by indemnity, the Company has revised the disclosure to clarify that its stated expenditures for these cases in the last three years were on a gross rather than net basis. The Company's practice has been to accrue reserves for these cases when the amount of loss can be reasonably estimated. At September 30, 2004, and December 31, 2003, 2002 and 2001, the Company's accrued reserves for these cases was \$1.1 million, \$1.3 million, \$0 and \$0, respectively. Given the nature of these cases, the Company cannot reasonably estimate the amount of loss related to unasserted claims and accordingly has not provided for such claims in its reserves.

With respect to the comment of the Staff to include in the roll forward of lawsuits an amount or range of amounts claimed for each period presented, please note that none of such claims contains the amount of damages being sought. Accordingly, the Company has not included such information in the revised prospectus.

7. *We note your response to prior comment 22. Please revise your filing to state that with regard to your the alleged property damage and personal injury based upon exposure to toxic air emissions almost all of the claims filed do not contain the amount of the damages being sought. For those claims that do include the amount of damages being sought, disclose the amount or range along with the number of claims the amount or range relates.*

**RESPONSE:** The referenced language has been revised to indicate that none of such claims contains an amount of damages being sought. Please see pages 145 and F-67 of the revised prospectus included in Amendment No. 5.

8. *We note your response and revised disclosure for prior comment 23 regarding your discoloration claims. Please revise your disclosure to indicate the amount you have accrued. Also address the extent to which unasserted claims are reflected in your accrual or may affect the magnitude of the contingency. Refer to Question 2 of SAB Topic 5: Y for guidance.*

**RESPONSE:** As requested, the Company has added additional disclosure that indicates that it has not made any accruals for the three pending Discoloration Claims. In addition, the Company has, as requested, added an explanation in its disclosure that it has not accrued for possible unasserted Discoloration Claims. While the amount of loss related to unasserted claims cannot be reasonably estimated, the Company believes, based on its experience with prior claims and its indemnitors, and in light of the amount and time frame in which the suspect product was sold, that the ultimate resolution of unasserted claims, if any, will not be material to the Company's financial statements. The Company has revised its disclosure appropriately. Please see pages 145 and F-66 of the revised prospectus included in Amendment No. 5.

#### Exhibit 5.1—Draft Legal Opinion

9. *Please file your legal opinion with your next amendment.*

**RESPONSE:** The legal opinion has been filed with Amendment No. 4.

10. *The legality opinion contemplates delivery of Convertible Preferred Stock. Please revise the opinion to remove this reference, as we understand that these securities will be issued in book-entry form only.*

**RESPONSE:** The opinion has been revised to refer to the issuance of the Convertible Preferred Shares rather than the delivery. Please see the revised opinion filed with Amendment No. 4.

11. *Please revise your opinion at (c) to include the shares of common stock into which your Convertible Preferred Stock converts.*

**RESPONSE:** The requested change has been made. Please see the revised opinion filed with Amendment No. 4.

12. *Please explain what you mean by "and related matters" in your opinions at (a) and (c) or delete this language.*

**RESPONSE:** The referenced language has been deleted. Please see the revised opinion filed with Amendment No. 4.

13. *We reissue our comment 27 with respect to your assumption in opinion (c) (i).*

**RESPONSE:** The requested change has been made. Please see the revised opinion filed with Amendment No. 4.

If you have any questions with respect to the foregoing, please call the undersigned at (713) 758-3278, Jeff Floyd at (713) 758-2194 or David Stone at (713) 758-2236.

Very truly yours,

Vinson & Elkins L.L.P.

By: /s/ W. CREIGHTON SMITH

---

W. Creighton Smith

Enclosures

cc: Sam Scruggs (Huntsman Corporation)  
John Heskett (Huntsman Corporation)  
Jeff Floyd (Firm)  
David Stone (Firm)  
Jeff Potts (Deloitte & Touche LLP)  
Greg Fernicola (Skadden, Arps, Slate, Meagher & Flom LLP)

